




A.S.D. Government Degree College for Women **An Autonomous Institution**

Jagannaickpur, Kakinada, Andhra Pradesh-533002
Affiliated to Adikavi Nannaya University, Rajamahendravaram



INTERNAL QUALITY ASSURANCE CELL

2.6.1. The institution has stated learning outcomes (programme and course outcome)/graduate attributes which are integrated into the assessment process and widely publicized through the website and other documents and the attainment of the same are evaluated by the institution.



CO-POS ATTAINMENTS

2023-24

A.S.D. Government Degree College for Women (Autonomous)

Kakinada

(Accredited by NAAC With "B" Grade in cycle 3)

(Affiliated to Adikavi Nannaya University, Rajamahendravaram)



2021-22 ADMITTED BATCH CO-POS ATTAINMENTS

ATTAINMENTS FOR HOME SCIENCE

2023-24

A.S.D Government Degree College for Women(A),Kakinada
DEPARTMENT OF HOME SCIENCE
PO and CO Mapping and Attainment 2021-22 admitted batch

SEMESTER - I

HSC-101 – Basic Nutrition (BN)

COs	PO1	PO2	PO3	PO4	PO5	PO6
CO1	3	2	2	2	2	2
CO2	3	2	3	3	3	2
CO3	3	2	2	3	3	2
CO4	3	2	2	3	2	2
CO5	3	2	2	2	2	3
CO6	2	2	3	2	3	2
Average	2.83	2	2.33	2.5	2.5	2.16

HSC-102 – General Psychology (G.Psy)

COs	PO1	PO2	PO3	PO4	PO5	PO6
CO1	3	2	2	3	2	2
CO2	2	3	2	2	3	2
CO3	2	3	2	2	2	3
CO4	2	2	3	3	2	2
CO5	2	2	3	2	3	2
CO6	2	2	2	3	2	3
Average	2.16	2.33	2.33	2.5	2.33	2.33

HSC-103– Fundamentals of Textiles (F.Text)

COs	PO1	PO2	PO3	PO4	PO5	PO6
CO1	3	2	2	3	2	2
CO2	2	3	2	2	3	2
CO3	2	2	3	3	3	2
CO4	2	2	2	2	3	2
CO5	2	2	2	3	2	2
CO6	2	3	3	2	3	2
Average	2.16	2.33	2.33	2.5	2.66	2.0

Cos attainment Targets at Course level:

Course Evaluation	Levels of Assessment	Target Fixed	Attainment Level
CIA (25 Marks)	MSA 15 Marks (Mid)	≥ 7 Marks	1 otherwise zero
	CCAA 10 Marks (Assignment and Seminars)	≥ 8 Marks	1 otherwise zero
SEE (75 Marks)	FA	≥ 26 Marks	1 otherwise zero

Attainment level of each course in Sem 1

Courses	No of students attended	No of students attained			CO_MSA	CO_CCAA	CO_FA
		MSA	CCAA	FA			
Eng	28	28	28	27	1	1	0.96
San	10	10	10	8	1	1	0.80
Tel	15	15	15	14	1	1	0.93
Hin	3	3	3	3	1	1	1
BN	28	28	28	23	1	1	0.82
G. Psy	28	28	28	24	1	1	0.85
F. Tex	28	28	28	26	1	1	0.92

MSA attainment sem I

POs	EN G	P O A	WP	T E L	PO A	WP	SA N	PO A	W P	HI N	PO A	W P	BN	POA	WP	G. Psy	POA	WP	F. Tex	PO A	WP	SW	WS	WA	% of attainme nt
PO1	2.6	0. 9 6	2.6	2. 5	0.9 3	2.5	2. 4	0.8 0	2. 4	2.6	1	2.6	2.8	1	2.8	2.2	1	2.2	2.2	1	2.2	17. 3	16. 64 5	0.96	96
PO2	2.5	0. 9 6	2.5	2. 0	0.9 3	2.0	2. 2	0.8 0	2. 2	2.5	1	2.5	2.0	1	2.0	2.3	1	2.3	2.3	1	2.3	15. 8	15. 22	0.96	96
PO3	2.5	0. 9 6	2.5	2. 1	0.9 3	2.1	2. 4	0.8 0	2. 4	2.6	1	2.6	2.3	1	2.3	2.3	1	2.3	2.3	1	2.3	16. 5	15. 87 3	0.96	96
PO4	2.5	0. 9 6	2.5	2. 5	0.9 3	2.5	2. 5	0.8 0	2. 5	2.6	1	2.6	2.5	1	2.5	2.5	1	2.5	2.5	1	2.5	17. 6	16. 92 5	0.96	96
PO5	2.3	0. 9 6	2.3	2. 3	0.9 3	2.3	2. 2	0.8 0	2. 2	2.3	1	2.3	2.5	1	2.5	2.3	1	2.3	2.7	1	2.7	16. 6	15. 99 9	0.96	96
PO6	2.6	0. 9 6	2.6	1. 6	0.9 3	1.6	2. 5	0.8 0	2. 5	2.6	1	2.6	2.2	1	2.2	2.3	1	2.3	2.0	1	2.0	15. 8	15. 18 8	0.96	96

CCAA Attainment Sem I

POs	EN G	P O A	WP	T E L	PO A	WP	SA N	PO A	W P	HI N	PO A	W P	B N	POA	W P	G. Ps y	POA	W P	F. Tex	PO A	W P	S W	W S	WA	% of attainme nt
PO1	2.6	1	2.6	2.5	1	2.5	2.4	1	2.4	2.6	1	2.6	2.8	1	2.8	2.2	1	2.2	2.2	1	2.2	17.3	17.3	1.00	100
PO2	2.5	1	2.5	2.0	1	2.0	2.2	1	2.2	2.5	1	2.5	2.0	1	2.0	2.3	1	2.3	2.3	1	2.3	13.8	13.8	1.00	100
PO3	2.5	1	2.5	2.1	1	2.1	2.4	1	2.4	2.6	1	2.6	2.3	1	2.3	2.3	1	2.3	2.3	1	2.3	2	2	1.00	100
PO4	2.5	1	2.5	2.5	1	2.5	2.5	1	2.5	2.6	1	2.6	2.5	1	2.5	2.5	1	2.5	2.5	1	2.5	16.5	16.5	1.00	100
PO5	2.3	1	2.3	2.3	1	2.3	2.2	1	2.2	2.3	1	2.3	2.5	1	2.5	2.3	1	2.3	2.7	1	2.7	17.6	17.6	1.00	100
PO6	2.6	1	2.6	1.6	1	1.6	2.5	1	2.5	2.6	1	2.6	2.2	1	2.2	2.3	1	2.3	2.0	1	2.0	16.6	16.6	1.00	100

FA Attainment Sem I

POs	EN G	P O A	WP	T E L	PO A	WP	SA N	PO A	W P	HI N	PO A	W P	B N	PO A	W P	G. Ps y	PO A	W P	F. Te x	PO A	W P	S W	W S	W A	% of attai nme nt
PO1	2.6	0. 96	2.5	2. 5	0.9 3	2.3	2.4	0.8	1.9	2.6	1	2.6	2.8	0.82	2.3	2.2	0.85	1.9	2.2	0.92	2. 0	17. 3	15. 5	0.9 0	90
PO2	2.5	0. 96	2.4	2	0.9 3	1.9	2.2	0.8	1.8	2.5	1	2.5	2.0	0.82	1.6	2.3	0.85	2.0	2.3	0.92	2. 1	15. 8	14. 3	0.9 1	91
PO3	2.5	0. 96	2.4	2. 1	0.9 3	2.0	2.4	0.8	1.9	2.6	1	2.6	2.3	0.82	1.9	2.3	0.85	2.0	2.3	0.92	2. 1	16. 5	14. 9	0.9 0	90
PO4	2.5	0. 96	2.4	2. 5	0.9 3	2.3	2.5	0.8	2.0	2.6	1	2.6	2.5	0.82	2.1	2.5	0.85	2.1	2.5	0.92	2. 3	17. 6	15. 8	0.9 0	90
PO5	2.3	0. 96	2.2	2. 3	0.9 3	2.1	2.2	0.8	1.8	2.3	1	2.3	2.5	0.82	2.1	2.3	0.85	2.0	2.7	0.92	2. 5	16. 6	15	0.9 0	90
PO6	2.6	0. 96	2.5	1. 6	0.9 3	1.5	2.5	0.8	2.0	2.6	1	2.6	2.2	0.82	1.8	2.3	0.85	2.0	2.0	0.92	1. 8	15. 8	14. 2	0.9 0	90

SEMESTER – II

HSC-201 – Introduction to Food Science (IFS)

Cos	PO1	PO2	PO3	PO4	PO5	PO6
CO1	3	2	3	2	2	2
CO2	2	3	3	2	2	2
CO3	2	2	3	2	3	2
CO4	2	2	3	3	2	2
CO5	3	2	3	3	3	2
CO6	3	2	3	2	3	3
Average	2.5	2.16	3.0	2.33	2.5	2.16

HSC-202 – Housing for Better Living (HBL)

Cos	PO1	PO2	PO3	PO4	PO5	PO6
CO1	3	2	3	2	2	2
CO2	2	3	3	2	3	2
CO3	2	2	3	3	2	2
CO4	2	2	3	3	3	2
CO5	2	2	3	2	3	2
CO6	2	2	3	2	2	3
Average	2.2	2.2	3	2.3	2.5	2.2

HSC- 203 – Fundamentals of Home Science Extension (FHSE)

Cos	PO1	PO2	PO3	PO4	PO5	PO6
CO1	3	2	3	3	2	2
CO2	2	3	3	3	2	2
CO3	2	2	3	2	3	2
CO4	2	2	3	3	3	2
CO5	2	2	3	2	3	2
CO6	2	2	3	2	3	3
Average	2.2	2.2	3.0	2.5	2.7	2.2

Cos attainment Targets at Course level:

Course Evaluation	Levels of Assessment	Target Fixed	Attainment Level
CIA (25 Marks)	MSA 15 Marks (Mid)	≥ 7 Marks	1 otherwise zero
	CCAA 10 Marks (Assignment and Seminars)	≥ 8 Marks	1 otherwise zero
SEE (75 Marks)	FA	≥ 26 Marks	1 otherwise zero

Attainment level of each course in Sem II:

Courses	No of students attended	No of students attained			CO_MSA	CO_CCAA	CO_FA
		MSA	CCAA	FA			
Eng	25	25	25	25	1	1	1
SAN	8	8	8	8	1	1	1
TEL	14	14	14	14	1	1	1
HIN	3	3	3	3	1	1	1
IFS	25	25	25	23	1	1	0.92
HBL	25	25	25	11	1	1	0.44
FHSE	25	25	25	24	1	1	0.96

MSA Attainment

POs	EN G	PO A	WP	TEL	PO A	WP	SAN N	PO A	WP	Hin	PO A	WP	IFS	PO A	WP	HBL	PO A	WP	FHS E	PO A	WP	S W	W S	WA	% of attain ment
PO1	2. 3	1	2. 3	2 .1	1	2 .1	2. 4	1	2. 4	2.5	1	2.5	2.5	1	2.5	2.2	1	2.2	2.2	1	2.2	16. 2	16. 2	1.00	100
PO2	2. 3	1	2. 3	2 .5	1	2 .5	2. 2	1	2. 2	2.3	1	2.3	2.2	1	2.2	2.2	1	2.2	2.2	1	2.2	15. 9	15. 9	1.00	100
PO3	2. 1	1	2. 1	2 .5	1	2 .5	2. 4	1	2. 4	2.5	1	2.5	3.0	1	3.0	3.0	1	3.0	3.0	1	3.0	18. 5	18. 5	1.00	100
PO4	2. 1	1	2. 1	2 .3	1	2 .3	2, 5	1	2, 5	2	1	2	2.3	1	2.3	2.3	1	2.3	2.5	1	2.5	18. 5	16	0.86	86
PO5	2. 3	1	2. 3	2 .0	1	2 .0	2. 2	1	2. 2	2.3	1	2.3	2.5	1	2.5	2.5	1	2.5	2.7	1	2.7	16. 5	16. 5	1.00	100
PO6	2. 3	1	2. 3	1 .6	1	1 .6	2. 5	1	2. 5	2	1	2	2.2	1	2.2	2.2	1	2.2	2.2	1	2.2	15	15	1.00	100

CCAA Attainment

POs	EN G	PO A	WP P	TE L	PO A	WP P	SA N	PO A	WP P	Hin	PO A	WP	IFS	PO A	WP	HBL	PO A	WP	FHS E	PO A	WP P	S W	W S	WA	% of attain ment
PO1	2. 3	1	2. 3	2 .1	1	2 .1	2. 4	1	2. 4	2.5	1	2.5	2.5	1	2.5	2.2	1	2.2	2.2	1	2.2	16. 2	16. 2	1.00	100
PO2	2. 3	1	2. 3	2 .5	1	2 .5	2. 2	1	2. 2	2.3	1	2.3	2.2	1	2.2	2.2	1	2.2	2.2	1	2.2	15. 9	15. 9	1.00	100
PO3	2. 1	1	2. 1	2 .5	1	2 .5	2. 4	1	2. 4	2.5	1	2.5	3.0	1	3.0	3.0	1	3.0	3.0	1	3.0	18. 5	18. 5	1.00	100
PO4	2. 1	1	2. 1	2 .3	1	2 .3	2, 5	1	2, 5	2	1	2	2.3	1	2.3	2.3	1	2.3	2.5	1	2.5	18. 5	16	0.86	86
PO5	2. 3	1	2. 3	2 .0	1	2 .0	2. 2	1	2. 2	2.3	1	2.3	2.5	1	2.5	2.5	1	2.5	2.7	1	2.7	16. 5	16. 5	1.00	100
PO6	2. 3	1	2. 3	1 .6	1	1 .6	2. 5	1	2. 5	2	1	2	2.2	1	2.2	2.2	1	2.2	2.2	1	2.2	15	15	1.00	100

FA Attainment

POs	EN G	PO A	WP P	TE L	PO A	WP P	SA N	PO A	WP P	Hin	PO A	WP	IFS	PO A	WP	HBL	PO A	WP	FHS E	PO A	WP P	S W	W S	WA	% of attain ment
PO1	2.3	1	2.3	2.1	1	2.1	2.4	1	2.4	2.5	1	2.5	2.5	0.92	2.3	2.2	0.44	1.0	2.2	0.96	2.1	16.2	14.7	0.91	91
PO2	2.3	1	2.3	2.5	1	2.5	2.2	1	2.2	2.3	1	2.3	2.2	0.92	2.0	2.2	0.44	1.0	2.2	0.96	2.1	15.9	14.4	0.91	91
PO3	2.1	1	2.1	2.5	1	2.5	2.4	1	2.4	2.5	1	2.5	3.0	0.92	2.8	3.0	0.44	1.3	3.0	0.96	2.9	18.5	16.5	0.89	89
PO4	2.1	1	2.1	2.3	1	2.3	2,5	1	2,5	2	1	2	2.3	0.92	2.1	2.3	0.44	1.0	2.5	0.96	2.4	18.4	14.4	0.78	78
PO5	2.3	1	2.3	2.0	1	2.0	2.2	1	2.2	2.3	1	2.3	2.5	0.92	2.3	2.5	0.44	1.0	2.7	0.96	2.6	16.5	14.7	0.89	89
PO6	2.3	1	2.3	1.6	1	1.6	2.5	1	2.5	2	1	2	2.2	0.92	2.0	2.2	0.44	1.0	2.2	0.96	2.1	15	13.5	0.90	90

SEMESTER – III

H.SC 301: Family & Community Nutrition (FCN)

Cos	PO1	PO2	PO3	PO4	PO5	PO6
CO1	3	2	3	3	2	2
CO2	3	2	3	3	2	2
CO3	2	2	3	2	3	2
CO4	2	2	3	3	3	2
CO5	2	2	3	2	3	3
CO6	2	2	3	2	3	3
Average	2.3	2.0	3.0	2.5	2.7	2.3

H.SC 302: Principles of Garment Construction (PGC))

Cos	PO1	PO2	PO3	PO4	PO5	PO6
CO1	3	2	3	2	2	2
CO2	3	2	3	3	2	2
CO3	2	2	3	2	3	2
CO4	2	2	3	3	3	2
CO5	2	2	3	2	3	3
CO6	2	2	3	2	3	3
Average	2.3	2.0	3.0	2.3	2.7	2.3

H.SC 303: Child Development (CD)

Cos	PO1	PO2	PO3	PO4	PO5	PO6
CO1	3	2	3	2	2	2
CO2	2	3	3	3	2	2
CO3	2	2	3	3	3	2
CO4	2	2	3	2	3	2
CO5	2	2	3	2	3	2
CO6	2	2	3	2	3	3
Average	2.2	2.2	3.0	2.3	2.7	2.2

Cos attainment Targets at Course level:

Course Evaluation	Levels of Assessment	Target Fixed	Attainment Level
CIA (25 Marks)	MSA 15 Marks (Mid)	≥ 7 Marks	1 otherwise zero
	CCAA 10 Marks (Assignment and Seminars)	≥ 8 Marks	1 otherwise zero
SEE (75 Marks)	FA	≥ 26 Marks	1 otherwise zero

Attainment level of each course in Sem III:

Courses	No of students attended	No of students attained			CO_DA	CO_CCAA	CO_FA
		MSA	CCAA	FA			
Eng	23	23	23	23	1	1	1
San	6	6	6	6	1	1	1
Tel	14	14	14	14	1	1	1
Hin	3	3	3	3	1	1	1
FCN	23	23	23	22	1	0.95	0.95
PGC	23	23	23	23	1	1	1
CD	23	21	21	23	0.91	1	1

MSA Assessment Attainment Sem III

POs	Eng	POA	WP	Tel	POA	WP	San	POA	WP	Hi	POA	WP	FCN	POA	WP	PGC	POA	WP	C	POA	WP	S	W	W	W	% of attainment
PO1	2.6	1	2.6	2.1	0.62	1.3	2.4	0.77	1.8	2.3	1	2.3	2.3	1	2.3	2.3	1	2.3	2.2	0.91	2.0	16.2	14.6	0.90	90	
PO2	2.1	1	2.1	2.5	0.62	1.6	2.2	0.77	1.7	2	1	2	2.0	1	2.0	2.0	1	2.0	2.2	0.91	2.0	15	13.4	0.89	89	
PO3	2.3	1	2.3	2.5	0.62	1.6	2.4	0.77	1.8	2.6	1	2.6	3.0	1	3.0	3.0	1	3.0	3.0	0.91	2.7	18.8	17	0.90	90	
PO4	2.3	1	2.3	2.3	0.62	1.4	2.5	0.77	1.9	2.3	1	2.3	2.5	1	2.5	2.3	1	2.3	2.3	0.91	2.1	18.6	14.8	0.80	80	
PO5	2.5	1	2.5	2.0	0.62	1.2	2.2	0.77	1.7	1.6	1	1.6	2.7	1	2.7	2.7	1	2.7	2.7	0.91	2.5	16.4	14.9	0.91	91	
	2.3	1	2.3	1.6	0.62	1.0	2.5	0.77	1.9	2	1	2	2.3	1	2.3	2.3	1	2.3	2.2	0.91	2.0	15.2	13.8	0.91	91	
		POA:PO Attainment WP: Weighted Product SW: Sum of weights WS: Weighted Sum Weighted Average																								

CCAA Assessment Attainment Sem III																									
POs	Eng	POA	WP	Tel	POA	WP	San	POA	WP	Hi	POA	WP	FCN	POA	WP	PGC	POA	WP	C	POA	WP	SW	WS	WA	% of attainment
PO1	2.6	1	2.6	2.1	0.62	1.3	2.4	0.77	1.8	2.3	1	2.3	2.3	1	2.3	2.3	1	2.3	2.2	0.91	2.0	16.2	14.6	0.90	90
PO2	2.1	1	2.1	2.5	0.62	1.6	2.2	0.77	1.7	2	1	2	2.0	1	2.0	2.0	1	2.0	2.2	0.91	2.0	15	13.4	0.89	89
PO3	2.3	1	2.3	2.5	0.62	1.6	2.4	0.77	1.8	2.6	1	2.6	3.0	1	3.0	3.0	1	3.0	3.0	0.91	2.7	18.8	17	0.90	90
PO4	2.3	1	2.3	2.3	0.62	1.4	2.5	0.77	1.9	2.3	1	2.3	2.5	1	2.5	2.3	1	2.3	2.3	0.91	2.1	18.6	14.8	0.80	80
PO5	2.5	1	2.5	2.0	0.62	1.2	2.2	0.77	1.7	1.6	1	1.6	2.7	1	2.7	2.7	1	2.7	2.7	0.91	2.5	16.4	14.9	0.91	91
	2.3	1	2.3	1.6	0.62	1.0	2.5	0.77	1.9	2	1	2	2.3	1	2.3	2.3	1	2.3	2.2	0.91	2.0	15.2	13.8	0.91	91
POA:PO Attainment WP: Weighted Product SW: Sum of weights WS: Weighted Sum Weighted Average																									

FA Attainment Sem III

POs	Eng	POA	WP	Tel	POA	WP	San	POA	WP	Hin	POA	WP	FCN	POA	WP	PGC	POA	WP	C	POA	WP	SW	WS	WA	% of attainment	
PO1	2.6	1	2.6	2.1	0.62	1.3	2.4	0.77	1.8	2.3	1.3	2.3	2.3	0.95	2.2	2.3	1	2.3	2.2	1	2.2	16.2	14.7	0.91	91	
PO2	2.1	1	2.1	2.5	0.62	1.6	2.2	0.77	1.7	2	1	2	2.0	0.95	1.9	2.0	1	2.0	2.2	1	2.2	15.5	13.5	0.90	90	
PO3	2.3	1	2.3	2.5	0.62	1.6	2.4	0.77	1.8	2.6	1	2.6	3.0	0.95	2.9	3.0	1	3.0	3.0	1	3.0	18.8	17.2	0.91	91	
PO4	2.3	1	2.3	2.3	0.62	1.4	2.5	0.77	1.9	2.3	1	2.3	2.5	0.95	2.4	2.3	1	2.3	2.3	1	2.3	16.5	14.9	0.90	90	
PO5	2.5	1	2.5	2.0	0.62	1.2	2.2	0.77	1.7	1.6	1	1.6	2.7	0.95	2.6	2.7	1	2.7	2.7	1	2.7	16.4	15.1	0.91	91	
	2.3	1	2.3	1.6	0.62	1.0	2.5	0.77	1.9	2	1	2	2.3	0.95	2.2	2.3	1	2.3	2.2	1	2.2	15.2	13.9	0.91	91	
		POA:PO Attainment WP: Weighted Product SW: Sum of weights WS: Weighted Sum Weighted Average																								

SEMESTER - IV

HSC 401: Therapeutic Nutrition (TN)

COs	PO1	PO2	PO3	PO4	PO5	PO6
CO1	3	2	3	3	2	2
CO2	3	3	2	3	2	2
CO3	2	2	3	3	3	2
CO4	2	2	3	3	3	2
CO5	2	2	3	2	3	3
CO6	2	2	3	2	3	3
Average	2.3	2.2	2.8	2.7	2.7	2.3

HSC 402: Fabric Construction & Apparel Care (FCAC)

COs	PO1	PO2	PO3	PO4	PO5	PO6
CO1	3	2	3	2	2	2
CO2	3	2	3	3	2	2
CO3	2	3	3	2	3	2
CO4	2	2	3	3	3	2
CO5	2	2	3	2	3	3
CO6	2	2	3	2	3	2
Average	2.3	2.2	3.0	2.3	2.7	2.2

HSC 403: Human Development and Family Dynamics (HDFD)

COs	PO1	PO2	PO3	PO4	PO5	PO6
CO1	3	2	3	2	2	2
CO2	3	3	2	3	2	2
CO3	2	2	3	2	3	2
CO4	2	2	3	3	3	2
CO5	2	2	3	2	3	3
CO6	2	2	3	2	3	3
Average	2.3	2.2	2.8	2.3	2.7	2.3

HSC 404: Nutritional Bio-chemistry (N. Bio)

COs	PO1	PO2	PO3	PO4	PO5	PO6
CO1	3	2	3	3	2	2
CO2	3	3	2	3	2	2
CO3	2	2	3	3	3	2
CO4	2	2	3	3	3	2
CO5	2	2	3	2	3	3
CO6	2	2	3	2	3	3
Average	2.3	2.2	2.8	2.7	2.7	2.3

HSC 405: Resource Management and Family Economics (RMFE)

COs	PO1	PO2	PO3	PO4	PO5	PO6
CO1	3	2	3	3	2	2
CO2	3	3	2	3	2	2
CO3	2	2	3	3	3	2
CO4	2	2	3	3	3	2
CO5	2	2	3	2	3	3
CO6	2	2	3	2	3	3
Average	2.3	2.2	2.8	2.7	2.7	2.3

HSC 406: Extension Education & Rural Development (EERD)

COs	PO1	PO2	PO3	PO4	PO5	PO6
CO1	3	2	3	3	2	2
CO2	3	3	2	3	2	2
CO3	2	2	3	2	3	2
CO4	2	3	3	3	3	2
CO5	2	3	2	3	3	3
CO6	2	2	3	2	3	3
Average	2.3	2.5	2.7	2.7	2.7	2.3

Cos attainment Targets at Course level:

Course Evaluation	Levels of Assessment	Target Fixed	Attainment Level
CIA (25 Marks)	MSA 15 Marks (Mid)	≥ 7 Marks	1 otherwise zero
	CCAA 10 Marks (Assignment and Seminars)	≥ 8 Marks	1 otherwise zero
SEE (75 Marks)	FA	≥ 26 Marks	1 otherwise zero

Attainment level of each course in Sem IV:

Courses	No of students attended	No of students attained			CO_DA	CO_CCAA	CO_FA
		MSA	CCAA	FA			
TN	23	23	23	23	1	1	1
FCAC	23	23	23	21	1	1	0.91
HDFD	23	23	23	21	1	1	0.91
N. Bio	23	22	22	22	0.95	0.95	0.95
RMFE	23	23	23	23	1	1	1
EERD	23	23	23	23	1	1	1

MSA Assessment Attainment Sem IV

POs	TN	PO A	WP	FCA C	POA	W P	HDF D	PO A	W P	N. Bio	POA	W P	RMF E	PO A	WP	EER D	PO A	WP	SW	WS	WA	% of attainment
PO1	2.3	1	2.3	2.3	1	2.3	2.3	1	2.3	2.3	0.95	2.2	2.3	1	2.3	2.3	1	2.3	13.8	13.7	0.99	99
PO2	2.2	1	2.2	2.2	1	2.2	2.2	1	2.2	2.2	0.95	2.1	2.2	1	2.2	2.5	1	2.5	13.5	13.4	0.99	99
PO3	2.8	1	2.8	3.0	1	3.0	2.8	1	2.8	2.8	0.95	2.7	2.8	1	2.8	2.7	1	2.7	16.9	16.8	0.99	99
PO4	2.7	1	2.7	2.3	1	2.3	2.3	1	2.3	2.7	0.95	2.6	2.7	1	2.7	2.7	1	2.7	15.4	15.3	0.99	99
PO5	2.7	1	2.7	2.7	1	2.7	2.7	1	2.7	2.7	0.95	2.6	2.7	1	2.7	2.7	1	2.7	16.2	16.1	0.99	99
PO6	2.3	1	2.3	2.2	1	2.2	2.3	1	2.3	2.3	0.95	2.2	2.3	1	2.3	2.3	1	2.3	13.7	13.6	0.99	99

POA:PO Attainment WP: Weighted Product SW: Sum of weights WS: Weighted Sum Weighted Average

CCAA Assessment Attainment Sem IV

POs	TN	PO A	WP	FCA C	POA	W P	HDF D	PO A	W P	N. Bio	POA	W P	RMF E	PO A	WP	EER D	PO A	WP	SW	WS	WA	% of attainment
PO1	2.3	1	2.3	2.3	1	2.3	2.3	1	2.3	2.3	0.95	2.2	2.3	1	2.3	2.3	1	2.3	13.8	13.7	0.99	99
PO2	2.2	1	2.2	2.2	1	2.2	2.2	1	2.2	2.2	0.95	2.1	2.2	1	2.2	2.5	1	2.5	13.5	13.4	0.99	99
PO3	2.8	1	2.8	3.0	1	3.0	2.8	1	2.8	2.8	0.95	2.7	2.8	1	2.8	2.7	1	2.7	16.9	16.8	0.99	99
PO4	2.7	1	2.7	2.3	1	2.3	2.3	1	2.3	2.7	0.95	2.6	2.7	1	2.7	2.7	1	2.7	15.4	15.3	0.99	99
PO5	2.7	1	2.7	2.7	1	2.7	2.7	1	2.7	2.7	0.95	2.6	2.7	1	2.7	2.7	1	2.7	16.2	16.1	0.99	99
PO6	2.3	1	2.3	2.2	1	2.2	2.3	1	2.3	2.3	0.95	2.2	2.3	1	2.3	2.3	1	2.3	13.7	13.6	0.99	99

POA:PO Attainment WP: Weighted Product SW: Sum of weights WS: Weighted Sum Weighted Average

Final Assessment Attainment Sem IV

POs	TN	POA	WP	FCAC	POA	WP	HDFD	POA	WP	N. Bio	POA	WP	RMFE	POA	WP	EERD	POA	WP	SW	WS	WA	% of attainment
PO1	2.3	1	2.3	2.3	0.91	2.1	2.3	0.91	2.1	2.3	1	2.3	2.3	1	2.3	2.3	1	2.3	13.8	13.4	0.97	97
PO2	2.2	1	2.2	2.2	0.91	2.0	2.2	0.91	2.0	2.2	1	2.2	2.2	1	2.2	2.5	1	2.5	13.5	13.1	0.97	97
PO3	2.8	1	2.8	3.0	0.91	2.7	2.8	0.91	2.5	2.8	1	2.8	2.8	1	2.8	2.7	1	2.7	16.9	16.3	0.96	96
PO4	2.7	1	2.7	2.3	0.91	2.1	2.3	0.91	2.1	2.7	1	2.7	2.7	1	2.7	2.7	1	2.7	15.4	15	0.97	97
PO5	2.7	1	2.7	2.7	0.91	2.5	2.7	0.91	2.5	2.7	1	2.7	2.7	1	2.7	2.7	1	2.7	16.2	15.8	0.98	98
PO6	2.3	1	2.3	2.2	0.91	2.0	2.3	0.91	2.1	2.3	1	2.3	2.3	1	2.3	2.3	1	2.3	13.7	13.3	0.97	97

POA:PO Attainment WP: Weighted Product SW: Sum of weights WS: Weighted Sum Weighted Average

SEMESTER – V

HSC 16C : Food Quality Control and Assurance (FQCA)

COs	PO1	PO2	PO3	PO4	PO5	PO6
CO1	3	2	3	3	2	2
CO2	3	3	2	3	2	2
CO3	2	2	3	3	3	2
CO4	2	2	3	3	3	2
CO5	2	2	3	2	3	3
CO6	2	2	3	2	3	3
Average	2.3	2.2	2.8	2.7	2.7	2.3

HSC 17C: Food Safety, Sanitation and Hygiene (FSSH)

COs	PO1	PO2	PO3	PO4	PO5	PO6
CO1	3	2	3	3	2	2
CO2	3	3	2	3	2	2
CO3	2	2	3	3	3	2
CO4	2	2	3	3	3	2
CO5	2	2	3	2	3	3
CO6	2	2	3	2	3	3
Average	2.3	2.2	2.8	2.7	2.7	2.3

HSC 18C: Guidance and Counselling (GC)

COs	PO1	PO2	PO3	PO4	PO5	PO6
CO1	3	2	3	3	2	2
CO2	3	3	2	3	2	2
CO3	2	2	3	3	3	2
CO4	2	2	3	3	3	2
CO5	2	2	3	2	3	3
CO6	2	2	3	2	3	3
Average	2.3	2.2	2.8	2.7	2.7	2.3

HSC 19C: Education and Counselling for Parents and Community (ECPC)

COs	PO1	PO2	PO3	PO4	PO5	PO6
CO1	3	2	3	3	2	2
CO2	3	3	2	3	2	2
CO3	2	2	3	3	3	2
CO4	2	2	3	3	3	2
CO5	2	2	3	2	3	3
CO6	2	2	3	2	3	3
Average	2.3	2.2	2.8	2.7	2.7	2.3

HSC 20A: Interior Design and Decoration (IDD)

COs	PO1	PO2	PO3	PO4	PO5	PO6
CO1	3	2	3	3	2	2
CO2	3	3	2	3	2	2
CO3	2	2	3	3	3	2
CO4	2	2	3	3	3	2
CO5	2	2	3	2	3	3
CO6	2	2	3	2	3	3
Average	2.3	2.2	2.8	2.7	2.7	2.3

HSC 21A: Textile Design (TD)

COs	PO1	PO2	PO3	PO4	PO5	PO6
CO1	3	2	3	3	2	2
CO2	3	3	2	3	2	2
CO3	2	2	3	3	3	2
CO4	2	3	3	3	3	2
CO5	2	3	3	3	3	2
CO6	2	2	3	2	3	3
Average	2.3	2.5	2.8	2.8	2.7	2.2

Cos attainment Targets at Course level:

Course Evaluation	Levels of Assessment	Target Fixed	Attainment Level
CIA (25 Marks)	MSA 15 Marks (Mid)	≥ 7 Marks	1 otherwise zero
	CCAA 10 Marks (Assignment and Seminars)	≥ 8 Marks	1 otherwise zero
SEE (75 Marks)	FA	≥ 26 Marks	1 otherwise zero

Attainment level of each course in Sem V:

Courses	No of students attended	No of students attained			CO_MSA	CO_CCAA	CO_FA
		MSA	CCAA	FA			
FQCA	23	23	23	23	1	1	1
FSSH	23	23	23	23	1	1	1
GC	23	23	23	23	1	1	1
ECPC	23	23	23	23	1	1	1
IDD	23	23	23	23	1	1	1
TD	23	23	23	23	1	1	1

MSA Attainment Sem V

POs	FQCA	POA	WP	FSSH	POA	WP	GC	POA	WP	ECPC	POA	WP	IDD	POA	WP	TD	POA	WP	SW	WS	WA	% of attainment
PO1	2.3	1	2.3	2.3	1	2.3	2.3	1	2.3	2.3	1	2.3	2.3	1	2.3	2.3	1	2.3	13.8	13.8	1	100
PO2	2.2	1	2.2	2.2	1	2.2	2.2	1	2.2	2.2	1	2.2	2.2	1	2.2	2.5	1	2.5	13.5	13.5	1	100
PO3	2.8	1	2.8	2.8	1	2.8	2.8	1	2.8	2.8	1	2.8	2.8	1	2.8	2.8	1	2.8	16.8	16.8	1	100
PO4	2.7	1	2.7	2.7	1	2.7	2.7	1	2.7	2.7	1	2.7	2.7	1	2.7	2.8	1	2.8	16.3	16.3	1	100
PO5	2.7	1	2.7	2.7	1	2.7	2.7	1	2.7	2.7	1	2.7	2.7	1	2.7	2.7	1	2.7	16.2	16.2	1	100
PO6	2.3	1	2.3	2.3	1	2.3	2.3	1	2.3	2.3	1	2.3	2.3	1	2.3	2.2	1	2.2	13.7	13.7	1	100

POA:PO Attainment WP: Weighted Product SW: Sum of weights WS: Weighted Sum Weighted Average

CCAA Attainment Sem V

POs	FQCA	POA	WP	FSSH	POA	WP	GC	POA	WP	ECPC	POA	WP	IDD	POA	WP	TD	POA	WP	SW	WS	WA	% of attainment
PO1	2.3	1	2.3	2.3	1	2.3	2.3	1	2.3	2.3	1	2.3	2.3	1	2.3	2.3	1	2.3	13.8	13.8	1	100
PO2	2.2	1	2.2	2.2	1	2.2	2.2	1	2.2	2.2	1	2.2	2.2	1	2.2	2.5	1	2.5	13.5	13.5	1	100
PO3	2.8	1	2.8	2.8	1	2.8	2.8	1	2.8	2.8	1	2.8	2.8	1	2.8	2.8	1	2.8	16.8	16.8	1	100
PO4	2.7	1	2.7	2.7	1	2.7	2.7	1	2.7	2.7	1	2.7	2.7	1	2.7	2.8	1	2.8	16.3	16.3	1	100
PO5	2.7	1	2.7	2.7	1	2.7	2.7	1	2.7	2.7	1	2.7	2.7	1	2.7	2.7	1	2.7	16.2	16.2	1	100
PO6	2.3	1	2.3	2.3	1	2.3	2.3	1	2.3	2.3	1	2.3	2.3	1	2.3	2.2	1	2.2	13.7	13.7	1	100

POA:PO Attainment WP: Weighted Product SW: Sum of weights WS: Weighted Sum Weighted Average

Final Assessment Attainment Sem V

POs	FQC A	PO A	W P	FSS H	PO A	W P	G C	PO A	W P	ECP C	PO A	W P	ID D	PO A	W P	TD	P O A	W P	SW	WS	WA	% of attainm ent
PO1	2.3	1	2.3	2.3	1	2.3	2.3	1	2.3	2.3	1	2.3	2.3	1	2.3	2.3	1	2.3	13.8	13.8	1	100
PO2	2.2	1	2.2	2.2	1	2.2	2.2	1	2.2	2.2	1	2.2	2.2	1	2.2	2.5	1	2.5	13.5	13.5	1	100
PO3	2.8	1	2.8	2.8	1	2.8	2.8	1	2.8	2.8	1	2.8	2.8	1	2.8	2.8	1	2.8	16.8	16.8	1	100
PO4	2.7	1	2.7	2.7	1	2.7	2.7	1	2.7	2.7	1	2.7	2.7	1	2.7	2.8	1	2.8	16.3	16.3	1	100
PO5	2.7	1	2.7	2.7	1	2.7	2.7	1	2.7	2.7	1	2.7	2.7	1	2.7	2.7	1	2.7	16.2	16.2	1	100
PO6	2.3	1	2.3	2.3	1	2.3	2.3	1	2.3	2.3	1	2.3	2.3	1	2.3	2.2	1	2.2	13.7	13.7	1	100
POA:PO Attainment WP: Weighted Product SW: Sum of weights WS: Weighted Sum Weighted Average																						

Programme Attainment for B.Sc Home Science admitted batch 2021-22

M.S.A Attainment

Sem I	Sem II	Sem III	Sem IV	Sem V	Total Attainment
96	100	90	99	100	97
96	100	89	99	100	96.8
96	100	90	99	100	97
96	86	80	99	100	92.2
96	100	91	99	100	97.2
96	100	91	99	100	97.2

CCAA Attainment

SemI	SemII	SemIII	SemIV	SemV	Total Attainment
100	100	90	99	100	97.8
100	100	89	99	100	97.6
100	100	90	99	100	97.8
100	86	80	99	100	93
100	100	91	99	100	98
100	100	91	99	100	98

FA Attainment

SemI	SemII	SemIII	SemIV	SemV	Total Attainment
90	91	91	97	100	93.8
91	91	90	97	100	93.8
90	89	91	96	100	93.2
90	78	90	97	100	91
90	89	91	98	100	93.6
90	90	91	97	100	93.6

A.S.D. Government Degree College for Women (Autonomous)

Kakinada

(Accredited by NAAC With "B" Grade in cycle 3)

(Affiliated to Adikavi Nannaya University, Rajamahendravaram)



2021-22 ADMITTED BATCH CO-POS ATTAINMENTS

ATTAINMENTS FOR B.A (HEP)

2023-24

ASD GOVERNMENT DEGREE COLLEGE FOR WOMEN (A), KAKINADA

ACADEMIC YEAR 2023-24

BA (HEP) 2021-2022 AB ATTAINMENTS

Programme Outcomes for B.A

PO1: Critical Thinking: Take informed actions after identifying the assumptions that frame our thinking and actions, checking out the degree to which these assumptions are accurate and valid, and looking at our ideas and decisions (intellectual, organizational, and personal) from different perspectives

PO2: Effective Communication: Speak, read, write and listen clearly in person and through electronic media in English and in one Indian language, and make meaning of the world by connecting people, ideas, books, media and technology.

PO3: Social Interaction: Elicit views of others, mediate disagreements and help reach conclusions in group settings.

PO4: Effective Citizenship: Demonstrate empathetic social concern and equity centered national development, and the ability to act with an informed awareness of issues and participate in civic life through volunteering.

PO5: Ethics: Recognize different value systems including your own, understand the moral dimensions of your decisions, and accept responsibility for them.

PO6: Environment and Sustainability: Understand the issues of environmental contexts and sustainable development.

PO7: Self-directed and Life-long Learning: Acquire the ability to engage in independent and life-long learning in the broadest context socio-technological change

Semester –I

I BA -SEM-I- CO-PO Mapping Tables

1: Slight [Low]; 2: Moderate [Medium]; 3: Substantial [High], 0: (No Correlation)

SEM-I: ENGLISH A COURSE IN COMMUNICATION AND SOFT SKILLS (B.A)

	PO1	PO2	PO3	PO4	PO5	PO6	PO7
CO1	2	2	2	3	2	2	2
CO2	2	3	2	3	2	2	3
CO3	2	3	3	3	2	2	2
CO4	3	3	2	2	3	2	3
CO5	3	3	3	3	2	2	2
CO6	2	2	3	2	3	2	3
Average	2.3	2.6	2.5	2.6	2.3	2	2.5

**Department of Telugu-General Telugu- I Semester-
Paper-I – Pracheena Telugu Kavitwam**

	PO1	PO2	PO3	PO4	PO5	PO6	PO7
CO1	2	3	2	3	3	1	3
CO2	3	3	3	2	3	3	3
CO3	3	2	3	2	3	3	3
CO4	3	3	3	3	3	1	3
CO5	3	2	1	1	3	1	3
Average	2.8	2.4	3	2.2	3	1.8	3

**SEM-I: - General Hindi- Prose, Short Stories Grammar & Letter writing
(B.A) Attainment (2021-2022)**

Bachelor of Arts (B. A.):

	PO1	PO2	PO3	PO4	PO5	PO6	PO7
CO1	3	2	3	3	2	2	3
CO2	2	3	1	2	3	2	2
CO3	2	3	3	2	3	2	2
CO4	3	3	2	3	3	3	2
CO5	2	3	3	2	2	3	3
CO6	3	3	3	2	2	3	2
%	2.5	2.8	2.5	2.3	2.5	2.5	2.3

Sanskrit- Semester –I- Paper- I

“PROSE, POETRY AND GRAMMAR”

	PO1	PO2	PO3	PO4	PO5	PO6	PO7
CO1	3	2	1	1	2	1	2
CO2	3	3	2	1	2	1	2
CO3	3	2	3	2	3	1	2
CO4	2	3	2	2	2	1	3
%	2.75	2.5	2	1.5	2.25	1	2.25

SEM-I: HIS201101 - Ancient Indian History & Culture (From Indus Valley Civil. to 13 Century A.D)

	PO1	PO2	PO3	PO4	PO5	PO6	PO7
CO1	2	2	1	1	2	2	1
CO2	2	3	1	1	3	2	1
CO3	1	1	2	1	1	1	2
CO4	1	2	1	2	2	2	1
CO5	2	1	1	1	1	1	1
Average	1.6	1.8	1.2	1.2	1.8	1.6	1.2

SEM I - ECONOMICS- Paper –I MICROECONOMIC ANALYSIS

	PO1	PO2	PO3	PO4	PO5	PO6	PO7
CO1	3	2	2	1	1	2	3
CO2	3	2	2	2	2	2	2
CO3	2	2	2	2	1	2	1
CO4	2	2	2	2	2	2	2
CO5	1	1	3	1	2	2	2
Average	2.2	1.8	2.2	1.6	1.6	2	2

SEM-I:POL201103 - Introduction to the political science

	PO1	PO2	PO3	PO4	PO5	PO6	PO7
CO1	2	2	1	1	2	2	1
CO2	2	3	1	1	3	2	1
CO3	1	1	2	1	1	1	2
CO4	1	2	1	2	2	2	1
CO5	2	1	1	1	1	1	1
Average	1.6	1.8	1.2	1.2	1.8	1.6	1.2

Attainment level of each course in SEM-I for B.A. (HEP)

Courses		No. of students attained	CO_CCAA	CO_MSA	CO_FA
---------	--	--------------------------	---------	--------	-------

	No. of students attended	CCAA (≥7)	MSA	FA			
	(1)	(2)	(3)	(4)	(2)/(1)	(3)/(1)	(4)/(1)
English	56	56	52	50	1	0.9	0.8
Telugu	42	42	42	22	1	1	0.52
Hindi	07	07	07	05	1	1	0.71
Sanskrit	04	4	4	3	1	1	0.75
History	54	54	54	29	1	1	0.54
Economics	54	54	54	45	1	1	0.83
Political Science	55	55	55	52	1	1	0.94

2021-22 AB - BA (HEP) SEM I - CO-CURRICULAR ASSESMENT ATTAINMENTS																							
His			POL			ECO			ENG			Hindi			Sankrit			Telugu			Weigted Sum		
1	2	3	4	5	6	7	8	9	10	11	12	13	14	15	16	17	18	19	20	21	22	23	24
1.6	1	1.6	1.6	1	1.6	2.2	1	2.2	2.3	1	2.3	2.5	1	2.5	2.5	1	2.5	2.8	1	2.8	15.5	15.5	1
1.8	1	1.8	1.8	1	1.8	1.8	1	1.8	2.6	1	2.6	2.8	1	2.8	2.5	1	2.5	2.4	1	2.4	15.7	15.7	1
1.2	1	1.2	1.2	1	1.2	2.2	1	2.2	2.5	1	2.5	2.5	1	2.5	2.25	1	2.25	3	1	3	14.85	14.85	1
1.2	1	1.2	1.2	1	1.2	1.6	1	1.6	2.6	1	2.6	2.3	1	2.3	2.25	1	2.25	2.2	1	2.2	13.35	13.35	1
1.8	1	1.8	1.8	1	1.8	1.6	1	1.6	2.3	1	2.3	2.5	1	2.5	2.5	1	2.5	3	1	3	15.5	15.5	1
1.6	1	1.6	1.6	1	1.6	2	1	2	2	1	2	2.5	1	2.5	1.5	1	1.5	1.8	1	1.8	13	13	1
1.2	1	1.2	1.2	1	1.2	2	1	2	2.5	1	2.5	2.3	1	2.3	2.5	1	2.5	3	1	3	14.7	14.7	1

2021-22 AB -BA (HEP) SEM I MID SEMESTER ASSESMENT ATTAINMENTS																							
His			POL			ECO			ENG			Hindi			Sanskrit			Telugu			Weigted Sum		
1	2	3	4	5	6	7	8	9	10	11	12	13	14	15	16	17	18	19	20	21	22	23	24
1.6	1	1.6	1.6	1	1.6	2.2	1	2.2	2.3	0.9	2.07	2.5	1	2.5	2.5	1	2.5	2.8	1	2.8	15.5	15.27	0.985161
1.8	1	1.8	1.8	1	1.8	1.8	1	1.8	2.6	0.9	2.34	2.8	1	2.8	2.5	1	2.5	2.4	1	2.4	15.7	15.44	0.983439
1.2	1	1.2	1.2	1	1.2	2.2	1	2.2	2.5	0.9	2.25	2.5	1	2.5	2.25	1	2.25	3	1	3	14.85	14.6	0.983165
1.2	1	1.2	1.2	1	1.2	1.6	1	1.6	2.6	0.9	2.34	2.3	1	2.3	2.25	1	2.25	2.2	1	2.2	13.35	13.09	0.980524
1.8	1	1.8	1.8	1	1.8	1.6	1	1.6	2.3	0.9	2.07	2.5	1	2.5	2.5	1	2.5	3	1	3	15.5	15.27	0.985161
1.6	1	1.6	1.6	1	1.6	2	1	2	2	0.9	1.8	2.5	1	2.5	1.5	1	1.5	1.8	1	1.8	13	12.8	0.984615
1.2	1	1.2	1.2	1	1.2	2	1	2	2.5	0.9	2.25	2.3	1	2.3	2.5	1	2.5	3	1	3	14.7	14.45	0.982993

2021-2022 AB - BA (HEP) SEM I FINAL ASSESMENT ATTAINMENTS																							
His			POL			ECO			ENG			Hindi			Sanskrit			Telugu			Weigted Sum		
1	2	3	4	5	6	7	8	9	10	11	12	13	14	15	16	17	18	19	20	21	22	23	24
1.6	0.54	0.864	1.6	0.54	0.864	2.2	0.83	1.826	2.3	0.8	1.84	2.5	0.71	1.7	2.5	0.75	2.5	2.8	0.52	2.52	15.5	12.114	0.781548
1.8	0.54	0.972	1.8	0.54	0.972	1.8	0.83	1.494	2.6	0.8	2.08	2.8	0.71	1.9	2.5	0.75	2.5	2.4	0.52	2.42	15.7	12.338	0.78586
1.2	0.54	0.648	1.2	0.54	0.648	2.2	0.83	1.826	2.5	0.8	2	2.5	0.71	1.7	2.25	0.75	2.25	3	0.52	2.42	14.85	11.492	0.773872
1.2	0.54	0.648	1.2	0.54	0.648	1.6	0.83	1.328	2.6	0.8	2.08	2.3	0.71	1.6	2.25	0.75	2.25	2.2	0.52	2.42	13.35	10.974	0.822022
1.8	0.54	0.972	1.8	0.54	0.972	1.6	0.83	1.328	2.3	0.8	1.84	2.5	0.71	1.7	2.5	0.75	2.5	3	0.52	2.23	15.5	11.542	0.744645
1.6	0.54	0.864	1.6	0.54	0.864	2	0.83	1.66	2	0.8	1.6	2.5	0.71	1.7	1.5	0.75	1.5	1.8	0.52	2.52	13	10.708	0.823692
1.2	0.54	0.648	1.2	0.54	0.648	2	0.83	1.66	2.5	0.8	2	2.3	0.71	1.6	2.5	0.75	2.5	3	0.52	1.56	14.7	10.616	0.722177

Semester –II

SEM-II: A COURSE IN READING AND WRITING SKILLS

Bachelor of Arts (B. A.):

	PO1	PO2	PO3	PO4	PO5	PO6	PO7
CO1	2	2	3	3	3	2	3
CO2	3	1	2	2	1	2	3
CO3	3	2	3	3	3	2	2
CO4	2	3	2	3	2	3	1
CO5	3	3	1	2	3	3	2
CO6	3	3	2	2	2	3	1
Average	2.6	2.3	2.1	2.5	2.3	2.5	2.6

General Telugu-II Semester-Paper-II- Aadhunika Telugu Sahityam

	PO1	PO2	PO3	PO4	PO5	PO6	PO7
CO1	1	2	3	3	3	1	3
CO2	3	3	3	2	3	1	3
CO3	2	3	3	1	3	1	3
CO4	2	3	3	3	3	2	3
CO5	1	2	3	2	3	1	3
Average	1.8	2.8	3	2.2	3	1.2	3

SEM-II: - General Hindi- Prose, Short Stories Grammar & Letter writing (B.A)

	PO1	PO2	PO3	PO4	PO5	PO6	PO7
CO1	3	3	3	3	3	2	2
CO2	3	2	3	2	2	3	3
CO3	2	2	3	3	2	2	3
CO4	3	2	2	2	3	3	3
CO5	2	3	2	3	2	2	2
CO6	3	2	2	3	3	2	2
%	2.6	2.3	2.5	2.6	2.5	2.3	2.5

SEM II: SANSKRIT I B.A “PROSE, POETRY AND GRAMMAR

COs/POs	PO1	PO2	PO3	PO4	PO5	PO6	PO7
CO1	3	2	1	1	2	1	2
CO2	3	3	2	1	2	1	2
CO3	3	2	3	2	3	1	2
CO4	2	3	2	2	2	1	3
Average	2.75	2.5	2	1.5	2.25	1	2.25

SEM-II HIS202101 Medieval Indian History & Culture (1206 A.D To 1764 A.D)

Slight (Low) 2: Moderate (Medium) 3: Substantial (High)

	PO1	PO2	PO3	PO4	PO5	PO6	PO7
CO1	2	2	1	2	1	2	2
CO2	2	1	1	1	1	2	1
CO3	2	2	2	2	1	1	2
CO4	1	1	2	2	2	1	1
CO5	2	2	1	2	2	1	1
Average	1.8	1.6	1.4	1.8	1.4	1.4	1.4

SEM II- MACROECONOMIC Analysis

	PO1	PO2	PO3	PO4	PO5	PO6	PO7	PO8	PO9	PO10
CO1	2	2	2	3	2	2	2	3	3	3
CO2	2	2	2	3	2	3	2	2	3	3
	3	3	2	3	2	2	3	2	3	3
CO4	3	2	2	2	2	3	2	3	2	3
CO5	3	3	3	3	3	2	3	3	3	3
Average	2.6	2.4	2.2	2.8	2.2	2.4	2.4	2.6	2.8	3

SEM-II POL 2021 -2023- Basic Organs of the Government

	PO1	PO2	PO3	PO4	PO5	PO6	PO7
CO1	2	2	1	2	1	2	2
CO2	2	1	1	1	1	2	1
CO3	2	2	2	2	1	1	2
CO4	1	1	2	2	2	1	1
CO5	2	2	1	2	2	1	1
Average	1.8	1.6	1.4	1.8	1.4	1.4	1.4

Attainment level of each course in SEM-II for B.A. (HEP)

Courses	No. of students attended	No. of students attained			CO_CCAA	CO_MSA	CO_FA
		CCAA (≥7)	MSA	FA			
	(1)	(2)	(3)	(4)	(2)/(1)	(3)/(1)	(4)/(1)
English	50	50	46	40	1	0.9	0.8
Telugu	41	41	42	26	1	1	0.63
Hindi	06	06	06	05	1	1	0.83
Sanskrit	04	4	4	3	1	1	0.75
History	50	50	50	44	1	1	0.88
Economics	50	50	50	48	1	1	0.96
Political Science	51	51	51	50	1	1	0.98

2021-22 AB - BA (HEP) SEM II - CO-CURRICULAR ASSESMENT ATTAINMENTS																							
His			POL			ECO			ENG			Hindi			Sankrit			Telugu			Weigted Sum		
1	2	3	4	5	6	7	8	9	10	11	12	13	14	15	16	17	18	19	20	21	22	23	24
1.8	1	1.8	1.8	1	1.8	2.6	1	2.6	2.6	1	2.6	2.6	1	2.6	2.75	1	2.75	1.8	1	1.8	15.95	15.95	1
1.6	1	1.6	1.6	1	1.6	2.4	1	2.4	2.3	1	2.3	2.3	1	2.3	2.5	1	2.5	2.8	1	2.8	15.5	15.5	1
1.4	1	1.4	1.4	1	1.4	2.2	1	2.2	2.1	1	2.1	2.5	1	2.5	2	1	2	3	1	3	14.6	14.6	1
1.8	1	1.8	1.8	1	1.8	2.8	1	2.8	2.5	1	2.5	2.6	1	2.6	1.5	1	1.5	2.2	1	2.2	15.2	15.2	1
1.4	1	1.4	1.4	1	1.4	2.2	1	2.2	2.3	1	2.3	2.5	1	2.5	2.25	1	2.25	3	1	3	15.05	15.05	1
1.4	1	1.4	1.4	1	1.4	2.4	1	2.4	2.5	1	2.5	2.3	1	2.3	1	1	1	1.2	1	1.2	12.2	12.2	1
1.4	1	1.4	1.4	1	1.4	2.4	1	2.4	2.6	1	2.6	2.5	1	2.5	2.25	1	2.25	3	1	3	15.55	15.55	1

2021-22 AB -BA (HEP) SEM II MID SEMESTER ASSESMENT ATTAINMENTS																							
His			POL			ECO			ENG			Hindi			Sankrit			Telugu			Weigted Sum		
1	2	3	4	5	6	7	8	9	10	11	12	13	14	15	16	17	18	19	20	21	22	23	24
1.8	1	1.8	1.8	1	1.8	2.6	1	2.6	2.6	0.9	2.34	2.6	1	2.6	2.75	1	2.75	1.8	1	1.8	15.95	15.69	0.983699
1.6	1	1.6	1.6	1	1.6	2.4	1	2.4	2.3	0.9	2.07	2.3	1	2.3	2.5	1	2.5	2.8	1	2.8	15.5	15.27	0.985161
1.4	1	1.4	1.4	1	1.4	2.2	1	2.2	2.1	0.9	1.89	2.5	1	2.5	2	1	2	3	1	3	14.6	14.39	0.985616
1.8	1	1.8	1.8	1	1.8	2.8	1	2.8	2.5	0.9	2.25	2.6	1	2.6	1.5	1	1.5	2.2	1	2.2	15.2	14.95	0.983553
1.4	1	1.4	1.4	1	1.4	2.2	1	2.2	2.3	0.9	2.07	2.5	1	2.5	2.25	1	2.25	3	1	3	15.05	14.82	0.984718
1.4	1	1.4	1.4	1	1.4	2.4	1	2.4	2.5	0.9	2.25	2.3	1	2.3	1	1	1	1.2	1	1.2	12.2	11.95	0.979508
1.4	1	1.4	1.4	1	1.4	2.4	1	2.4	2.6	0.9	2.34	2.5	1	2.5	2.25	1	2.25	3	1	3	15.55	15.29	0.98328

2021-2022 AB - BA (HEP) SEM II FINAL ASSESSMENT ATTAINMENTS																							
His			POL			ECO			ENG			Hindi			Sankrit			Telugu			Weigted Sum		
1	2	3	4	5	6	7	8	9	10	11	12	13	14	15	16	17	18	19	20	21	22	23	24
1.8	0.88	1.584	1.8	0.88	1.584	2.6	0.96	2.496	2.6	0.8	2.08	2.6	0.83	2.1	2.75	0.75	2.5	1.8	0.63	1.13	15.95	13.474	0.844765
1.6	0.88	1.408	1.6	0.88	1.408	2.4	0.96	2.304	2.3	0.8	1.84	2.3	0.83	1.9	2.5	0.75	2.5	2.8	0.63	1.76	15.5	13.12	0.846452
1.4	0.88	1.232	1.4	0.88	1.232	2.2	0.96	2.112	2.1	0.8	1.68	2.5	0.83	2	2	0.75	2.25	3	0.63	1.89	14.6	12.396	0.849041
1.8	0.88	1.584	1.8	0.88	1.584	2.8	0.96	2.688	2.5	0.8	2	2.6	0.83	2.1	1.5	0.75	2.25	2.2	0.63	1.38	15.2	13.586	0.893816
1.4	0.88	1.232	1.4	0.88	1.232	2.2	0.96	2.112	2.3	0.8	1.84	2.5	0.83	2	2.25	0.75	2.5	3	0.63	1.89	15.05	12.806	0.850897
1.4	0.88	1.232	1.4	0.88	1.232	2.4	0.96	2.304	2.5	0.8	2	2.3	0.83	1.9	1	0.75	1.5	1.2	0.63	0.75	12.2	10.918	0.894918
1.4	0.88	1.232	1.4	0.88	1.232	2.4	0.96	2.304	2.6	0.8	2.08	2.5	0.83	2	2.25	0.75	2.5	3	0.63	1.89	15.55	13.238	0.851318

SEMESTER- III

SEM-III: A COURSE IN CONVERSATIONAL SKILLS

	PO1	PO2	PO3	PO4	PO5	PO6	PO7
CO1	3	2	3	2	2	2	2
CO2	1	3	1	2	2	3	2
CO3	2	2	3	3	1	2	3
CO4	3	1	2	1	3	3	2
CO5	3	3	1	3	2	3	3
CO6	2	2	2	2	3	2	3
Average	2.3	2.1	1.8	2.1	2.1	2.5	2.5

General Telugu-III Semester- Paper-III-Srujana Bharati

	PO1	PO2	PO3	PO4	PO5	PO6	PO7
CO1	1	2	2	1	1	1	3
CO2	1	3	3	1	1	1	3
CO3	2	3	3	1	2	1	3
CO4	2	3	2	1	1	1	3
CO5	1	3	1	1	2	1	3
Average	1.4	2.8	2.2	1.	1.4	1	3

SEM-III: Old and Modern Poetry & a History of Hindi Literature (B.A)

	PO1	PO2	PO3	PO4	PO5	PO6	PO7
CO1	2	2	3	3	2	2	2
CO2	2	2	3	2	1	3	3
CO3	2	2	2	2	3	2	3
CO4	2	3	2	3	1	3	3
CO5	2	2	2	2	2	2	3
CO6	2	3	3	2	3	3	2
%	2	2.3	2.5	2.3	2	2.5	2.6

SEM III: SANSKRIT - II B.A DRMAUPAISHAD, ALAMKARA, HISTORY OF LITERATURE

	PO1	PO2	PO3	PO4	PO5	PO6	PO7
C01	3	2	1	1	2	1	2
C02	3	3	2	1	2	1	2
C03	3	2	2	1	3	1	3
C04	3	2	2	3	3	3	3
Average	3	2.25	1.75	1.5	2.5	1.5	2.5

Sem-III HIS203101 Modern Indian History & Culture (1764-1947 A. D)

	PO1	PO2	PO3	PO4	PO5	PO6	PO7
CO1	2	1	1	1	2	2	1
CO2	1	2	2	2	-	1	2
CO3	1	1	1	1	2	2	-
CO4	1	1	2	2	-	2	2
CO5	1	1	1	1	1	1	1
Average	1.2	1.2	1.4	1.4	1	1.6	1.2

SEM III - Development Economics

	PO1	PO2	PO3	PO4	PO5	PO6	PO7	PO8	PO9	PO10
CO1	2	2	2	1	1	3	2	2	3	2
CO2	3	2	2	2	2	2	2	2	3	3
CO3	3	2	2	2	2	3	2	2	2	3
CO4	3	2	2	1	2	2	3	2	2	3
CO5	3	2	3	3	3	3	3	2	3	3
Average	2.8	2	2.2	1.8	2	2.6	2.4	2	2.6	2.8

Sem-III POL203103-INDIAN GOVERNMENT AND POLITICS

	PO1	PO2	PO3	PO4	PO5	PO6	PO7
CO1	2	1	1	1	2	2	1
CO2	1	2	2	2	-	1	2
CO3	1	1	1	1	2	2	-
CO4	1	1	2	2	-	2	2
CO5	1	1	1	1	1	1	1
Average	1.2	1.2	1.4	1.4	1	1.6	1.2

Attainment level of each course in SEM-III for B.A. (HEP)

Courses	No. of students attended	No. of students attained			CO_CCAA	CO_MSA	CO_FA
		CCAA (≥7)	MSA	FA			
	(1)	(2)	(3)	(4)	(2)/(1)	(3)/(1)	(4)/(1)
English	48	48	48	45	1	1	0.9
Telugu	42	42	42	39	1	1	0.95
Hindi	06	06	06	05	1	1	0.83
Sanskrit	04	4	4	3	1	1	0.75

History	46	46	46	45	1	1	0.98
Economics	46/45	46	46	45	1	1	1
Political Science	48	48	48	45	1	1	0.93

2021-22 AB - BA (HEP) SEM III - CO-CURRICULAR ASSESMENT ATTAINMENTS																							
His			POL			ECO			ENG			Hindi			Sankrit			Telugu			Weigted Sum		
1	2	3	4	5	6	7	8	9	10	11	12	13	14	15	16	17	18	19	20	21	22	23	24
1.2	1	1.2	1.2	1	1.2	2.8	1	2.8	2.3	1	2.3	2	1	2	3	1	3	1.4	1	1.4	13.9	13.9	1
1.2	1	1.2	1.2	1	1.2	2	1	2	2.1	1	2.1	2.3	1	2.3	2.25	1	2.25	2.8	1	2.8	13.85	13.85	1
1.4	1	1.4	1.4	1	1.4	2.2	1	2.2	1.8	1	1.8	2.5	1	2.5	1.75	1	1.75	2.2	1	2.2	13.25	13.25	1
1.4	1	1.4	1.4	1	1.4	1.8	1	1.8	2.1	1	2.1	2.3	1	2.3	1.5	1	1.5	1	1	1	11.5	11.5	1
1	1	1	1	1	1	2	1	2	2.1	1	2.1	2	1	2	2.5	1	2.5	1.4	1	1.4	12	12	1
1.6	1	1.6	1.6	1	1.6	2.6	1	2.6	2.5	1	2.5	2.5	1	2.5	1.5	1	1.5	1	1	1	13.3	13.3	1
1.2	1	1.2	1.2	1	1.2	2.4	1	2.4	2.5	1	2.5	2.6	1	2.6	2.5	1	2.5	3	1	3	15.4	15.4	1

2021-22 AB -BA (HEP) SEM III MID SEMESTER ASSESMENT ATTAINMENTS																							
His			POL			ECO			ENG			Hindi			Sankrit			Telugu			Weigted Sum		
1	2	3	4	5	6	7	8	9	10	11	12	13	14	15	16	17	18	19	20	21	22	23	24
1.2	1	1.2	1.2	1	1.2	2.8	1	2.8	2.3	1	2.3	2	1	2	3	1	3	1.4	1	1.4	13.9	13.9	1
1.2	1	1.2	1.2	1	1.2	2	1	2	2.1	1	2.1	2.3	1	2.3	2.25	1	2.25	2.8	1	2.8	13.85	13.85	1
1.4	1	1.4	1.4	1	1.4	2.2	1	2.2	1.8	1	1.8	2.5	1	2.5	1.75	1	1.75	2.2	1	2.2	13.25	13.25	1
1.4	1	1.4	1.4	1	1.4	1.8	1	1.8	2.1	1	2.1	2.3	1	2.3	1.5	1	1.5	1	1	1	11.5	11.5	1
1	1	1	1	1	1	2	1	2	2.1	1	2.1	2	1	2	2.5	1	2.5	1.4	1	1.4	12	12	1
1.6	1	1.6	1.6	1	1.6	2.6	1	2.6	2.5	1	2.5	2.5	1	2.5	1.5	1	1.5	1	1	1	13.3	13.3	1
1.2	1	1.2	1.2	1	1.2	2.4	1	2.4	2.5	1	2.5	2.6	1	2.6	2.5		2.5	3	1	3	15.4	15.4	1

2021-2022 AB - BA (HEP) SEM III FINAL ASSESMENT ATTAINMENTS																							
His			POL			ECO			ENG			Hindi			Sankrit			Telugu			Weigted Sum		
1	2	3	4	5	6	7	8	9	10	11	12	13	14	15	16	17	18	19	20	21	22	23	24
1.2	0.98	1.176	1.2	0.98	1.176	2.8	1	2.8	2.3	0.9	2.07	2	0.83	1.6	3	0.75	2.5	1.4	0.95	1.33	13.9	12.652	0.910216
1.2	0.98	1.176	1.2	0.98	1.176	2	1	2	2.1	0.9	1.89	2.3	0.83	1.9	2.25	0.75	2.5	2.8	0.95	2.66	13.85	13.302	0.960433
1.4	0.98	1.372	1.4	0.98	1.372	2.2	1	2.2	1.8	0.9	1.62	2.5	0.83	2	1.75	0.75	2.25	2.2	0.95	2.09	13.25	12.904	0.973887
1.4	0.98	1.372	1.4	0.98	1.372	1.8	1	1.8	2.1	0.9	1.89	2.3	0.83	1.9	1.5	0.75	2.25	1	0.95	0.95	11.5	11.534	1.002957
1	0.98	0.98	1	0.98	0.98	2	1	2	2.1	0.9	1.89	2	0.83	1.6	2.5	0.75	2.5	1.4	0.95	1.33	12	11.28	0.94
1.6	0.98	1.568	1.6	0.98	1.57	2.6	1	2.6	2.5	0.9	2.25	2.5	0.83	2	1.5	0.75	1.5	1	0.95	0.95	13.3	12.436	0.935038
1.2	0.98	1.176	1.2	0.98	1.176	2.4	1	2.4	2.5	0.9	2.25	2.6	0.83	2.1	2.5	0.75	2.5	3	0.95	2.85	15.4	14.452	0.938442

SEMESTER-IV

SEM-IV HIS204101 P- IV History & Culture of Andhra (from 1512 to 1956 AD)

	PO1	PO2	PO3	PO4	PO5	PO6	PO7
CO1	2	1	1	1	2	2	1
CO2	1	2	2	2	-	1	2
CO3	1	1	1	1	2	2	-
CO4	1	1	2	2	-	2	2
CO5	1	1	2	1	1	1	1
Average	1.2	1.2	1.6	1.4	1	1.6	1.2

SEM -IV HIS204102 P- V History of Modern World (From 15th Cent. AD To1945 AD)

	PO1	PO2	PO3	PO4	PO5	PO6	PO7
CO1	2	1	1	1	2	2	1
CO2	1	2	2	2	-	1	2
CO3	1	1	1	1	2	2	-
CO4	1	1	2	2	-	2	2
CO5	1	1	1	1	1	1	1
Average	1.2	1.2	1.4	1.4	1	1.6	1.2

SEM IV Economic Development in India and Andhra Pradesh V(A)

	PO1	PO2	PO3	PO4	PO5	PO6	PO7
CO1	2	2	2	2	3	3	2
CO2	3	2	2	2	3	2	2
CO3	3	2	2	2	2	3	2
CO4	3	2	2	1	2	2	3
CO5	3	2	3	3	3	2	3
Average	2.8	2	2.2	2	2.6	2.4	2.4

SEM IV-STATISTICAL METHODS FOR ECONOMICS V(B)

	PO1	PO2	PO3	PO4	PO5	PO6	PO7
CO1	3	2	2	2	2	2	3
CO2	3	2	2	2	2	2	3
CO3	3	2	1	1	2	3	3
CO4	3	2	2	2	2	2	3
CO5	3	2	3	3	3	2	3
Average	3	2	2	2	2.2	2.2	3

SEM-IV POL204105 – Indian Political Process

	PO1	PO2	PO3	PO4	PO5	PO6	PO7
CO1	2	1	1	1	2	2	1
CO2	1	2	2	2	-	1	2
CO3	1	1	1	1	2	2	-
CO4	1	1	2	2	-	2	2
CO5	1	1	1	1	1	1	1
Average	1.2	1.2	1.4	1.4	1	1.6	1.2

SEM -IV POL204106-Western Political thought

	PO1	PO2	PO3	PO4	PO5	PO6	PO7
CO1	2	1	1	1	2	2	1
CO2	1	2	2	2	-	1	2
CO3	1	1	1	1	2	2	-
CO4	1	1	2	2	-	2	2
CO5	1	1	1	1	1	1	1
Average	1.2	1.2	1.4	1.4	1	1.6	1.2

Attainment level of each course in SEM-IV for B.A. (HEP)

Courses	No. of students attended	No. of students attained			CO_CCAA	CO_MSA	CO_FA
		CCAA (≥7)	MSA	FA			
	(1)	(2)	(3)	(4)	(2)/(1)	(3)/(1)	(4)/(1)
History P-IV	46	46	46	46	1	1	1
History P-V	46	46	46	46	1	1	1
Economics P-IV	46	46	46	46	1	1	1
Economics P-V	46	46	46	37	1	1	0.8
Political Science P-IV	46	46	46	46	1	1	1
Political Science P-V	46	46	46	46	1	1	1

2021-22 AB - BA (HEP) SEM IV CO-CURRICULAR ASSESMENT ATTAINMENTS																				
ECO IV (A)			ECO IV (B)			His IV-A			His IV- B			Pol IV-A			Pol IV- B			Weigted Sum		
1	2	3	4	5	6	7	8	9	10	11	12	13	14	15	16	17	18	19	20	21
2.8	1	2.8	3	1	3	1.2	1	1.2	1.2	1	1.2	1.2	1	1.2	1.2	1	1.2	10.6	10.6	1
2	1	2	2	1	2	1.2	1	1.2	1.2	1	1.2	1.2	1	1.2	1.2	1	1.2	8.8	8.8	1
2.2	1	2.2	2	1	2	1.6	1	1.6	1.4	1	1.4	1.6	1	1.6	1.4	1	1.4	10.2	10.2	1
2	1	2	2	1	2	1.4	1	1.4	1.4	1	1.4	1.4	1	1.4	1.4	1	1.4	9.6	9.6	1
2.6	1	2.6	2.2	1	2.2	1	1	1	1	1	1	1	1	1	1	1	1	8.8	8.8	1
2.4	1	2.4	2.2	1	2.2	1.6	1	1.6	1.6	1	1.6	1.6	1	1.6	1.6	1	1.6	11	11	1
2.4	1	2.4	3	1	3	1.2	1	1.2	1.2	1	1.2	1.2	1	1.2	1.2	1	1.2	10.2	10.2	1

2021-22 AB -BA (HEP) SEM IV MID SEMESTER ASSESMENT ATTAINMENTS																				
ECO IV (A)			ECO IV (B)			His IV-A			His IV- B			Pol IV-A			Pol IV- B			Weigted Sum		
1	2	3	4	5	6	7	8	9	10	11	12	13	14	15	16	17	18	19	20	21
2.8	1	2.8	3	1	3	1.2	1	1.2	1.2	1	1.2	1.2	1	1.2	1.2	1	1.2	10.6	10.6	1
2	1	2	2	1	2	1.2	1	1.2	1.2	1	1.2	1.2	1	1.2	1.2	1	1.2	8.8	8.8	1
2.2	1	2.2	2	1	2	1.6	1	1.6	1.4	1	1.4	1.6	1	1.6	1.4	1	1.4	10.2	10.2	1
2	1	2	2	1	2	1.4	1	1.4	1.4	1	1.4	1.4	1	1.4	1.4	1	1.4	9.6	9.6	1
2.6	1	2.6	2.2	1	2.2	1	1	1	1	1	1	1	1	1	1	1	1	8.8	8.8	1
2.4	1	2.4	2.2	1	2.2	1.6	1	1.6	1.6	1	1.6	1.6	1	1.6	1.6	1	1.6	11	11	1
2.4	1	2.4	3	1	3	1.2	1	1.2	1.2	1	1.2	1.2	1	1.2	1.2	1	1.2	10.2	10.2	1

2021-2022 AB - BA (HEP) SEM IV FINAL ASSESMENT ATTAINMENTS																				
ECO IV (A)			ECO IV (B)			His IV-A			His IV- B			Pol IV-A			Pol IV- B			Weigted Sum		
1	2	3	4	5	6	7	8	9	10	11	12	13	14	15	16	17	18	19	20	21
2.8	1	2.8	3	0.8	2.4	1.2	1	1.2	1.2	1	1.2	1.2	1	1.2	1.2	1	1.2	10.6	10	0.943396
2	1	2	2	0.8	1.6	1.2	1	1.2	1.2	1	1.2	1.2	1	1.2	1.2	1	1.2	8.8	8.4	0.954545
2.2	1	2.2	2	0.8	1.6	1.6	1	1.6	1.4	1	1.4	1.6	1	1.6	1.4	1	1.4	10.2	9.8	0.960784
2	1	2	2	0.8	1.6	1.4	1	1.4	1.4	1	1.4	1.4	1	1.4	1.4	1	1.4	9.6	9.2	0.958333
2.6	1	2.6	2.2	0.8	1.76	1	1	1	1	1	1	1	1	1	1	1	1	8.8	8.36	0.95
2.4	1	2.4	2.2	0.8	1.76	1.6	1	1.6	1.6	1	1.6	1.6	1	1.6	1.6	1	1.6	11	10.56	0.96
2.4	1	2.4	3	0.8	2.4	1.2	1	1.2	1.2	1	1.2	1.2	1	1.2	1.2	1	1.2	10.2	9.6	0.941176

SEMESTER- V

Semester – V Course:6B Tourism and Hospitality Services HIS205101 -6B

	PO1	PO2	PO3	PO4	PO5	PO6	PO7
CO1	3	3	3	3	3	3	3
CO2	3	2	3	3	2	3	2
CO3	3	3	3	3	3	3	3
CO4	3	3	3	3	3	3	3
CO5	3	3	3	3	3	3	3
Average	3.0	2.8	3.0	3.0	2.8	3.0	2.8

Semester – V Course:7B Tourism Guidance and Operating Skills HIS205102 -7B

	PO1	PO2	PO3	PO4	PO5	PO6	PO7
CO1	3	3	3	3	3	3	3
CO2	3	2	3	3	1	3	2
CO3	3	3	3	3	3	3	3
CO4	3	3	3	3	3	3	3
CO5	3	3	3	3	3	3	3
Average	3.0	2.8	3.0	3.0	2.6	3.0	2.8

SEM V- Insurance Services

	PO1	PO2	PO3	PO4	PO5	PO6	PO7
CO1	2	2	2	3	2	2	2
CO2	2	2	2	3	2	2	2
CO3	3	3	2	3	2	2	3
CO4	3	2	2	2	2	2	2
CO5	3	3	3	3	3	2	3
Average	2.6	2.4	2.2	2.8	2.2	2	2.4

SEM V Banking and Financial Services

	PO1	PO2	PO3	PO4	PO5	PO6	PO7
CO1	2	2	2	3	2	2	2
CO2	2	2	2	3	2	3	2
CO3	3	3	2	3	2	2	3
CO4	3	2	2	2	2	3	2
CO5	3	3	3	3	3	2	3
Average	2.6	2.4	2.2	2.8	2.2	2.4	2.4

Semester – V POL205105-6B – E-Governance

	PO1	PO2	PO3	PO4	PO5	PO6	PO7
CO1	3	3	3	3	3	3	3
CO2	3	2	3	3	2	3	2
CO3	3	3	3	3	3	3	3
CO4	3	3	3	3	3	3	3
CO5	3	3	3	3	3	3	3
Average	3.0	2.8	3.0	3.0	2.8	3.0	2.8

Semester – V POL205106-7B Local Administration

	PO1	PO2	PO3	PO4	PO5	PO6	PO7
CO1	3	3	3	3	3	3	3
CO2	3	2	3	3	2	3	2
CO3	3	3	3	3	3	3	3
CO4	3	3	3	3	3	3	3
CO5	3	3	3	3	3	3	3
Average	3.0	2.8	3.0	3.0	2.8	3.0	2.8

Attainment level of each course in SEM-V for B.A. (HEP)

Courses	No. of students attended	No. of students attained			CO_CCA A	CO_MSA	CO_FA
		CCAA (≥7)	MSA	FA			
	(1)	(2)	(3)	(4)	(2)/(1)	(3)/(1)	(4)/(1)
History P-VI B	46	46	46	43	1	1	0.93
History P-VII B	46	46	46	45	1	1	0.96
Economics P-VI	46	46	46	46	1	1	1
Economics P-VII	46	46	46	46	1	1	1
Political Science P- VI B	46	46	46	46	1	1	1
Political Science P- VIIB	46	46	46	46	1	1	1

2021-22 AB - BA (HEP) SEM V CO-CURRICULAR ASSESMENT ATTAINMENTS																				
ECO VI-C (Insura			ECO VII-C (Banki			His VI-B (THS)			His VII- B(TGOS)			Pol VI			Pol VII			Weigted Sum		
1	2	3	4	5	6	7	8	9	10	11	12	13	14	15	16	17	18	19	20	21
2.6	1	2.6	2.6	1	2.6	3	1	3	3	1	3	3	1	3	3	1	3	17.2	14.2	0.825581
2.4	1	2.4	2.4	1	2.4	2.8	1	2.8	2.8	1	2.8	2.8	1	2.8	2.8	1	2.8	16	13.2	0.825
2.2	1	2.2	2.2	1	2.2	3	1	3	3	1	3	3	1	3	3	1	3	16.4	13.4	0.817073
2.8	1	2.8	2.8	1	2.8	3	1	3	3	1	3	3	1	3	3	1	3	17.6	14.6	0.829545
2.2	1	2.2	2.2	1	2.2	2.8	1	2.8	2.6	1	2.6	2.8	1	2.8	2.6	1	2.6	15.2	12.6	0.828947
2	1	2	2.4	1	2.4	3	1	3	3	1	3	3	1	3	3	1	3	16.4	13.4	0.817073
2.4	1	2.4	2.4	1	2.4	2.8	1	2.8	2.8	1	2.8	2.8	1	2.8	2.8	1	2.8	16	13.2	0.825

2021-22 AB -BA (HEP) SEM V MID SEMESTER ASSESMENT ATTAINMENTS																				
ECO VI-C (Insura			ECO VII-C (Banki			His VI-B (THS)			His VII- B(TGOS)			Pol VI			Pol VII			Weigted Sum		
1	2	3	4	5	6	7	8	9	10	11	12	13	14	15	16	17	18	19	20	21
2.6	1	2.6	2.6	1	2.6	3	1	3	3	1	3	3	1	3	3	1	3	17.2	17.2	1
2.4	1	2.4	2.4	1	2.4	2.8	1	2.8	2.8	1	2.8	2.8	1	2.8	2.8	1	2.8	16	16	1
2.2	1	2.2	2.2	1	2.2	3	1	3	3	1	3	3	1	3	3	1	3	16.4	16.4	1
2.8	1	2.8	2.8	1	2.8	3	1	3	3	1	3	3	1	3	3	1	3	17.6	17.6	1
2.2	1	2.2	2.2	1	2.2	2.8	1	2.8	2.6	1	2.6	2.8	1	2.8	2.6	1	2.6	15.2	15.2	1
2	1	2	2.4	1	2.4	3	1	3	3	1	3	3	1	3	3	1	3	16.4	16.4	1
2.4	1	2.4	2.4	1	2.4	2.8	1	2.8	2.8	1	2.8	2.8	1	2.8	2.8	1	2.8	16	16	1

2021-2022 AB - BA (HEP) SEM V FINAL ASSESMENT ATTAINMENTS																				
ECO VI-C (Insura			ECO VII-C (Banki			His VI-B (THS)			His VII- B(TGOS)			Pol VI			Pol VII			Weigted Sum		
1	2	3	4	5	6	7	8	9	10	11	12	13	14	15	16	17	18	19	20	21
2.6	1	2.6	2.6	1	2.6	3	0.93	2.79	3	0.96	2.88	3	0.93	2.79	3	0.96	2.88	17.2	16.54	0.961628
2.4	1	2.4	2.4	1	2.4	2.8	0.93	2.604	2.8	0.96	2.688	2.8	0.93	2.604	2.8	0.96	2.688	16	15.384	0.9615
2.2	1	2.2	2.2	1	2.2	3	0.93	2.79	3	0.96	2.88	3	0.93	2.79	3	0.96	2.88	16.4	15.74	0.959756
2.8	1	2.8	2.8	1	2.8	3	0.93	2.79	3	0.96	2.88	3	0.93	2.79	3	0.96	2.88	17.6	16.94	0.9625
2.2	1	2.2	2.2	1	2.2	2.8	0.93	2.604	2.6	0.96	2.496	2.8	0.93	2.604	2.6	0.96	2.496	15.2	14.6	0.960526
2	1	2	2.4	1	2.4	3	0.93	2.79	3	0.96	2.88	3	0.93	2.79	3	0.96	2.88	16.4	15.74	0.959756
2.4	1	2.4	2.4	1	2.4	2.8	0.93	2.604	2.8	0.96	2.688	2.8	0.93	2.604	2.8	0.96	2.688	16	15.384	0.9615

Co-Circular Activities attainment (CCAA) Attainment for 2021-2022 Admitted Batch

Po'S	Sum of weighted product/ weighted sum of Pos sem- 1	Sum of weighted product/ weighted sum of Pos sem-2	Sum of weighted product/ weighted sum of Pos sem-3	Sum of weighted product/ weighted sum of Pos sem-4	Sum of weighted product/weighted sum of Pos sem- 5	Average of PO's attained	% of attainment
PO1	1	1	1	1	0.825581395	0.965116279	97%
PO2	1	1	1	1	0.825	0.965	97%
PO3	1	1	1	1	0.817073171	0.963414634	96%
PO4	1	1	1	1	0.829545455	0.965909091	97%
PO5	1	1	1	1	0.828947368	0.965789474	97%
PO6	1	1	1	1	0.817073171	0.963414634	96%
PO7	1	1	1	1	0.825	0.965	97%

Mid Semester Attainment for 2021-2022 Admitted Batch

Po'S	Sum of weighted product/ weighted sum of Pos sem- 1	Sum of weighted product/ weighted sum of Pos sem-2	Sum of weighted product/ weighted sum of Pos sem-3	Sum of weighted product/ weighted sum of Pos sem-4	Sum of weighted product/weighted sum of Pos sem-5	Average of PO's attained	% of attainment
PO1	0.98516129	0.98369906	1	1	1	0.99377207	99%
PO2	0.98343949	0.98516129	1	1	1	0.993720156	99%
PO3	0.983164983	0.985616438	1	1	1	0.993756284	99%
PO4	0.980524345	0.983552632	1	1	1	0.992815395	99%
PO5	0.98516129	0.984717608	1	1	1	0.99397578	99%
PO6	0.984615385	0.979508197	1	1	1	0.992824716	99%
PO7	0.982993197	0.983279743	1	1	1	0.993254588	99%

Final Attainment for 2021-2022 Admitted Batch

Po'S	Sum of weighted product/ weighted sum of Pos sem- 1	Sum of weighted product/ weighted sum of Pos sem-2	Sum of weighted product/ weighted sum of Pos sem-3	Sum of weighted product/ weighted sum of Pos sem-4	Sum of weighted product/weighted sum of Pos sem-5	Average of PO's attained	% of attainment
PO1	0.781548387	0.84476489	0.910215827	0.943396226	0.961627907	0.888310648	89%
PO2	0.785859873	0.846451613	0.960433213	0.954545455	0.9615	0.901758031	90%
PO3	0.773872054	0.849041096	0.973886792	0.960784314	0.959756098	0.903468071	90%
PO4	0.822022472	0.893815789	1.002956522	0.958333333	0.9625	0.927925623	93%
PO5	0.744645161	0.85089701	0.94	0.95	0.960526316	0.889213697	89%
PO6	0.823692308	0.894918033	0.935037594	0.96	0.959756098	0.914680806	91%
PO7	0.722176871	0.851318328	0.938441558	0.941176471	0.9615	0.882922646	88%

Signature of Head of the Department.



PRINCIPAL
A.S.D. GOVT. DEGREE COLLEGE (W)
AUTONOMOUS
KAKINADA

Signature of the Principal

A.S.D. Government Degree College for Women (Autonomous)

Kakinada

(Accredited by NAAC With "B" Grade in cycle 3)

(Affiliated to Adikavi Nannaya University, Rajamahendravaram)



2021-22 ADMITTED BATCH CO-POS ATTAINMENTS

ATTAINMENTS FOR B.A (THP)

2023-24

ASD GOVERNMENT DEGREE COLLEGE FOR WOMEN (A), KAKINADA

ACADEMIC YEAR 2023-24

BA (THP) 2021-2022 AB ATTAINMENTS

Programme Outcomes for B.A

PO1: Critical Thinking: Take informed actions after identifying the assumptions that frame our thinking and actions, checking out the degree to which these assumptions are accurate and valid, and looking at our ideas and decisions (intellectual, organizational, and personal) from different perspectives

PO2: Effective Communication: Speak, read, write and listen clearly in person and through electronic media in English and in one Indian language, and make meaning of the world by connecting people, ideas, books, media and technology.

PO3: Social Interaction: Elicit views of others, mediate disagreements and help reach conclusions in group settings.

PO4: Effective Citizenship: Demonstrate empathetic social concern and equity centered national development, and the ability to act with an informed awareness of issues and participate in civic life through volunteering.

PO5: Ethics: Recognize different value systems including your own, understand the moral dimensions of your decisions, and accept responsibility for them.

PO6: Environment and Sustainability: Understand the issues of environmental contexts and sustainable development.

PO7: Self-directed and Life-long Learning: Acquire the ability to engage in independent and life-long learning in the broadest context socio-technological change

English SEM-I: A COURSE IN COMMUNICATION AND SOFT SKILLS

	PO1	PO2	PO3	PO4	PO5	PO6	PO7
CO1	2	2	2	3	2	2	2
CO2	2	3	2	3	2	2	3
CO3	2	3	3	3	2	2	2
CO4	3	3	2	2	3	2	3
CO5	3	3	3	3	2	2	2
CO6	2	2	3	2	3	2	3
Average	2.3	2.6	2.5	2.6	2.3	2	2.5

Department of Telugu-General Telugu- I Semester- Paper-I – Pracheena Telugu Kavitwam

	PO1	PO2	PO3	PO4	PO5	PO6	PO7
CO1	2	3	2	3	3	1	3
CO2	3	3	3	2	3	3	3
CO3	3	2	3	2	3	3	3
CO4	3	3	3	3	3	1	3
CO5	3	2	1	1	3	1	3
Average	2.8	2.4	3	2.2	3	1.8	3

**SEM-I: - General Hindi- Prose, Short Stories Grammar & Letter writing
(B.A) Attainment (2021-2022)**

	PO1	PO2	PO3	PO4	PO5	PO6	PO7
CO1	3	2	3	3	2	2	3
CO2	2	3	1	2	3	2	2
CO3	2	3	3	2	3	2	2
CO4	3	3	2	3	3	3	2
CO5	2	3	3	2	2	3	3
CO6	3	3	3	2	2	3	2
%	2.5	2.8	2.5	2.3	2.5	2.5	2.3

Sanskrit- Semester –I- Paper- I “PROSE, POETRY AND GRAMMAR”

	PO1	PO2	PO3	PO4	PO5	PO6	PO7
CO1	3	2	1	1	2	1	2
CO2	3	3	2	1	2	1	2
CO3	3	2	3	2	3	1	2
CO4	2	3	2	2	2	1	3
%	2.75	2.5	2	1.5	2.25	1	2.25

Spl. Telugu I Semester – Paper I-PRACHINA TELUGU KAVITVAM

	PO1	PO2	PO3	PO4	PO5	PO6	PO7
CO1	3	2	3	2	3	2	2
CO2	2	3	2	1	2	2	1
CO3	3	2	1	3	3	2	2
CO4	2	2	2	3	2	3	2
CO5	3	1	1	3	3	1	3
Average	2.6	2	1.8	2.4	2.6	2	2

SEM-I: HIS201101 - Ancient Indian History & Culture (From Indus Valley Civil. to 13 Century A.D)

	PO1	PO2	PO3	PO4	PO5	PO6	PO7
CO1	2	2	1	1	2	2	1
CO2	2	3	1	1	3	2	1
CO3	1	1	2	1	1	1	2
CO4	1	2	1	2	2	2	1
CO5	2	1	1	1	1	1	1
Average	1.6	1.8	1.2	1.2	1.8	1.6	1.2

SEM-I: POL201103 - Introduction to the political science

	PO1	PO2	PO3	PO4	PO5	PO6	PO7
CO1	2	2	1	1	2	2	1
CO2	2	3	1	1	3	2	1
CO3	1	1	2	1	1	1	2
CO4	1	2	1	2	2	2	1
CO5	2	1	1	1	1	1	1
Average	1.6	1.8	1.2	1.2	1.8	1.6	1.2
\							

Attainment level of each course in SEM-I for B.A. (THP)

Courses	No. of students attended	No. of students attained			CO_CCAA	CO_MSA	CO_FA
		CCAA (≥7)	MSA	FA			
	(1)	(2)	(3)	(4)	(2)/(1)	(3)/(1)	(4)/(1)
English	11	11	10	09	1	0.9	0.6
Telugu	08	08	08	08	1	1	1
Hindi	01	01	01	0	1	1	0
Sanskrit	02	2	2	1	1	1	0.5
History	10	10	10	6	1	1	0.6
Spl.Telugu	10	10	10	07	1	1	0.7
Political Science	10	10	10	8	1	1	0.8

2021-22 AB - BA (THP) SEM I - CO-CURRICULAR ASSESMENT ATTAINMENTS

His			POL			Spl.Tel			ENG			Sanskrit			Telugu			Weigted Sum		
1	2	3	4	5	6	7	8	9	10	11	12	13	14	15	16	17	18	19	20	21
1.6	1	1.6	1.6	1	1.6	2.6	1	2.6	2.3	1	2.3	2.5	1	2.5	2.8	1	2.8	13.4	13.4	1
1.8	1	1.8	1.8	1	1.8	2	1	2	2.6	1	2.6	2.5	1	2.5	2.4	1	2.4	13.1	13.1	1
1.2	1	1.2	1.2	1	1.2	1.8	1	1.8	2.5	1	2.5	2.25	1	2.25	3	1	3	11.95	11.95	1
1.2	1	1.2	1.2	1	1.2	2.4	1	2.4	2.6	1	2.6	2.25	1	2.25	2.2	1	2.2	11.85	11.85	1
1.8	1	1.8	1.8	1	1.8	2.6	1	2.6	2.3	1	2.3	2.5	1	2.5	3	1	3	14	14	1
1.6	1	1.6	1.6	1	1.6	2	1	2	2	1	2	1.5	1	1.5	1.8	1	1.8	10.5	10.5	1
1.2	1	1.2	1.2	1	1.2	2	1	2	2.5	1	2.5	2.5	1	2.5	3	1	3	12.4	12.4	1

2021-22 AB -BA (THP) SEM I MID SEMESTER ASSESMENT ATTAINMENTS

His			POL			Spl.Tel			ENG			Sankrit			Telugu			Weigted Sum		
1	2	3	4	5	6	7	8	9	10	11	12	13	14	15	16	17	18	19	20	21
1.6	1	1.6	1.6	1	1.6	2.6	1	2.6	2.3	0.9	2.07	2.5	1	2.5	2.8	1	2.8	13.4	13.17	0.982836
1.8	1	1.8	1.8	1	1.8	2	1	2	2.6	0.9	2.34	2.5	1	2.5	2.4	1	2.4	13.1	12.84	0.980153
1.2	1	1.2	1.2	1	1.2	1.8	1	1.8	2.5	0.9	2.25	2.25	1	2.25	3	1	3	11.95	11.7	0.979079
1.2	1	1.2	1.2	1	1.2	2.4	1	2.4	2.6	0.9	2.34	2.25	1	2.25	2.2	1	2.2	11.85	11.59	0.978059
1.8	1	1.8	1.8	1	1.8	2.6	1	2.6	2.3	0.9	2.07	2.5	1	2.5	3	1	3	14	13.77	0.983571
1.6	1	1.6	1.6	1	1.6	2	1	2	2	0.9	1.8	1.5	1	1.5	1.8	1	1.8	10.5	10.3	0.980952
1.2	1	1.2	1.2	1	1.2	2	1	2	2.5	0.9	2.25	2.5	1	2.5	3	1	3	12.4	12.15	0.979839

2021-2022 AB - BA (THP) SEM I FINAL ASSESMENT ATTAINMENTS

His			POL			Spl.Tel			ENG			Sanskrit			Telugu			Weigted Sum		
1	2	3	4	5	6	7	8	9	10	11	12	13	14	15	16	17	18	19	20	21
1.6	0.6	0.96	1.6	0.8	1.28	2.6	0.7	1.82	2.3	0.6	1.38	2.5	0.5	1.25	2.8	1	2.8	13.4	9.49	0.708209
1.8	0.6	1.08	1.8	0.8	1.44	2	0.7	1.4	2.6	0.6	1.56	2.5	0.5	1.25	2.4	1	2.4	13.1	9.13	0.696947
1.2	0.6	0.72	1.2	0.8	0.96	1.8	0.7	1.86	2.5	0.6	1.5	2.25	0.5	1.12	3	1	3	11.95	9.16	0.766527
1.2	0.6	0.72	1.2	0.8	0.96	2.4	0.7	1.68	2.6	0.6	1.56	2.25	0.5	1.12	2.2	1	2.2	11.85	8.24	0.695359
1.8	0.6	1.08	1.8	0.8	1.44	2.6	0.7	1.82	2.3	0.6	1.38	2.5	0.5	1.25	3	1	3	14	9.97	0.712143
1.6	0.6	0.96	1.6	0.8	1.28	2	0.7	1.4	2	0.6	1.2	1.5	0.5	0.75	1.8	1	1.8	10.5	7.39	0.70381
1.2	0.6	0.72	1.2	0.8	0.96	2	0.7	1.4	2.5	0.6	1.5	2.5	0.5	1.25	3	1	3	12.4	8.83	0.712097

Semester –II

SEM-II: A COURSE IN READING AND WRITING SKILLS (THP Group)

Bachelor of Arts (B. A.):

	PO1	PO2	PO3	PO4	PO5	PO6	PO7
CO1	2	2	3	3	3	2	3
CO2	3	1	2	2	1	2	3
CO3	3	2	3	3	3	2	2
CO4	2	3	2	3	2	3	1
CO5	3	3	1	2	3	3	2
CO6	3	3	2	2	2	3	1
Average	2.6	2.3	2.1	2.5	2.3	2.5	2.6

General Telugu-II Semester-Paper-II- Aadhunika Telugu Sahityam

	PO1	PO2	PO3	PO4	PO5	PO6	PO7
CO1	1	2	3	3	3	1	3
CO2	3	3	3	2	3	1	3
CO3	2	3	3	1	3	1	3

CO4	2	3	3	3	3	2	3
CO5	1	2	3	2	3	1	3
Average	1.8	2.8	3	2.2	3	1.2	3

SEM-II: - General Hindi- Prose, Short Stories Grammar & Letter writing (B.A)

	PO1	PO2	PO3	PO4	PO5	PO6	PO7
CO1	3	3	3	3	3	2	2
CO2	3	2	3	2	2	3	3
CO3	2	2	3	3	2	2	3
CO4	3	2	2	2	3	3	3
CO5	2	3	2	3	2	2	2
CO6	3	2	2	3	3	2	2
%	2.6	2.3	2.5	2.6	2.5	2.3	2.5

SEM II: SANSKRIT I B.A “PROSE, POETRY AND GRAMMAR

COs/POs	PO1	PO2	PO3	PO4	PO5	PO6	PO7
CO1	3	2	1	1	2	1	2
CO2	3	3	2	1	2	1	2
CO3	3	2	3	2	3	1	2
CO4	2	3	2	2	2	1	3
Average	2.75	2.5	2	1.5	2.25	1	2.25

SEM-II HIS202101 Medieval Indian History & Culture (1206 A.D To 1764 A.D)

	PO1	PO2	PO3	PO4	PO5	PO6	PO7
CO1	2	2	1	2	1	2	2
CO2	2	1	1	1	1	2	1
CO3	2	2	2	2	1	1	2

CO4	1	1	2	2	2	1	1
CO5	2	2	1	2	2	1	1
Average	1.8	1.6	1.4	1.8	1.4	1.4	1.4

Special Telugu II Semester – Paper II ADHUNIKA TELUGU SAHITYAM

	PO1	PO2	PO3	PO4	PO5	PO6	PO7
CO1	2	2	3	3	2	2	3
CO2	3	2	3	2	2	2	2
CO3	3	2	2	3	3	2	2
CO4	2	3	1	2	3	2	2
CO5	1	2	2	2	2	3	1
Average	2.2	2.2	2.2	2.4	2.4	2.2	2.0

Political Science- SEMESTER II - Basic Organs of the Government

	PO1	PO2	PO3	PO4	PO5	PO6	PO7
CO1	2	2	1	2	1	2	2
CO2	2	1	1	1	1	2	1
CO3	2	2	2	2	1	1	2
CO4	1	1	2	2	2	1	1
CO5	2	2	1	2	2	1	1
Average	1.8	1.6	1.4	1.8	1.4	1.4	1.4

Attainment level of each course in SEM-II for B.A. (THP)

Courses	No. of students attained	CO_CCAA	CO_MSA	CO_FA
---------	--------------------------	---------	--------	-------

	No. of students attended	CCAA (≥ 7)	MSA	FA			
	(1)	(2)	(3)	(4)	(2)/(1)	(3)/(1)	(4)/(1)
English	9	9	8	6	1	0.8	0.6
Telugu	06	06	06	05	1	1	0.83
Hindi	01	01	01	0	1	1	0
Sanskrit	02	2	2	2	1	1	1
History	9	9	9	8	1	1	0.89
Spl.Telugu	09	09	09	7	1	1	0.78
Political Science	9	9	9	9	1	1	1

2021-22 AB - BA (THP) SEM II - CO-CURRICULAR ASSESMENT ATTAINMENTS

His			POL			Spl.Tel			ENG			Sankrit			Telugu			Weigted Sum		
1	2	3	4	5	6	7	8	9	10	11	12	13	14	15	16	17	18	19	20	21
1.8	1	1.8	1.8	1	1.8	2.2	1	2.2	2.6	1	2.6	2.75	1	2.75	1.8	1	1.8	12.95	12.95	1
1.6	1	1.6	1.6	1	1.6	2.2	1	2.2	2.3	1	2.3	2.5	1	2.5	2.8	1	2.8	13	13	1
1.4	1	1.4	1.4	1	1.4	2.2	1	2.2	2.1	1	2.1	2	1	2	3	1	3	12.1	12.1	1
1.8	1	1.8	1.8	1	1.8	2.4	1	2.4	2.5	1	2.5	1.5	1	1.5	2.2	1	2.2	12.2	12.2	1
1.4	1	1.4	1.4	1	1.4	2.4	1	2.4	2.3	1	2.3	2.25	1	2.25	3	1	3	12.75	12.75	1
1.4	1	1.4	1.4	1	1.4	2.2	1	2.2	2.5	1	2.5	1	1	1	1.2	1	1.2	9.7	9.7	1
1.4	1	1.4	1.4	1	1.4	2	1	2	2.6	1	2.6	2.25	1	2.25	3	1	3	12.65	12.65	1

2021-22 AB -BA (THP) SEM II MID SEMESTER ASSESMENT ATTAINMENTS

His			POL			Spl.Tel			ENG			Sankrit			Telugu			Weigted Sum		
1	2	3	4	5	6	7	8	9	10	11	12	13	14	15	16	17	18	19	20	21
1.8	1	1.8	1.8	1	1.8	2.2	1	2.2	2.6	0.8	2.08	2.75	1	2.75	1.8	1	1.8	12.95	12.43	0.959846
1.6	1	1.6	1.6	1	1.6	2.2	1	2.2	2.3	0.8	1.84	2.5	1	2.5	2.8	1	2.8	13	12.54	0.964615
1.4	1	1.4	1.4	1	1.4	2.2	1	2.2	2.1	0.8	1.68	2	1	2	3	1	3	12.1	11.68	0.965289
1.8	1	1.8	1.8	1	1.8	2.4	1	2.4	2.5	0.8	2	1.5	1	1.5	2.2	1	2.2	12.2	11.7	0.959016
1.4	1	1.4	1.4	1	1.4	2.4	1	2.4	2.3	0.8	1.84	2.25	1	2.25	3	1	3	12.75	12.29	0.963922
1.4	1	1.4	1.4	1	1.4	2.2	1	2.2	2.5	0.8	2	1	1	1	1.2	1	1.2	9.7	9.2	0.948454
1.4	1	1.4	1.4	1	1.4	2	1	2	2.6	0.8	2.08	2.25	1	2.25	3	1	3	12.65	12.13	0.958893

CO1	1	2	2	1	1	1	3
CO2	1	3	3	1	1	1	3
CO3	2	3	3	1	2	1	3
CO4	2	3	2	1	1	1	3
CO5	1	3	1	1	2	1	3
Average	1.4	2.8	2.2	1.	1.4	1	3

SEM-III- Hindi - Old and Modern Poetry & a History of Hindi Literature (B.A)

	PO1	PO2	PO3	PO4	PO5	PO6	PO7
CO1	2	2	3	3	2	2	2
CO2	2	2	3	2	1	3	3
CO3	2	2	2	2	3	2	3
CO4	2	3	2	3	1	3	3
CO5	2	2	2	2	2	2	3
CO6	2	3	3	2	3	3	2
%	2	2.3	2.5	2.3	2	2.5	2.6

SEM III: SANSKRIT - II B.A DRMAUPAISHAD, ALAMKARA, HISTORY OF LITERATURE

	PO1	PO2	PO3	PO4	PO5	PO6	PO7
C01	3	2	1	1	2	1	2
C02	3	3	2	1	2	1	2
C03	3	2	2	1	3	1	3
C04	3	2	2	3	3	3	3
Average	3	2.25	1.75	1.5	2.5	1.5	2.5

Sem-III HIS203101 Modern Indian History & Culture (1764-1947 A. D)

	PO1	PO2	PO3	PO4	PO5	PO6	PO7
--	-----	-----	-----	-----	-----	-----	-----

CO1	2	1	1	1	2	2	1
CO2	1	2	2	2	0	1	2
CO3	1	1	1	1	2	2	0
CO4	1	1	2	2	0	2	2
CO5	1	1	1	1	1	1	1
Average	1.2	1.2	1.4	1.4	1	1.6	1.2

III Semester – Paper III -PRACHINA TELUGU SAHITYA CHARITRA

	PO1	PO2	PO3	PO4	PO5	PO6	PO7
CO1	2	2	3	3	2	2	1
CO2	3	3	3	1	3	2	2
CO3	2	3	2	2	2	2	3
CO4	2	2	2	2	3	2	3
CO5	3	3	2	2	1	3	2
Average	2.4	2.6	2.4	2.0	2.2	2.2	2.2

Sem-III POL203103-INDIAN GOVERNMENT AND POLITICS

	PO1	PO2	PO3	PO4	PO5	PO6	PO7
CO1	2	1	1	1	2	2	1
CO2	1	2	2	2	-	1	2
CO3	1	1	1	1	2	2	-
CO4	1	1	2	2	-	2	2
CO5	1	1	1	1	1	1	1
Average	1.2	1.2	1.4	1.4	1	1.6	1.2

Attainment level of each course in SEM-III for B.A. (THP)

Courses		No. of students attained	CO_CCAA	CO_MSA	CO_FA
---------	--	--------------------------	---------	--------	-------

	No. of students attended	CCAA (≥ 7)	MSA	FA			
	(1)	(2)	(3)	(4)	(2)/(1)	(3)/(1)	(4)/(1)
English	7	7	6	6	1	0.8	0.8
Telugu	06	06	06	06	1	1	1
Hindi	01	01	01	0	1	1	0
Sanskrit	1	1	1	0	1	1	0
History	7	7	7	7	1	1	1
Special .Telugu	07	07	07	06	1	1	0.86
Political Science	7	7	7	7	1	1	1

2021-22 AB - BA (THP) SEM III - CO-CURRICULAR ASSESMENT ATTAINMENTS

His			POL			Spl.Tel			ENG			Sankrit			Telugu			Weigted Sum		
1	2	3	4	5	6	7	8	9	10	11	12	13	14	15	16	17	18	19	20	21
1.2	1	1.2	1.2	1	1.2	2.4	1	2.4	2.3	1	2.3	3	1	3	1.4	1	1.4	11.5	11.5	1
1.2	1	1.2	1.2	1	1.2	2.6	1	2.6	2.1	1	2.1	2.25	1	2.25	2.8	1	2.8	12.15	12.15	1
1.4	1	1.4	1.4	1	1.4	2.4	1	2.4	1.8	1	1.8	1.75	1	1.75	2.2	1	2.2	10.95	10.95	1
1.4	1	1.4	1.4	1	1.4	2	1	2	2.1	1	2.1	1.5	1	1.5	1	1	1	9.4	9.4	1
1	1	1	1	1	1	2.2	1	2.2	2.1	1	2.1	2.5	1	2.5	1.4	1	1.4	10.2	10.2	1
1.6	1	1.6	1.6	1	1.6	2.2	1	2.2	2.5	1	2.5	1.5	1	1.5	1	1	1	10.4	10.4	1
1.2	1	1.2	1.2	1	1.2	2.2	1	2.2	2.5	1	2.5	2.5	1	2.5	3	1	3	12.6	12.6	1

2021-22 AB -BA (THP) SEM III MID SEMESTER ASSESMENT ATTAINMENTS

His			POL			Spl.Tel			ENG			Sanskrit			Telugu			Weigted Sum		
1	2	3	4	5	6	7	8	9	10	11	12	13	14	15	16	17	18	19	20	21
1.2	1	1.2	1.2	1	1.2	2.4	1	2.4	2.3	0.8	1.84	3	1	3	1.4	1	1.4	11.5	11.04	0.96
1.2	1	1.2	1.2	1	1.2	2.6	1	2.6	2.1	0.8	1.68	2.25	1	2.25	2.8	1	2.8	12.15	11.73	0.965432
1.4	1	1.4	1.4	1	1.4	2.4	1	2.4	1.8	0.8	1.44	1.75	1	1.75	2.2	1	2.2	10.95	10.59	0.967123
1.4	1	1.4	1.4	1	1.4	2	1	2	2.1	0.8	1.68	1.5	1	1.5	1	1	1	9.4	8.98	0.955319
1	1	1	1	1	1	2.2	1	2.2	2.1	0.8	1.68	2.5	1	2.5	1.4	1	1.4	10.2	9.78	0.958824
1.6	1	1.6	1.6	1	1.6	2.2	1	2.2	2.5	0.8	2	1.5	1	1.5	1	1	1	10.4	9.9	0.951923
1.2	1	1.2	1.2	1	1.2	2.2	1	2.2	2.5	0.8	2	2.5	1	2.5	3	1	3	12.6	12.1	0.960317

2021-2022 AB - BA (THP) SEM III FINAL ASSESMENT ATTAINMENTS

His			POL			Spl.Tel			ENG			Sanskrit			Telugu			Weigted Sum		
1	2	3	4	5	6	7	8	9	10	11	12	13	14	15	16	17	18	19	20	21
1.2	1	1.2	1.2	1	1.2	2.4	0.86	2.06	2.3	0.8	1.84	3	0	0	1.4	1	1.4	11.5	7.7	0.669565
1.2	1	1.2	1.2	1	1.2	2.6	0.86	2.23	2.1	0.8	1.68	2.25	0	0	2.8	1	2.8	12.15	9.11	0.749794
1.4	1	1.4	1.4	1	1.4	2.4	0.86	2.06	1.8	0.8	1.44	1.75	0	0	2.2	1	2.2	10.95	8.5	0.776256
1.4	1	1.4	1.4	1	1.4	2	0.86	1.72	2.1	0.8	1.68	1.5	0	0	1	1	1	9.4	7.2	0.765957
1	1	1	1	1	1	2.2	0.86	1.89	2.1	0.8	1.68	2.5	0	0	1.4	1	1.4	10.2	6.97	0.683333
1.6	1	1.6	1.6	1	1.6	2.2	0.86	1.89	2.5	0.8	2	1.5	0	0	1	1	1	10.4	8.09	0.777885
1.2	1	1.2	1.2	1	1.2	2.2	0.86	1.89	2.5	0.8	2	2.5	0	0	3	1	3	12.6	9.29	0.737302

SEMESTER-IV

SEM-IV HIS204101 P- IV History & Culture of Andhra (from 1512 to 1956 AD)

	PO1	PO2	PO3	PO4	PO5	PO6	PO7
CO1	2	1	1	1	2	2	1
CO2	1	2	2	2	0	1	2
CO3	1	1	1	1	2	2	0
CO4	1	1	2	2	0	2	2
CO5	1	1	2	1	1	1	1
Average	1.2	1.2	1.6	1.4	1	1.6	1.2

SEM -IV HIS204102 P- V History of Modern World (From 15th Cent. AD To1945 AD)

	PO1	PO2	PO3	PO4	PO5	PO6	PO7
CO1	2	1	1	1	2	2	1
CO2	1	2	2	2	0	1	2
CO3	1	1	1	1	2	2	0
CO4	1	1	2	2	0	2	2
CO5	1	1	1	1	1	1	1
Average	1.2	1.2	1.4	1.4	1	1.6	1.2

Special Telugu IV Semester – Paper IV ADHUNIKA TELUGU SAHITYA CHARITRA

	PO1	PO2	PO3	PO4	PO5	PO6	PO7
CO1	2	3	2	2	3	1	1
CO2	2	2	3	3	2	3	2
CO3	3	2	2	2	2	2	3
CO4	1	3	3	3	1	3	3
CO5	2	2	3	1	3	1	2
Average	2.0	2.4	2.6	2.2	2.2	2.0	2.2

Special Telugu IV Semester – Paper V TELUGU SAHITYA VIMARSA

	PO1	PO2	PO3	PO4	PO5	PO6	PO7
CO1	3	3	3	3	3	2	2
CO2	2	3	3	2	2	2	2
CO3	2	3	3	2	2	2	2
CO4	2	2	2	3	3	3	3
CO5	2	1	1	2	3	1	2
Average	2.2	2.4	2.4	2.4	2.6	2.0	2.2

Political Science SEM-IV POL204105 – Indian Political Process

	PO1	PO2	PO3	PO4	PO5	PO6	PO7
CO1	2	1	1	1	2	2	1
CO2	1	2	2	2	-	1	2
CO3	1	1	1	1	2	2	-
CO4	1	1	2	2	-	2	2
CO5	1	1	1	1	1	1	1
Average	1.2	1.2	1.4	1.4	1	1.6	1.2

Political Science SEM -IV POL204106-Western Political thought

	PO1	PO2	PO3	PO4	PO5	PO6	PO7
CO1	2	1	1	1	2	2	1
CO2	1	2	2	2	-	1	2
CO3	1	1	1	1	2	2	-
CO4	1	1	2	2	-	2	2
CO5	1	1	1	1	1	1	1
Average	1.2	1.2	1.4	1.4	1	1.6	1.2

Attainment level of each course in SEM-IV for B.A. (THP)

Courses	No. of students attended	No. of students attained			CO_CCAA	CO_MSA	CO_FA
		CCAA (≥7)	MSA	FA			
	(1)	(2)	(3)	(4)	(2)/(1)	(3)/(1)	(4)/(1)
History P-IV	7	7	7	7	1	1	1
History P-V	7	7	7	6	1	1	0.86
Spl.Telugu P-IV	07	07	07	02	1	1	0.25
Spl.Telugu P-V	07	07	07	02	1	1	0.25
Political Science P-IV	7	7	7	7	1	1	1
Political Science P-V	7	7	7	7	1	1	1

2021- 22 AB - BA (THP) SEM IV CO-CURRICULAR ASSESMENT ATTAINMENTS

Spl.Tel			Spl.Tel			His VI-B (THS)			His VII- B(TGOS)			Pol VI			Pol VII			Weigted Sum		
1	2	3	4	5	6	7	8	9	10	11	12	13	14	15	16	17	18	19	20	21
2	1	2	2.2	1	2.2	1.2	1	1.2	1.2	1	1.2	1.2	1	1.2	1.2	1	1.2	9	9	1
2.4	1	2.4	2.4	1	2.4	1.2	1	1.2	1.2	1	1.2	1.2	1	1.2	1.2	1	1.2	9.6	9.6	1
2.6	1	2.6	2.4	1	2.4	1.6	1	1.6	1.4	1	1.4	1.6	1	1.6	1.4	1	1.4	11	11	1
2.2	1	2.2	2.4	1	2.4	1.4	1	1.4	1.4	1	1.4	1.4	1	1.4	1.4	1	1.4	10.2	10.2	1
2.2	1	2.2	2.6	1	2.6	1	1	1	1	1	1	1	1	1	1	1	1	8.8	8.8	1
2	1	2	2	1	2	1.6	1	1.6	1.6	1	1.6	1.6	1	1.6	1.6	1	1.6	10.4	10.4	1
2.2	1	2.2	2.2	1	2.2	1.2	1	1.2	1.2	1	1.2	1.2	1	1.2	1.2	1	1.2	9.2	9.2	1

2021-22 AB -BA (THP) SEM IV MID SEMESTER ASSESMENT ATTAINMENTS

Spl.Tel			Spl.Tel			His VI-B (THS)			His VII- B(TGOS)			Pol VI			Pol VII			Weigted Sum		
1	2	3	4	5	6	7	8	9	10	11	12	13	14	15	16	17	18	19	20	21
2	1	2	2.2	1	2.2	1.2	1	1.2	1.2	1	1.2	1.2	1	1.2	1.2	1	1.2	9	9	1
2.4	1	2.4	2.4	1	2.4	1.2	1	1.2	1.2	1	1.2	1.2	1	1.2	1.2	1	1.2	9.6	9.6	1
2.6	1	2.6	2.4	1	2.4	1.6	1	1.6	1.4	1	1.4	1.6	1	1.6	1.4	1	1.4	11	11	1
2.2	1	2.2	2.4	1	2.4	1.4	1	1.4	1.4	1	1.4	1.4	1	1.4	1.4	1	1.4	10.2	10.2	1
2.2	1	2.2	2.6	1	2.6	1	1	1	1	1	1	1	1	1	1	1	1	8.8	8.8	1
2	1	2	2	1	2	1.6	1	1.6	1.6	1	1.6	1.6	1	1.6	1.6	1	1.6	10.4	10.4	1
2.2	1	2.2	2.2	1	2.2	1.2	1	1.2	1.2	1	1.2	1.2	1	1.2	1.2	1	1.2	9.2	9.2	1

2021-2022 AB - BA (THP) SEM IV FINAL ASSESMENT ATTAINMENTS

Spl.Tel			Spl.Tel			His IV-A			His IV - B			Pol IV - A			Pol - IV - B			Weigted Sum		
1	2	3	4	5	6	7	8	9	10	11	12	13	14	15	16	17	18	19	20	21
2	0.25	0.5	2.2	0.25	0.55	1.2	1	1.2	1.2	0.86	1.032	1.2	1	1.2	1.2	1	1.2	9	5.682	0.631333
2.4	0.25	0.6	2.4	0.25	0.6	1.2	1	1.2	1.2	0.86	1.032	1.2	1	1.2	1.2	1	1.2	9.6	5.832	0.6075
2.6	0.25	0.65	2.4	0.25	0.6	1.6	1	1.6	1.4	0.86	1.204	1.6	1	1.6	1.4	1	1.4	11	7.054	0.641273
2.2	0.25	0.55	2.4	0.25	0.6	1.4	1	1.4	1.4	0.86	1.204	1.4	1	1.4	1.4	1	1.4	10.2	6.554	0.642549
2.2	0.25	0.55	2.6	0.25	0.65	1	1	1	1	0.86	0.86	1	1	1	1	1	1	8.8	5.06	0.575
2	0.25	0.5	2	0.25	0.5	1.6	1	1.6	1.6	0.86	1.376	1.6	1	1.6	1.6	1	1.6	10.4	7.176	0.69
2.2	0.25	0.55	2.2	0.25	0.55	1.2	1	1.2	1.2	0.86	1.032	1.2	1	1.2	1.2	1	1.2	9.2	5.732	0.623043

SEMESTER- V

History- Semester – V Course:6B Tourism and Hospitality Services HIS205101 -6B

	PO1	PO2	PO3	PO4	PO5	PO6	PO7
CO1	3	3	3	3	3	3	3
CO2	3	2	3	3	2	3	2
CO3	3	3	3	3	3	3	3
CO4	3	3	3	3	3	3	3
CO5	3	3	3	3	3	3	3
Average	3.0	2.8	3.0	3.0	2.8	3.0	2.8

History- Semester – V Course:7B Tourism Guidance and Operating Skills HIS205102 -7B

	PO1	PO2	PO3	PO4	PO5	PO6	PO7
CO1	3	3	3	3	3	3	3
CO2	3	2	3	3	1	3	2
CO3	3	3	3	3	3	3	3
CO4	3	3	3	3	3	3	3
CO5	3	3	3	3	3	3	3
Average	3.0	2.8	3.0	3.0	2.6	3.0	2.8

Political Science -Semester – V POL205105-6B – E-Governance

	PO1	PO2	PO3	PO4	PO5	PO6	PO7
CO1	3	3	3	3	3	3	3
CO2	3	2	3	3	2	3	2
CO3	3	3	3	3	3	3	3
CO4	3	3	3	3	3	3	3
CO5	3	3	3	3	3	3	3
Average	3.0	2.8	3.0	3.0	2.8	3.0	2.8

Political Science - Semester – V POL205106-7B Local Administration

	PO1	PO2	PO3	PO4	PO5	PO6	PO7
CO1	3	3	3	3	3	3	3
CO2	3	2	3	3	2	3	2
CO3	3	3	3	3	3	3	3
CO4	3	3	3	3	3	3	3
CO5	3	3	3	3	3	3	3
Average	3.0	2.8	3.0	3.0	2.8	3.0	2.8

Special Telugu V Semester – Paper VI- A TELUGU BHASHA SWAROOPAM

	PO1	PO2	PO3	PO4	PO5	PO6	PO7
CO1	3	3	3	3	3	3	2
CO2	2	3	3	2	2	2	2
CO3	2	3	3	2	2	2	2
CO4	2	2	2	3	3	3	3
CO5	2	1	1	2	3	2	1
Average	2.2	2.4	2.4	2.4	2.6	2.4	2.0

Special Telugu Semester – V-Paper VII- A TELUGU RACHANA REETHULU

	PO1	PO2	PO3	PO4	PO5	PO6	PO7
CO1	3	3	3	3	3	3	2
CO2	3	2	1	2	2	2	1
CO3	2	3	3	3	1	2	2
CO4	3	3	2	3	3	3	2
CO5	2	2	3	2	2	2	2
Average	2.6	2.6	2.4	2.6	2.2	2.4	1.8

Attainment level of each course in SEM-V for B.A. (THP)

Courses	No. of students attended	No. of students attained			CO_CCA A	CO_MSA	CO_FA
		CCAA (≥7)	MSA	FA			
	(1)	(2)	(3)	(4)	(2)/(1)	(3)/(1)	(4)/(1)
History P-VI B	7	7	7	4	1	1	0.57
History P-VII B	7	7	7	7	1	1	1
Spl.TeluguP-VI	07	07	07	07	1	1	1
Spl.Telugu P-VII	07	07	07	07	1	1	1
Political Science P- VI B	7	7	7	7	1	1	1
Political Science P- VIIB	7	7	7	7	1	1	1

2021-22 AB - BA (THP) SEM V CO-CURRICULAR ASSESMENT ATTAINMENTS

POs	TELVI	PO Attainm ent	Weighte d product	TELVII	PO Attainm ent	Weighte d product	HISVI	PO Attainm ent	Weighte d product	HISVII	PO Attainm ent	Weighte d product	POL		PO Attainm ent	Weighte d product	POL VII	PO Attainm ent	Weighte d product	Weighte d Sum	Weighte d Sum	Weighted Average		
													VI	ent										
PO1	2.2	1	2.2	2.6	1	2.6	3	1	3	3	1	3	3	1	3	3	1	3	3	1	3	16.8	16.8	1
PO2	2.4	1	2.4	2.6	1	2.6	2.8	1	2.8	2.8	1	2.8	2.8	1	2.8	2.8	1	2.8	2.8	1	2.8	16.2	16.2	1
PO3	2.4	1	2.4	2.4	1	2.4	3	1	3	3	1	3	3	1	3	3	1	3	3	1	3	16.8	16.8	1
PO4	2.4	1	2.4	2.6	1	2.6	3	1	3	3	1	3	3	1	3	3	1	3	3	1	3	17	17	1
PO5	2.6	1	2.6	2.2	1	2.2	2.8	1	2.8	2.6	1	2.6	2.8	1	2.8	2.6	1	2.6	2.6	1	2.6	15.6	15.6	1
PO6	2.4	1	2.4	2.4	1	2.4	3	1	3	3	1	3	3	1	3	3	1	3	3	1	3	16.8	16.8	1
PO7	2	1	2	1.75	1	1.75	2.8	1	2.8	2.8	1	2.8	2.8	1	2.8	2.8	1	2.8	2.8	1	2.8	14.95	14.95	1

2021-22 AB -BA (THP) SEM V MID SEMESTER ASSESMENT ATTAINMENTS

PO s	TEL VI	PO Attainm ent	Weighte d product	TELVII	PO Attainm ent	Weighte d product	HISVI	PO Attainm ent	Weighte d product	HISVII	PO Attainm ent	Weighte d product	POLVI	PO Attainm ent	Weighte d product	POL	PO Attainm ent	Weighte d product	Weighte d Sum	Weighte d Sum	Weighted Average
																VII					
PO1	2.2	1	2.2	2.6	1	2.6	3	1	3	3	1	3	3	1	3	3	1	3	16.8	16.8	1
PO2	2.4	1	2.4	2.6	1	2.6	2.8	1	2.8	2.8	1	2.8	2.8	1	2.8	2.8	1	2.8	16.2	16.2	1
PO3	2.4	1	2.4	2.4	1	2.4	3	1	3	3	1	3	3	1	3	3	1	3	16.8	16.8	1
PO4	2.4	1	2.4	2.6	1	2.6	3	1	3	3	1	3	3	1	3	3	1	3	17	17	1
PO5	2.6	1	2.6	2.2	1	2.2	2.8	1	2.8	2.6	1	2.6	2.8	1	2.8	2.6	1	2.6	15.6	15.6	1
PO6	2.4	1	2.4	2.4	1	2.4	3	1	3	3	1	3	3	1	3	3	1	3	16.8	16.8	1
PO7	2	1	2	1.75	1	1.75	2.8	1	2.8	2.8	1	2.8	2.8	1	2.8	2.8	1	2.8	14.95	14.95	1

2021-2022 AB - BA (THP) SEM V FINAL ASSESMENT ATTAINMENTS

PO s	TELVI	PO Attainm ent	Weighte d product	TELVII	PO Attainm ent	Weighte d product	HISVI	PO Attainm ent	Weighte d product	HISVII	PO Attainm ent	Weighte d product	POL	PO Attainm ent	Weighte d product	POLVII	PO Attainm ent	Weighte d product	Weighte d Sum	Weighte d Sum	Weighted Average
													VI								
PO1	2.2	1	2.2	2.6	1	2.6	3	0.57	1.71	3	1	3	3	1	3	3	1	3	16.8	15.51	0.92321429
PO2	2.4	1	2.4	2.6	1	2.6	2.8	0.57	1.596	2.8	1	2.8	2.8	1	2.8	2.8	1	2.8	16.2	14.996	0.92567901
PO3	2.4	1	2.4	2.4	1	2.4	3	0.57	1.71	3	1	3	3	1	3	3	1	3	16.8	15.51	0.92321429
PO4	2.4	1	2.4	2.6	1	2.6	3	0.57	1.71	3	1	3	3	1	3	3	1	3	17	15.71	0.92411765
PO5	2.6	1	2.6	2.2	1	2.2	2.8	0.57	1.596	2.6	1	2.6	2.8	1	2.8	2.6	1	2.6	15.6	14.396	0.92282051
PO6	2.4	1	2.4	2.4	1	2.4	3	0.57	1.71	3	1	3	3	1	3	3	1	3	16.8	15.51	0.92321429
PO7	2	1	2	1.75	1	1.75	2.8	0.57	1.596	2.8	1	2.8	2.8	1	2.8	2.8	1	2.8	14.95	13.746	0.91946488

Mid Semester Attainment for 2021-2022 Admitted Batch

Po'S	Sum of weighted product/ weighted sum of Pos sem-1	Sum of weighted product/ weighted sum of Pos sem-2	Sum of weighted product/ weighted sum of Pos sem-3	Sum of weighted product/ weighted sum of Pos sem-4	Sum of weighted product/ weighted sum of Pos sem-5	Average of PO's attained	% of attainment
PO1	0.982835821	0.95984556	0.976608239	1	1	0.983857924	98%
PO2	0.980152672	0.964615385	0.984148095	1	1	0.98578323	99%
PO3	0.979079498	0.965289256	0.985915095	1	1	0.98605677	99%
PO4	0.978059072	0.959016393	0.980530135	1	1	0.98352112	98%
PO5	0.983571429	0.963921569	0.980021929	1	1	0.985502985	99%
PO6	0.980952381	0.948453608	0.966870183	1	1	0.979255234	98%
PO7	0.97983871	0.958893281	0.978623595	1	1	0.983471117	98%

Final Attainment for 2021-2022 Admitted Batch

Po'S	Sum of weighted product/ weighted sum of Pos sem-1	Sum of weighted product/ weighted sum of Pos sem-2	Sum of weighted product/ weighted sum of Pos sem-3	Sum of weighted product/ weighted sum of Pos sem-4	Sum of weighted product/ weighted sum of Pos sem-5	Average of PO's attained	% of attainment
PO1	0.708208955	0.839527559	0.669565217	0.631333333	0.923214286	0.75436987	75%
PO2	0.696946565	0.841076923	0.749794239	0.6075	0.925679012	0.764199348	76%
PO3	0.766527197	0.83854251	0.776255708	0.641272727	0.923214286	0.789162486	79%
PO4	0.69535865	0.837220077	0.765957447	0.64254902	0.924117647	0.773040568	77%
PO5	0.712142857	0.837384615	0.683333333	0.575	0.922820513	0.746136264	75%
PO6	0.703809524	0.818235294	0.777884615	0.69	0.923214286	0.782628744	78%
PO7	0.712096774	0.83379845	0.737301587	0.623043478	0.919464883	0.765141034	77%

V. Ananta Lakshmi

Signature of the Principal
PRINCIPAL
A. S. D. GOVT. DEGREE COLLEGE (W)
AUTONOMOUS
KAKINADA



**A.S.D. Government Degree College for Women (Autonomous)
Kakinada**

(Accredited by NAAC With "B" Grade in cycle 3)
(Affiliated to Adikavi Nannaya University, Rajamahendravaram)



**2021-22 ADMITTED BATCH CO-POS ATTAINMENTS
ATTAINMENTS FOR COMMERCE GENERAL AND C.A
2023-24**

A.S.D GOVERNMENT DEGREE COLLEGE FOR WOMEN (A), KAKINADA

DEPARTMENT OF COMMERCE

CO_PO MAPPING ATTAINMENT FOR THE ADMITTED BATCH 2021-22

B.COM GENERAL

I SEMESTER

Course	No. of Students attended	No. of Students attained			Attainment		
		DA	IA	FA	CO_DA_CCAA	CO_IA_MSA	CO_FA
FA	102	100	102	75	1.0	1.0	0.7
BOM	102	100	102	72	1.0	1.0	0.7
BE	102	100	102	92	1.0	1.0	0.9
TEL	85	84	85	53	1.0	1.0	0.6
SAN	13	13	13	10	1.0	1.0	0.8
HIN	4	4	4	3	1.0	1.0	0.8
ENG	102	100	102	44	1.0	1.0	0.4

B.Com General DA CCAA Assessment Attainment																							
FA			BOM			BE			ENG			TEL			SAN			HIN			Attainme		
SEMI	PO	Weighed	SEMI	PO	Weighed	SEMI	PO	Weighed	SEMI	PO	Weighed	SEMI	PO	Weighed	SEMI	PO	Weighed	SEMI	PO	Weighed	Weighte	Weighte	Weighte
	Attainme	product		Attainme	product		Attainme	product		Attainme	product		Attainme	product		Attainme	product		Attainme	product	d Sum	d Sum	d Average
1	2	3	4	5	6	7	8	9	10	11	12	13	14	15	16	17	18	19	20	21	22	23	24
2.2	1.0	2.2	2.8	1.0	2.8	2.8	1.0	2.8	1.8	1	1.8	2	1	2	2.5	1.0	2.5	2.5	1.0	2.5	16.6	16.6	1.0
2.5	1.0	2.5	2.6	1.0	2.6	2.3	1.0	2.3	2.3	1	2.3	2.8	1	2.8	2.5	1.0	2.5	2.8	1.0	2.8	17.8	17.8	1.0
2.4	1.0	2.4	2.6	1.0	2.6	2.2	1.0	2.2	2.1	1	2.1	1	1	1	2.3	1.0	2.3	2.6	1.0	2.6	15.1	15.1	1.0
2.2	1.0	2.2	1.6	1.0	1.6	2.6	1.0	2.6	2.5	1	2.5	2.6	1	2.6	1.8	1.0	1.8	2.5	1.0	2.5	15.8	15.7	1.0
1.6	1.0	1.6	2.0	1.0	2.0	2.4	1.0	2.4	2.5	1	2.5	3	1	3	2.5	1.0	2.5	2.6	1.0	2.6	16.6	16.6	1.0

B.Com Gen - IA MSA Assessment Attainment																							
FA			BOM			BE			ENG			TEL			SAN			HIN			Attainme		
SEMI	PO	Weighed	SEMI	PO	Weighed	SEMI	PO	Weighed	SEMI	PO	Weighed	SEMI	PO	Weighed	SEMI	PO	Weighed	SEMI	PO	Weighed	Weighte	Weighte	Weighte
	Attainme	product		Attainme	product		Attainme	product		Attainme	product		Attainme	product		Attainme	product		Attainme	product	d Sum	d Sum	d Average
1	2	3	4	5	6	7	8	9	10	11	12	13	14	15	16	17	18	19	20	21	22	23	24
2.2	1	2.2	2.8	1	2.80	2.8	1	2.80	1.8	1	1.8	2	1	2	2.5	1	2.50	2.5	1	2.50	16.60	14.10	0.85
2.5	1	2.5	2.6	1	2.60	2.3	1	2.33	2.3	1	2.3	2.8	1	2.8	2.5	1	2.50	2.8	1	2.80	17.83	15.33	0.86
2.4	1	2.4	2.6	1	2.60	2.2	1	2.17	2.1	1	2.1	1	1	1	2.3	1	2.25	2.6	1	2.60	15.12	12.87	0.85
2.2	1	2.2	1.6	1	1.60	2.6	1	2.60	2.5	1	2.5	2.6	1	2.6	1.8	1	1.75	2.5	1	2.50	15.75	14.00	0.89
1.6	1	1.6	2	1	2.00	2.4	1	2.40	2.5	1	2.5	3	1	3	2.5	1	2.50	2.6	1	2.60	16.60	14.10	0.85

B.Com Gen - FA Assessment Attainment

FA			BOM			BE 1			ENG			TEL			SAN			HIN		Attainment				
SEMI	PO Attainment	Weighed product	SEMI	PO Attainment	Weighed product	SEMI	PO Attainment	Weighed product	SEMI	PO Attainment	Weighed product	SEMI	PO Attainment	Weighed product	SEMI	PO Attainment	Weighed product	SEMI	PO Attainment	Weighed product	Weighted Sum	Weighted Sum	Weighted Average	
1	2	3	4	5	6	7	8	9	10	11	12	13	14	15	16	17	18	19	20	21	22	23	24	
2.2	0.7	1.45	2.8	0.7	1.96	2.8	0.9	2.52	1.8	0.9	1.62	2	0.68	1.36	2.5	0.88	2.20	2.5	0.67	1.68	16.60	12.79	0.77	
2.5	0.7	1.65	2.6	0.7	1.82	2.3	0.9	2.10	2.3	0.9	2.07	2.8	0.68	1.9	2.5	0.88	2.20	2.8	0.67	1.88	17.83	13.61	0.76	
2.4	0.7	1.58	2.6	0.7	1.82	2.2	0.9	1.95	2.1	0.9	1.89	1	0.68	0.68	2.3	0.88	1.98	2.6	0.67	1.74	15.12	11.65	0.77	
2.2	0.7	1.45	1.6	0.7	1.12	2.6	0.9	2.34	2.5	0.9	2.25	2.6	0.68	1.76	1.8	0.88	1.54	2.5	0.67	1.68	15.75	12.14	0.77	
1.6	0.7	1.06	2	0.7	1.40	2.4	0.9	2.16	2.5	0.9	2.25	3	0.68	2.04	2.5	0.88	2.20	2.6	0.67	1.74	16.60	12.85	0.77	

II SEMESTER

Course	No. of Students attended	No. of Students attained			Attainment		
		DA	IA	FA	CO_DA_CCAA	CO_IA_MSA	CO_FA
FA	94	94	94	86	1	1	0.91
BE	94	94	94	90	1	1	0.96
BTP	94	94	94	89	1	1	0.95
TEL	78	78	78	67	1	1	0.86
SAN	13	13	13	9	1	1	0.69
HIN	3	3	3	3	1	1	1
ENG	94	94	94	86	1	1	0.9

B.Com General DA CCAA Assessment Attainment																							
FA			BE			BTP			ENG			TEL			SAN			HIN			Attainment		
SEM II	PO Attainment	Weighed product	SEM II	PO Attainment	Weighed product	SEM II	PO Attainment	Weighed product	SEM II	PO Attainment	Weighed product	SEM II	PO Attainment	Weighed product	SEM II	PO Attainment	Weighed product	SEM II	PO Attainment	Weighed product	Weighted Sum	Weighted Sum	Weighted Average
1	2	3	4	5	6	7	8	9	10	11	12	13	14	15	16	17	18	19	20	21	22	23	24
2.6	1	2.6	2.4	1	2.40	2	1	2.0	2.3	1	2.3	2.2	1	2.2	2.5	1	2.5	2.5	1	2.5	16.5	16.5	1.00
2.6	1	2.6	2	1	2.00	1.67	1	1.7	2.1	1	2.1	1.8	1	1.8	3.5	1	3.5	2.3	1	2.3	16.0	16.0	1.00
3	1	3.0	2.5	1	2.50	2.33	1	2.3	2.3	1	2.3	1	1	1	1	1	1.0	2.3	1	2.3	14.4	14.4	1.00
1.5	1	1.5	1.6	1	1.60	1.8	1	1.8	1.8	1	1.8	2.8	1	2.8	1.5	1	1.5	2.5	1	2.5	13.5	13.5	1.00
1.8	1	1.8	2.4	1	2.40	3	1	3.0	2.1	1	2.1	3	1	3	2.75	1	2.8	2.3	1	2.3	17.4	17.4	1.00

B.Com Gen - IA MSA Assessment Attainment																							
FA			BE			BTP			ENG			TEL			SAN			HIN			Attainment		
SEM II	PO Attainment	Weighed product	SEM II	PO Attainment	Weighed product	SEM II	PO Attainment	Weighed product	SEM II	PO Attainment	Weighed product	SEM II	PO Attainment	Weighed product	SEM II	PO Attainment	Weighed product	SEM II	PO Attainment	Weighed product	Weighted Sum	Weighted Sum	Weighted Average
1	2	3	4	5	6	7	8	9	10	11	12	13	14	15	16	17	18	19	20	21	22	23	24
2.6	1	2.6	2.4	1	2.40	3	1	3.0	2.3	1	2.3	2.2	1	2.2	2.5	1	2.5	2.5	1	2.5	17.5	17.5	1
2.6	1	2.6	2	1	2.00	2.33	1	2.3	2.1	1	2.1	1.8	1	1.8	3.5	1	3.5	2.3	1	2.3	16.6	16.6	1
3	1	3.0	2.5	1	2.50	2	1	2.0	2.3	1	2.3	1	1	1	1	1	1.0	2.3	1	2.3	14.1	14.1	1
1.5	1	1.5	1.6	1	1.60	2.33	1	2.3	1.8	1	1.8	2.8	1	2.8	1.5	1	1.5	2.5	1	2.5	14.0	14.0	1
1.8	1	1.8	2.4	1	2.40	1.67	1	1.7	2.1	1	2.1	3	1	3	2.75	1	2.8	2.3	1	2.3	16.0	16.0	1

B.Com Gen - FA Assessment Attainment

FA			BE			BTP			ENG			TEL			SAN			HIN			Attainment		
SEM II	PO Attainment	Weighed product	SEM II	PO Attainment	Weighed product	SEM II	PO Attainment	Weighed product	SEM II	PO Attainment	Weighed product	SEM II	PO Attainment	Weighed product	SEM II	PO Attainment	Weighed product	SEM II	PO Attainment	Weighed product	Weighted Sum	Weighted Sum	Weighted Average
1	2	3	4	5	6	7	8	9	10	11	12	13	14	15	16	17	18	19	20	21	22	23	24
2.6	0.91	2.4	2.4	0.96	2.30	3	0.95	2.9	2.3	0.9	2.07	2.2	0.87	1.91	2.5	0.69	1.7	2.5	1	2.5	17.5	15.7	0.90
2.6	0.91	2.4	2	0.96	1.92	2.33	0.95	2.2	2.1	0.9	1.89	1.8	0.87	1.56	3.5	0.69	2.4	2.3	1	2.3	16.6	14.7	0.88
3	0.91	2.7	2.5	0.96	2.40	2.17	0.95	2.1	2.3	0.9	2.07	1	0.87	0.87	1	0.69	0.7	2.3	1	2.3	14.3	13.1	1
1.5	0.91	1.4	1.6	0.96	1.54	2.6	0.95	2.5	1.8	0.9	1.62	2.8	0.87	2.43	1.5	0.69	1.0	2.5	1	2.5	14.3	13.0	0.91
1.8	0.91	1.6	2.4	0.96	2.30	2.4	0.95	2.3	2.1	0.9	1.89	3	0.87	2.61	2.75	0.69	1.9	2.3	1	2.3	16.8	14.9	0.89

III SEMESTER

Course	No. of Students attended	No. of Students attained			Attainment		
		DA	IA	FA	CO_DA_CCAA	CO_IA_MSA	CO_FA
AA	91	91	91	76	1	1	0.84
BS	91	91	91	51	1	1	0.56
MRK	91	91	91	88	1	1	0.97
TEL	76	76	76	69	0.98	1	0.74
SAN	12	12	12	12	1	1	1
HIN	3	3	3	3	1	1	1
ENG	91	91	91	90	1.00	1.0	0.99

B.Com General DA CCAA Assessment Attainment																											
Advanced Accounting		Business Statistics					Marketing			ENG				TEL				SAN				HIN		Weighted sum of			
SEM III	PO Attainment	Weighted product	SEM III	PO Attainment	Weighted product	SEM III	PO Attainment	Weighted product	SEM III	PO Attainment	Weighted product	SEM III	PO Attainment	Weighted product	SEM III	PO Attainment	Weighted product	SEM III	PO Attainment	Weighted product	SEM III	PO Attainment	Weighted product	Weighted Sum	Weighted Sum	Weighted Average	
1	2	3	4	5	6	7	8	9	10	11	12	13	14	15	16	17	18	19	20	21	22	23	24				
2.6	1	2.6	3	1	3.00	2.6	1	2.60	2.5	1	2.5	2.2	1	2.2	4	1	4.00	2.5	1	2.5	19.4	19.40	1.00				
2.4	1	2.4	2.8	1	2.80	2.8	1	2.75	2.6	1	2.6	2.8	1	2.8	4	1	4.00	2.3	1	2.3	19.65	19.65	1.00				
3	1	3.0	3	1	3.00	1.3	1	1.33	2.5	1	2.5	1	1	1	2	1	2.00	2.3	1	2.3	15.13	15.13	1.00				
1.6	1	1.6	2	1	2.00	2.8	1	2.80	2.3	1	2.3	2.8	1	2.8	2.5	1	2.50	2.5	1	2.5	16.5	16.50	1.00				
2.2	1	2.2	2.6	1	2.60	3.0	1	3.00	2.6	1	2.6	3	1	3	3.5	1	3.50	2.3	1	2.3	19.2	19.20	1.00				

B.Com Gen - IA MSA Assessment Attainment																											
Corporate Accounting		Business Statistics					Marketing			ENG				TEL				SAN				HIN		Weighted sum of			
SEM III	PO Attainment	Weighted product	SEM III	PO Attainment	Weighted product	SEM III	PO Attainment	Weighted product	SEM III	PO Attainment	Weighted product	SEM III	PO Attainment	Weighted product	SEM III	PO Attainment	Weighted product	SEM III	PO Attainment	Weighted product	SEM III	PO Attainment	Weighted product	Weighted Sum	Weighted Sum	Weighted Average	
1	2	3	4	5	6	7	8	9	10	11	12	13	14	15	16	17	18	19	20	21	22	23	24				
2.6	1	2.6	3	1	3.00	2.6	1	2.60	2.5	1	2.5	2.2	0.81	1.78	4	1	4	2.5	1	2.5	19.4	18.98	0.98				
2.4	1	2.4	2.8	1	2.80	2.8	1	2.75	2.6	1	2.6	2.8	0.81	2.26	4	1	4	2.3	1	2.3	19.65	19.11	0.97				
3	1	3	3	1	3.00	1.3	1	1.33	2.5	1	2.5	1	0.81	0.87	2	1	2	2.3	1	2.3	15.13	15.00	0.99				
1.6	1	1.6	2	1	2.00	2.8	1	2.80	2.3	1	2.3	2.8	0.81	2.26	2.5	1	2.5	2.5	1	2.5	16.5	15.96	0.97				
2.2	1	2.2	2.6	1	2.60	3.0	1	3.00	2.6	1	2.6	3	0.81	2.43	3.5	1	3.5	2.3	1	2.3	19.2	18.63	0.97				

B.Com Gen - FA Assessment Attainment																							
Corporate Accountng		Business Statistics				Marketing			ENG			TEL		SAN			HIN		Weighted sum of				
SEM III	PO Attainment	Weighed product	SEM III	PO Attainment	Weighed product	SEM III	PO Attainment	Weighed product	SEM III	PO Attainment	Weighed product	SEM III	PO Attainment	Weighed product	SEM III	PO Attainment	Weighed product	SEM III	PO Attainment	Weighed product	Weighted Sum	Weighted Sum	Weighted Average
1	2	3	4	5	6	7	8	9	10	11	12	13	14	15	16	17	18	19	20	21	22	23	24
2.6	0.84	2.18	3	0.56	1.68	2.6	0.97	2.52	2.5	0.9	2.25	2.2	1	2.20	4	0.92	3.68	2.5	1	2.5	19.4	17.02	0.88
2.4	0.84	2.02	2.8	0.56	1.57	2.8	0.97	2.67	2.6	0.9	2.34	2.8	1	2.80	4	0.92	3.68	2.3	1	2.3	19.65	17.37	0.88
3	0.84	2.52	3	0.56	1.68	1.3	0.97	1.29	2.5	0.9	2.25	1	1	1.00	2	0.92	1.84	2.3	1	2.3	15.13	12.88	0.85
1.6	0.84	1.34	2	0.56	1.12	2.8	0.97	2.72	2.3	0.9	2.07	2.8	1	2.80	2.5	0.92	2.30	2.5	1	2.5	16.5	14.85	0.90
2.2	0.84	1.85	2.6	0.56	1.46	3.0	0.97	2.91	2.6	0.9	2.34	3	1	3.00	3.5	0.92	3.22	2.3	1	2.3	19.2	17.07	0.89

IV SEMESTER

Course	No. of Students attended	No. of Students attained			Attainment		
		DA	IA	FA	CO_DA_C CAA	CO_IA_M SA	CO_FA
CA	87	87	87	86	1	1	1
CMA	87	87	87	49	1	1	0.6
BL	87	87	87	79	1	1	0.9
IT	87	87	87	83	1	1	1
AUD	87	87	87	85	1	1	1
GST	87	87	87	87	1	1	1

B.Com General DA CCAA Assessment Attainment																				
CA			BL			IT			CMA			AUD			GST			Attainment		
SEM IV	PO Attainment	Weighed product	SEM IV	PO Attainment	Weighed product	SEM IV	PO Attainment	Weighed product	SEM IV	PO Attainment	Weighed product	SEM IV	PO Attainment	Weighed product	SEM IV	PO Attainment	Weighed product	Weighted Sum	Weighted Sum	Weighted Average
1	2	3	4	5	6	7	8	9	10	11	12	13	14	15	16	17	18	19	20	21
2	1	2.40	2	1	2.40	3	1	3	2.60	1	2.60	2.60	1	2.60	2.40	1.0	2.4	15.40	15.40	1.00
2	1	2.40	3	1	2.50	1.60	1	1.60	2.00	1	2.00	2	1	2	2.50	1.0	2.5	13.00	13.00	1.00
3	1	2.80	2	1	2	3	1	3	2.80	1	2.80	3	1	3	2.60	1.0	2.6	16.20	16.20	1.00
2	1	2.33	2.25	1	2.25	2	1	2	2.20	1	2.20	1.80	1	1.80	2.40	1.0	2.4	12.98	12.98	1.00
2	1	1.75	1.40	1	1.40	2	1	2	1.60	1	1.60	2	1	2	1.60	1.0	1.6	10.75	10.75	1.00

B.Com Gen - IA MSA Assessment Attainment																				
CA			BL			IT			CMA			AUD			GST			Attainment		
SEM IV	PO Attainment	Weighed product	SEM IV	PO Attainment	Weighed product	SEM IV	PO Attainment	Weighed product	SEM IV	PO Attainment	Weighed product	SEM IV	PO Attainment	Weighed product	SEM IV	PO Attainment	Weighed product	Weighted Sum	Weighted Sum	Weighted Average
1	2	3	4	5	6	7	8	9	10	11	12	13	14	15	16	17	18	19	20	21
2.40	1.00	2.40	2.40	1.00	2.40	3.00	1.00	3.00	2.60	1.00	2.60	2.60	1.00	2.60	2.40	1.00	2.40	15.40	15.40	1.00
2.40	1.00	2.40	2.50	1.00	2.50	1.60	1.00	1.60	2.00	1.00	2.00	2.00	1.00	2.00	2.50	1.00	2.50	13.00	13.00	1.00
2.80	1.00	2.80	2.00	1.00	2.00	3.00	1.00	3.00	2.80	1.00	2.80	3.00	1.00	3.00	2.60	1.00	2.60	16.20	16.20	1.00
2.33	1.00	2.33	2.25	1.00	2.25	2.00	1.00	2.00	2.20	1.00	2.20	1.80	1.00	1.80	2.40	1.00	2.40	12.98	12.98	1.00
1.75	1.00	1.75	1.40	1.00	1.40	2.40	1.00	2.40	1.60	1.00	1.60	2.00	1.00	2.00	1.60	1.00	1.60	10.75	10.75	1.00

B.Com Gen - FA Assessment Attainment

B.Com Gen - FA Assessment Attainment																				
CA			BL			IT			CMA			AUD			GST			Attainment		
SEM IV	PO Attainment	Weighed product	SEM IV	PO Attainment	Weighed product	SEM IV	PO Attainment	Weighed product	SEM IV	PO Attainment	Weighed product	SEM IV	PO Attainment	Weighed product	SEM IV	PO Attainment	Weighed product	Weighted Sum	Weighted Sum	Weighted Average
1	2	3	4	5	6	7	8	9	10	11	12	13	14	15	16	17	18	19	20	21
2.40	0.99	2.38	2.40	0.91	2.18	3.00	0.95	2.85	2.83	0.56	1.58	2.60	0.98	2.55	2.40	1.00	2.40	15.63	13.94	0.89
2.40	0.99	2.38	2.50	0.91	2.28	1.60	0.95	1.52	2.00	0.56	1.12	2.00	0.98	1.96	2.50	1.00	2.50	13.00	11.75	0.90
2.80	0.99	2.77	2.00	0.91	1.82	3.00	0.95	2.85	3.00	0.56	1.68	3.00	0.98	2.94	2.60	1.00	2.60	16.40	14.66	0.89
2.33	0.99	2.31	2.25	0.91	2.05	2.00	0.95	1.90	1.50	0.56	0.84	1.80	0.98	1.76	2.40	1.00	2.40	12.28	11.26	0.92
1.75	0.99	1.73	1.40	0.91	1.27	2.40	0.95	2.28	1.67	0.56	0.94	2.00	0.98	1.96	1.60	1.00	1.60	10.82	9.78	0.90

V SEMESTER

Course	No. of Students attended	No. of Students attained			Attainment		
		DA	IA	FA	CO_DA_C CAA	CO_IA_M SA	CO_FA
MAP	86	86	86	85	1.00	1.00	0.99
CCT	86	86	86	86	1.00	1.00	1.00
LIP	86	86	86	86	1.00	1.00	1.00
GIP	86	86	86	86	1.00	1.00	1.00
DM	86	86	86	85	1.00	1.00	0.99
SM	86	86	86	84	1.00	1.00	0.98

B.Com General DA CCAA Assessment Attainment																				
MAP			CCT			LIP			GIP			DM			SM		Weighted sum of			
SEM V	PO Attainment	Weighed product	SEM V	PO Attainment	Weighed product	SEM V	PO Attainment	Weighed product	SEM V	PO Attainment	Weighed product	SEM V	PO Attainment	Weighed product	SEM V	PO Attainment	Weighed product	Weighted Sum	Weighted Sum	Weighted Average
1	2	3	4	5	6	7	8	9	10	11	12	13	14	15	16	17	18	19	20	21
2.8	1	2.8	3	1	3.00	2.8	1	2.8	2.6	1	2.6	2.8	1	2.8	2.8	1	2.8	16.8	16.80	1.00
2.8	1	2.75	3	1	3.00	2.6	1	2.6	2.5	1	2.5	2.75	1	2.75	2.5	1	2.5	16.1	16.10	1.00
2.2	1	2.2	1.3	1	1.30	2	1	2	1.5	1	1.5	2	1	2	1.5	1	1.5	10.5	10.50	1.00
2.2	1	2.2	2.3	1	2.30	2.2	1	2.2	2.5	1	2.5	2.6	1	2.6	2.4	1	2.4	14.2	14.20	1.00
2.8	1	2.75	2	1	2.00	2.5	1	2.5	2.5	1	2.5	2.8	1	2.8	2.5	1	2.5	15.1	15.05	1.00

B.Com Gen - FA Assessment Attainment																				
MAP			CCT			LIP			GIP			DM			SM		Weighted sum of			
SEM V	PO Attainment	Weighed product	SEM V	PO Attainment	Weighed product	SEM V	PO Attainment	Weighed product	SEM V	PO Attainment	Weighed product	SEM V	PO Attainment	Weighed product	SEM V	PO Attainment	Weighed product	Weighted Sum	Weighted Sum	Weighted Average
1	2	3	4	5	6	7	8	9	10	11	12	13	14	15	16	17	18	19	20	21
2.8	1.0	2.8	3.0	1.0	3.0	2.8	1.0	2.8	2.6	1.0	2.6	2.8	1.0	2.8	2.8	1.0	2.7	16.8	16.7	1.0
2.8	1.0	2.7	3.0	1.0	3.0	2.6	1.0	2.6	2.5	1.0	2.5	2.8	1.0	2.7	2.5	1.0	2.5	16.1	16.0	1.0
2.2	1.0	2.2	1.3	1.0	1.3	2.0	1.0	2.0	1.5	1.0	1.5	2.0	1.0	2.0	1.5	1.0	1.5	10.5	10.4	1.0
2.2	1.0	2.2	2.3	1.0	2.3	2.2	1.0	2.2	2.5	1.0	2.5	2.6	1.0	2.6	2.4	1.0	2.4	14.2	14.1	1.0
2.8	1.0	2.7	2.0	1.0	2.0	2.5	1.0	2.5	2.5	1.0	2.5	2.8	1.0	2.8	2.5	1.0	2.5	15.1	14.9	1.0

B.Com Gen - IA MSA Assessment Attainment																				
MAP			CCT			LIP			GIP			DM			SM		Weighted sum of			
SEM V	PO Attainment	Weighed product	SEM V	PO Attainment	Weighed product	SEM V	PO Attainment	Weighed product	SEM V	PO Attainment	Weighed product	SEM V	PO Attainment	Weighed product	SEM V	PO Attainment	Weighed product	Weighted Sum	Weighted Sum	Weighted Average
1	2	3	4	5	6	7	8	9	10	11	12	13	14	15	16	17	18	19	20	21
2.8	1	2.8	3	1	3.00	2.8	1	2.8	2.6	1	2.6	2.8	1	2.8	2.8	1	2.8	16.8	16.80	1.00
2.8	1	2.75	3	1	3.00	2.6	1	2.6	2.5	1	2.5	2.75	1	2.75	2.5	1	2.5	16.1	16.10	1.00
2.2	1	2.2	1.3	1	1.30	2	1	2	1.5	1	1.5	2	1	2	1.5	1	1.5	10.5	10.50	1.00
2.2	1	2.2	2.3	1	2.30	2.2	1	2.2	2.5	1	2.5	2.6	1	2.6	2.4	1	2.4	14.2	14.20	1.00
2.8	1	2.75	2	1	2.00	2.5	1	2.5	2.5	1	2.5	2.8	1	2.8	2.5	1	2.5	15.1	15.05	1.00

Co-Circular Activities attainment (CCAA) Attainment for 2021-2022 Admitted Batch							
PO's	Sum of weighted product/ weighted sum of Pos sem- 1	Sum of weighted product/ weighted sum of Pos sem-2	Sum of weighted product/ weighted sum of Pos sem-3	Sum of weighted product/ weighted sum of Pos sem-4	Sum of weighted product/ weighted sum of Pos sem 5	Average of PO's	attained %
PO1	1.0	1.00	1.00	1.00	1.00	1.0	100
PO2	1.0	1.00	1.00	1.00	1.00	1.0	100
PO3	1.0	1.00	1.00	1.00	1.00	1.0	100
PO4	1.0	1.00	1.00	1.00	1.00	1.0	100
PO5	1.0	1.00	1.00	1.00	1.00	1.0	100

Mid Semester Attainment for 2021-2022 Admitted Batch							
PO's	Sum of weighted product/ weighted sum of Pos sem- 1	Sum of weighted product/ weighted sum of Pos sem-2	Sum of weighted product/ weighted sum of Pos sem-3	Sum of weighted product/ weighted sum of Pos sem-4	Sum of weighted product/ weighted sum of Pos sem 5	Average of PO's	attained %
PO1	0.85	1.00	0.98	1.00	1.00	0.966	96.6
PO2	0.86	1.00	0.97	1.00	1.00	0.966	96.6
PO3	0.85	1.00	0.99	1.00	1.00	0.969	96.9
PO4	0.89	1.00	0.97	1.00	1.00	0.971	97.1
PO5	0.85	1.00	0.97	1.00	1.00	0.964	96.4

Final Attainment for 2021-2022 Admitted Batch							
PO's	Sum of weighted product/ weighted sum of Pos sem- 1	Sum of weighted product/ weighted sum of Pos sem-2	Sum of weighted product/ weighted sum of Pos sem-3	Sum of weighted product/ weighted sum of Pos sem-4	Sum of weighted product/ weighted sum of Pos sem 5	Average of PO's	attained %
PO1	0.77	0.90	0.88	0.89	1.00	0.89	89
PO2	0.76	0.88	0.88	0.90	1.00	0.89	89
PO3	0.77	1	0.85	0.89	1.00	0.89	89
PO4	0.77	0.91	0.90	0.92	1.00	0.90	90
PO5	0.77	0.89	0.89	0.90	1.00	0.89	89

B.COM COMPUTER APPLICATIONS

I SEMESTER

Course	No. of Students	No. of Students attained			Attainment		
		DA	IA	FA	CO_DA_CCAA	CO_IA_MSA	CO_FA
FA	35	35	35	34	1.0	1.0	1.0
BOM	35	35	35	35	1.0	1.0	1.0
IT	35	32	35	34	0.9	1.0	1.0
TEL	27	27	27	27	1.0	1.0	1.0
SAN	7	7	7	7	1.0	1.0	1.0
HIN	1	1	1	1	1.0	1.0	1.0
ENG	35	35	35	34	1.0	1.0	1.0

B.Com CA DA CCAA Assessment Attainment																							
FA			BOM			IT			ENG			TEL			SAN			HIN			Attainment		
SEM I	PO Attainment	Weighed product	SEM I	PO Attainment	Weighed product	SEM I	PO Attainment	Weighed product	SEM I	PO Attainment	Weighed product	SEM I	PO Attainment	Weighed product	SEM I	PO Attainment	Weighed product	SEM I	PO Attainment	Weighed product	Weighted Sum	Weighted Sum	Weighted Average
1	2	3	4	5	6	7	8	9	10	11	12	13	14	15	16	17	18	19	20	21	22	23	24
2.2	1	2.2	2.8	1	2.80	2.4	0.91	2.18	1.8	1	1.8	2.2	1	2.20	2.5	1	2.50	2.5	1	2.50	16.4	16.18	0.986585
2.5	1	2.5	2.6	1	2.60	2	0.91	1.82	2.3	1	2.3	2.8	1	2.80	2.5	1	2.50	2.8	1	2.80	17.5	17.32	0.989714
2.4	1	2.4	2.6	1	2.60	2.2	0.91	2	2.1	1	2.1	1.0	1	1.00	2.3	1	2.25	2.6	1	2.60	15.2	14.95	0.986799
2.2	1	2.2	1.6	1	1.60	1.8	0.91	1.63	2.5	1	2.5	2.8	1	2.80	1.8	1	1.75	2.5	1	2.50	15.2	14.98	0.988779
1.6	1	1.6	2	1	2.00	1.2	0.91	1.09	2.5	1	2.5	3.0	1	3.00	2.5	1	2.50	2.6	1	2.60	15.4	15.29	0.992857

B.ComCA - IA MSA Assessment Attainment																							
FA			BOM			IT			ENG			TEL			SAN			HIN			Attainment		
SEM I	PO Attainment	Weighed product	SEM I	PO Attainment	Weighed product	SEM I	PO Attainment	Weighed product	SEM I	PO Attainment	Weighed product	SEM I	PO Attainment	Weighed product	SEM I	PO Attainment	Weighed product	SEM I	PO Attainment	Weighed product	Weighted Sum	Weighted Sum	Weighted Average
1	2	3	4	5	6	7	8	9	10	11	12	13	14	15	16	17	18	19	20	21	22	23	24
2.2	1	2.2	2.8	1	2.80	2.4	1	2.4	1.8	1	1.8	2.2	1	2.20	2.5	1	2.50	2.5	1	2.50	16.4	16.40	1
2.5	1	2.5	2.6	1	2.60	2	1	2	2.3	1	2.3	2.8	1	2.80	2.5	1	2.50	2.8	1	2.80	17.5	17.50	1
2.4	1	2.4	2.6	1	2.60	2.2	1	2.2	2.1	1	2.1	1.0	1	1.00	2.3	1	2.25	2.6	1	2.60	15.2	15.15	1
2.2	1	2.2	1.6	1	1.60	1.8	1	1.8	2.5	1	2.5	2.8	1	2.80	1.8	1	1.75	2.5	1	2.50	15.2	15.15	1
1.6	1	1.6	2	1	2.00	1.2	1	1.2	2.5	1	2.5	3.0	1	3.00	2.5	1	2.50	2.6	1	2.60	15.4	15.40	1

B.Com CA - FA Assessment Attainment																							
FA			BOM			IT			ENG			TEL			SAN			HIN			Attainment		
SEM I	PO Attainment	Weighed product	SEM I	PO Attainment	Weighed product	SEM I	PO Attainment	Weighed product	SEM I	PO Attainment	Weighed product	SEM I	PO Attainment	Weighed product	SEM I	PO Attainment	Weighed product	SEM I	PO Attainment	Weighed product	Weighted Sum	Weighted Sum	Weighted Average
1	2	3	4	5	6	7	8	9	10	11	12	13	14	15	16	17	18	19	20	21	22	23	24
2.2	1	2.2	2.8	1	2.80	2.4	1	2.4	1.8	0.8	1.44	2.2	0.94	2.07	2.5	1	2.50	2.5	1	2.50	16.4	15.91	0.97
2.5	1	2.5	2.6	1	2.60	2	1	2	2.3	0.8	1.84	2.8	0.94	2.63	2.5	1	2.50	2.8	1	2.80	17.5	16.87	0.964114
2.4	1	2.4	2.6	1	2.60	2.2	1	2.2	2.1	0.8	1.68	1.0	0.94	0.94	2.3	1	2.25	2.6	1	2.60	15.2	14.67	0.968317
2.2	1	2.2	1.6	1	1.60	1.8	1	1.8	2.5	0.8	2	2.8	0.94	2.63	1.8	1	1.75	2.5	1	2.50	15.2	14.48	0.955908
1.6	1	1.6	2	1	2.00	1.2	1	1.2	2.5	0.8	2	3.0	0.94	2.82	2.5	1	2.50	2.6	1	2.60	15.4	14.72	0.955844

II SEMESTER

Course	No. of Students	No. of Students attained			Attainment		
		DA	IA	FA	CO_DA_CCAA	CO_IA_MSA	CO_FA
FA	33	33	33	33	1.0	1.00	1.00
BE	33	33	33	33	1.0	1.0	1.0
E COM	33	32	33	33	0.97	1	1
TEL	25	25	25	25	1	1	1
SAN	8	8	8	8	1	1	1
HIN	1	1	1	1	1	1	1
ENG	33	33	33	33	1	1	1

B.Com CA DA CCAA Assessment Attainment																							
FA			BE			E COM			ENG			TEL			SAN			HIN			Attainment		
SEM II	PO Attainment	Weighed product	SEM II	PO Attainment	Weighed product	SEM II	PO Attainment	Weighed product	SEM II	PO Attainment	Weighed product	SEM II	PO Attainment	Weighed product	SEM II	PO Attainment	Weighed product	SEM II	PO Attainment	Weighed product	Weighted Sum	Weighted Sum	Weighted Average
1	2	3	4	5	6	7	8	9	10	11	12	13	14	15	16	17	18	19	20	21	22	23	24
2.6	1	2.6	2.4	1.00	2.40	2.4	0.97	2.33	2.3	1	2.3	2.2	1	2.2	2.5	1	2.5	2.5	1	2.5	16.9	16.83	0.995858
2.6	1	2.6	2	1.00	2.00	1.4	0.97	1.358	2.1	1	2.1	1.8	1	1.8	3.5	1	3.5	2.3	1	2.3	15.7	15.66	0.997325
3	1	3.0	2.5	1.00	2.50	1.8	0.97	1.36	2.3	1	2.3	1	1	1.0	1	1	1	2.3	1	2.3	13.9	13.46	0.968345
1.5	1	1.5	1.6	1.00	1.60	0.8	0.97	0.78	1.8	1	1.8	2.8	1	2.8	1.5	1	1.5	2.5	1	2.5	12.5	12.48	0.9984
1.8	1	1.8	2.4	1.00	2.40	1	0.97	0.97	2.1	1	2.1	3	1	3.0	2.75	1	2.75	2.3	1	2.3	15.4	15.32	0.998046

B.ComCA - IA MSA Assessment Attainment																							
FA			BE			E COM			ENG			TEL			SAN			HIN			Attainment		
SEM II	PO Attain	Weighed p	SEM II	PO Attain	Weighed p	SEM II	PO Attain	Weighed p	SEM II	PO Attain	Weighed p	SEM II	PO Attain	Weighed p	SEM II	PO Attain	Weighed p	SEM II	PO Attain	Weighed p	Weighted	Weighted	Weighted
1	2	3	4	5	6	7	8	9	10	11	12	13	14	15	16	17	18	19	20	21	22	23	24
2.6	1	2.6	2.4	1	2.40	2.4	1	2.4	2.3	1	2.3	2.2	1	2.2	2.5	1	2.5	2.5	1	2.5	16.9	16.9	1
2.6	1	2.6	2	1	2.00	1.4	1	1.4	2.1	1	2.1	1.8	1	1.8	3.5	1	3.5	2.3	1	2.3	15.7	15.7	1
3	1	3.0	2.5	1	2.50	1.8	1	1.8	2.3	1	2.3	1	1	1.0	1	1	1	2.3	1	2.3	13.9	13.9	1
1.5	1	1.5	1.6	1	1.60	0.8	1	0.8	1.8	1	1.8	2.8	1	2.8	1.5	1	1.5	2.5	1	2.5	12.5	12.5	1
1.8	1	1.8	2.4	1	2.40	1	1	1	2.1	1	2.1	3	1	3.0	2.75	1	2.75	2.3	1	2.3	15.4	15.4	1

B.Com CA - FA Assessment Attainment																							
FA			BE			E COM			ENG			TEL			SAN			HIN			Attainment		
SEM II	PO Attainme	Weighed product	SEM II	PO Attainme	Weighed product	SEM II	PO Attainme	Weighed product	SEM II	PO Attainme	Weighed product	SEM II	PO Attainme	Weighed product	SEM II	PO Attainme	Weighed product	SEM II	PO Attainme	Weighed product	Weighted Sum	Weighted Sum	Weighted Average
1	2	3	4	5	6	7	8	9	10	11	12	13	14	15	16	17	18	19	20	21	22	23	24
2.6	1	2.6	2.4	1	2.40	2.4	1	2.4	2.3	1	2.3	2.2	1	2.2	2.5	1	1.05	2.5	1	2.5	16.9	15.45	0.914201
2.6	1	2.6	2	1	2.00	1.4	1	1.4	2.1	1	2.1	1.8	1	1.8	3.5	1	1.47	2.3	1	2.3	15.7	13.67	0.870701
3	1	3.0	2.5	1	2.50	1.8	1	1.8	2.3	1	2.3	1	1	1.0	1	1	0.42	2.3	1	2.3	13.9	13.32	0.958273
1.5	1	1.5	1.6	1	1.60	0.8	1	0.8	1.8	1	1.8	2.8	1	2.8	1.5	1	0.63	2.5	1	2.5	12.5	11.63	0.9304
1.8	1	1.8	2.4	1	2.40	1	1	1	2.1	1	2.1	3	1	3.0	2.75	1	1.15	2.3	1	2.3	15.4	13.75	0.895765

III SEMESTER

Course	No. of Students attended	No. of Students attained			Attainment		
		DA	IA	FA	CO_DA_CCAA	CO_IA_MSA	CO_FA
AA	33	33	33	33	1.00	1.00	1.00
BS	33	33	33	31	1.00	1.00	0.94
Prog w. C	33	33	33	33	1	1	1
TEL	25	25	25	25	1	1	1
SAN	7	7	7	7	1	1	1
HIN	1	1	1	1	1	1	1
ENG	33	33	33	33	1	1	1

B.Com CA DA CCAA Assessment Attainment																							
Corporate Accounting			Business Statistics			Prog w. C			ENG			TEL			SAN			HIN			Attainment		
SEM III	PO Attainme nt	Weighed product	SEM III	PO Attainme nt	Weighed product	SEM III	PO Attainme nt	Weighed product	SEM III	PO Attainme nt	Weighed product	SEM III	PO Attainme nt	Weighed product	SEM III	PO Attainme nt	Weighed product	SEM III	PO Attainme nt	Weighed product	Weighted Sum	Weighted Sum	Weighted Average
1	2	3	4	5	6	7	8	9	10	11	12	13	14	15	16	17	18	19	20	21	22	23	24
2.6	1	2.60	3	1	3.00	2.2	1	2.2	2.5	1	2.5	2.2	1	2.20	4	1	4	2.5	1	2.5	19	19.00	1.00
2.4	1	2.40	2.8	1	2.80	2.6	1	2.6	2.6	1	2.6	2.8	1	2.80	4	1	4	2.3	1	2.3	19.5	19.50	1.00
3	1	3.00	3	1	3.00	1.8	1	1.8	2.5	1	2.5	1	1	1.00	2	1	2	2.3	1	2.3	15.6	15.60	1.00
1.6	1	1.60	2	1	2.00	2	1	2	2.3	1	2.3	2.8	1	2.80	2.5	1	2.5	2.5	1	2.5	15.7	15.70	1.00
2.2	1	2.20	2.6	1	2.60	2.8	1	2.8	2.6	1	2.6	3	1	3.00	3.5	1	3.5	2.3	1	2.3	19	19.00	1.00

B.ComCA - IA MSA Assessment Attainment																							
Corporate Accounting			Business Statistics			Prog w. C			ENG			TEL			SAN			HIN			Attainment		
SEM III	PO Attainment	Weighed product	SEM III	PO Attainment	Weighed product	SEM III	PO Attainment	Weighed product	SEM III	PO Attainment	Weighed product	SEM III	PO Attainment	Weighed product	SEM III	PO Attainment	Weighed product	SEM III	PO Attainment	Weighed product	Weighted Sum	Weighted Sum	Weighted Average
1	2	3	4	5	6	7	8	9	10	11	12	13	14	15	16	17	18	19	20	21	22	23	24
2.6	1	2.60	3	1	3.00	2.2	1	2.2	2.5	1	2.5	2.2	1	2.20	4	1	4	2.5	1	2.5	19.0	19.00	1
2.4	1	2.40	2.8	1	2.80	2.6	1	2.6	2.6	1	2.6	2.8	1	2.80	4	1	4	2.3	1	2.3	19.5	19.50	1
3	1	3.00	3	1	3.00	1.8	1	1.8	2.5	1	2.5	1	1	1.00	2	1	2	2.3	1	2.3	15.6	15.60	1
1.6	1	1.60	2	1	2.00	2	1	2	2.3	1	2.3	2.8	1	2.80	2.5	1	2.5	2.5	1	2.5	15.7	15.70	1
2.2	1	2.20	2.6	1	2.60	2.8	1	2.8	2.6	1	2.6	3	1	3.00	3.5	1	3.5	2.3	1	2.3	19.0	19.00	1

B.Com CA - FA Assessment Attainment																							
Corporate Accounting			Business Statistics			Prog w. C			ENG			TEL			SAN			HIN			Attainment		
SEM III	PO Attainment	Weighed product	SEM III	PO Attainment	Weighed product	SEM III	PO Attainment	Weighed product	SEM III	PO Attainment	Weighed product	SEM III	PO Attainment	Weighed product	SEM III	PO Attainment	Weighed product	SEM III	PO Attainment	Weighed product	Weighted Sum	Weighted Sum	Weighted Average
1	2	3	4	5	6	7	8	9	10	11	12	13	14	15	16	17	18	19	20	21	22	23	24
2.6	1	2.6	3	0.94	2.82	2.2	1	2.2	2.5	1	2.5	2.2	1	2.20	4	1	3.4	2.5	1	2.5	19.0	18.22	0.958947
2.4	1	2.4	2.8	0.94	2.63	2.6	1	2.6	2.6	1	2.6	2.8	1	2.80	4	1	3.4	2.3	1	2.3	19.5	18.73	0.960615
3	1	3	3	0.94	2.82	1.8	1	1.8	2.5	1	2.5	1	1	1.00	2	1	1.7	2.3	1	2.3	15.6	15.12	0.969231
1.6	1	1.6	2	0.94	1.88	2	1	2	2.3	1	2.3	2.8	1	2.80	2.5	1	2.12	2.5	1	2.5	15.7	15.20	0.968153
2.2	1	2.2	2.6	0.94	2.44	2.8	1	2.8	2.6	1	2.6	3	1	3.00	3.5	1	2.97	2.3	1	2.3	19.0	18.31	0.963895

IV SEMESTER

Course	No. of Students attended	No. of Students attained			Attainment		
		DA	IA	FA	CO_DA_CCAA	CO_IA_MSA	CO_FA
CA	32.00	32.00	32.00	32.00	1.00	1.00	1.00
CMA	32.00	32.00	32.00	32.00	1.00	1.00	1.00
BL	32.00	32.00	32.00	32.00	1.00	1.00	1.00
IT	32.00	32.00	32.00	32.00	1.00	1.00	1.00
Database I	32.00	20.00	32.00	32.00	0.63	1.00	1.00
AUD	32.00	32.00	32.00	32.00	1.00	1.00	1.00

B.Com CA DA CCAA Assessment Attainment																				
CA			BL			DBMS			CMA			IT		AUD			Attainment			
SEM IV	PO Attainment	Weighed product	SEM IV	PO Attainment	Weighed product	SEM IV	PO Attainment	Weighed product	SEM IV	PO Attainment	Weighed product	SEM IV	PO Attainment	Weighed product	SEM IV	PO Attainment	Weighed product	Weighted Sum	Weighted Sum	Weighted Average
1	2	3	4	5	6	7	8	9	10	11	12	13	14	15	16	17	18	19	20	21
2.40	1.00	2.40	2.40	1.00	2.40	2.80	0.63	1.76	2.83	1.00	2.83	3.00	1.00	3.00	2.60	1.00	2.60	16.0	14.99	0.935122
2.40	1.00	2.40	2.50	1.00	2.50	2.40	0.63	1.51	2.00	1.00	2.00	1.60	1.00	1.60	2.00	1.00	2.00	12.9	12.01	0.931008
2.80	1.00	2.80	2.00	1.00	2.00	2.60	0.63	1.64	3.00	1.00	3.00	3.00	1.00	3.00	3.00	1.00	3.00	16.4	15.44	0.941463
2.33	1.00	2.33	2.25	1.00	2.25	1.40	0.63	0.89	1.50	1.00	1.50	2.00	1.00	2.00	1.80	1.00	1.80	11.3	10.77	0.954801
1.75	1.00	1.75	1.40	1.00	1.40	0.60	0.63	0.38	1.67	1.00	1.67	2.40	1.00	2.40	2.00	1.00	2.00	9.8	9.60	0.977597

B.ComCA - IA MSA Assessment Attainment																				
CA			BL			DBMS			CMA			IT		AUD			Attainment			
SEM IV	PO Attainment	Weighed product	SEM IV	PO Attainment	Weighed product	SEM IV	PO Attainment	Weighed product	SEM IV	PO Attainment	Weighed product	SEM IV	PO Attainment	Weighed product	SEM IV	PO Attainment	Weighed product	Weighted Sum	Weighted Sum	Weighted Average
1	2	3	4	5	6	7	8	9	10	11	12	13	14	15	16	17	18	19	20	21
2.40	1.00	2.40	2.40	1.00	2.40	2.80	1.00	2.80	2.83	1.00	2.83	3.00	1.00	3.00	2.60	1.00	2.60	16.03	16.03	1
2.40	1.00	2.40	2.50	1.00	2.50	2.40	1.00	2.40	2.00	1.00	2.00	1.60	1.00	1.60	2.00	1.00	2.00	12.90	12.90	1
2.80	1.00	2.80	2.00	1.00	2.00	2.60	1.00	2.60	3.00	1.00	3.00	3.00	1.00	3.00	3.00	1.00	3.00	16.40	16.40	1
2.33	1.00	2.33	2.25	1.00	2.25	1.40	1.00	1.40	1.50	1.00	1.50	2.00	1.00	2.00	1.80	1.00	1.80	11.28	11.28	1
1.75	1.00	1.75	1.40	1.00	1.40	0.60	1.00	0.60	1.67	1.00	1.67	2.40	1.00	2.40	2.00	1.00	2.00	9.82	9.82	1

B.Com CA - FA Assessment Attainment																				
CA			BL			DBMS			CMA			IT		AUD			Attainment			
SEM IV	PO Attainment	Weighed product	SEM IV	PO Attainment	Weighed product	SEM IV	PO Attainment	Weighed product	SEM IV	PO Attainment	Weighed product	SEM IV	PO Attainment	Weighed product	SEM IV	PO Attainment	Weighed product	Weighted Sum	Weighted Sum	Weighted Average
1	2	3	4	5	6	7	8	9	10	11	12	13	14	15	16	17	18	19	20	21
2.40	1.00	2.40	2.40	1.00	2.40	2.80	1.00	2.80	2.83	1.00	2.83	3.00	1.00	3.00	2.60	1.00	2.60	16.03	16.03	1
2.40	1.00	2.40	2.50	1.00	2.50	2.40	1.00	2.40	2.00	1.00	2.00	1.60	1.00	1.60	2.00	1.00	2.00	12.90	12.90	1
2.80	1.00	2.80	2.00	1.00	2.00	2.60	1.00	2.60	3.00	1.00	3.00	3.00	1.00	3.00	3.00	1.00	3.00	16.40	16.40	1
2.33	1.00	2.33	2.25	1.00	2.25	1.40	1.00	1.40	1.50	1.00	1.50	2.00	1.00	2.00	1.80	1.00	1.80	11.28	11.28	1
1.75	1.00	1.75	1.40	1.00	1.40	0.60	1.00	0.60	1.67	1.00	1.67	2.40	1.00	2.40	2.00	1.00	2.00	9.82	9.82	1

V SEMESTER

Course	No. of Students attended	No. of Students attained			Attainment		
		DA	IA	FA	CO_DA_CCAA	CO_IA_MSA	CO_FA
MAP	32	32	32	32	1.00	1.00	1.00
CCT	32	32	32	32	1.00	1.00	1.00
LIP	32	32	32	32	1.00	1.00	1.00
GIP	32	32	32	32	1.00	1.00	1.00
MAD	32	30	32	32	0.94	1	1
CSMA	32	32	32	32	0.88	1	1

B.Com CA DA CCAA Assessment Attainment																				
MAP			CCT			LIP			GIP			CSMA			MAD			Weighted sum of		
SEM V	PO Attainment	Weighed product	SEM V	PO Attainment	Weighed product	SEM V	PO Attainment	Weighed product	SEM V	PO Attainment	Weighed product	SEM V	PO Attainment	Weighed product	SEM V	PO Attainment	Weighed product	Weighed product	Weighted Sum	Weighted Sum
1	2	3	4	5	6	7	8	9	10	11	12	13	14	15	16	17	18	19	20	21
2.8	1	2.8	3	1	3.00	2.8	1	2.8	2.6	1	2.6	2.8	1	2.8	2.8	0.88	2.46	16.8	16.46	0.979762
2.8	1	2.75	3	1	3.00	2.6	1	2.6	2.5	1	2.5	2.75	1	1	2.5	0.88	0.88	16.1	12.73	0.790683
2.2	1	2.2	1.3	1	1.30	2	1	2	1.5	1	1.5	2	1	1.4	1.5	0.88	1.23	10.5	9.63	0.917143
2.2	1	2.2	2.3	1	2.30	2.2	1	2.2	2.5	1	2.5	2.6	1	1.6	2.4	0.88	1.4	14.2	12.20	0.859155
2.8	1	2.75	2	1	2.00	2.5	1	2.5	2.5	1	2.5	2.8	1	1	2.5	0.88	0.88	15.1	11.63	0.772757

B.ComCA - IA MSA Assessment Attainment																				
MAP			CCT			LIP			GIP			CSMA			MAD			Weighted sum of		
SEM V	PO Attainment	Weighed product	SEM V	PO Attainment	Weighed product	SEM V	PO Attainment	Weighed product	SEM V	PO Attainment	Weighed product	SEM V	PO Attainment	Weighed product	SEM V	PO Attainment	Weighed product	Weighed product	Weighted Sum	Weighted Sum
1	2	3	4	5	6	7	8	9	10	11	12	13	14	15	16	17	18	19	20	21
2.8	1	2.8	3	1	3.00	2.8	1	2.8	2.6	1	2.6	2.8	1	2.8	2.8	1	2.8	16.8	16.80	1
2.8	1	2.75	3	1	3.00	2.6	1	2.6	2.5	1	2.5	2.75	1	1	1	1	1	14.6	12.85	0.880137
2.2	1	2.2	1.3	1	1.30	2	1	2	1.5	1	1.5	2	1	1.4	0.8	1	0.8	9.8	9.20	0.938776
2.2	1	2.2	2.3	1	2.30	2.2	1	2.2	2.5	1	2.5	2.6	1	1.6	0.8	1	0.8	12.6	11.60	0.920635
2.8	1	2.75	2	1	2.00	2.5	1	2.5	2.5	1	2.5	2.8	1	1	1	1	1	13.6	11.75	0.867159

B.Com CA - FA Assessment Attainment																				
MAP			CCT			LIP			GIP			CSMA			MAD			Weighted sum of		
SEM V	PO Attainment	Weighed product	SEM V	PO Attainment	Weighed product	SEM V	PO Attainment	Weighed product	SEM V	PO Attainment	Weighed product	SEM V	PO Attainment	Weighed product	SEM V	PO Attainment	Weighed product	Weighed product	Weighted Sum	Weighted Sum
1	2	3	4	5	6	7	8	9	10	11	12	13	14	15	16	17	18	19	20	21
2.8	1	2.8	3	1	3.00	2.8	1	2.8	2.6	1	2.6	2.8	1	2.8	2.8	1	2.8	16.8	16.80	1.00
2.8	1	2.75	3	1	3.00	2.6	1	2.6	2.5	1	2.5	2.75	1	1	1	1	1	14.6	12.85	0.88
2.2	1	2.2	1.3	1	1.30	2	1	2	1.5	1	1.5	2	1	1.4	0.8	1	0.8	9.8	9.20	0.94
2.2	1	2.2	2.3	1	2.30	2.2	1	2.2	2.5	1	2.5	2.6	1	1.6	0.8	1	0.8	12.6	11.60	0.92
2.8	1	2.75	2	1	2.00	2.5	1	2.5	2.5	1	2.5	2.8	1	1	1	1	1	13.6	11.75	0.87

Mid Semester Attainment for 2021-2022 Admitted Batch							
PO's	Sum of weighted product/ weighted sum of Pos sem-1	Sum of weighted product/ weighted sum of Pos sem-2	Sum of weighted product/ weighted sum of Pos sem-3	Sum of weighted product/ weighted sum of Pos sem-4	Sum of weighted product/weighted sum of Pos sem 5	Average of PO's	attained %
PO1	1	1	1	1	1	1.000	100.0
PO2	1	1	1	1	0.880136986	0.976	97.6
PO3	1	1	1	1	0.93877551	0.988	98.8
PO4	1	1	1	1	0.920634921	0.984	98.4
PO5	1	1	1	1	0.867158672	0.973	97.3

Co-Circular Activities attainment (CCAA) Attainment for 2021-2022 Admitted Batch							
PO's	Sum of weighted product/ weighted sum of Pos sem-1	Sum of weighted product/ weighted sum of Pos sem-2	Sum of weighted product/ weighted sum of Pos sem-3	Sum of weighted product/ weighted sum of Pos sem-4	Sum of weighted product/weighted sum of Pos sem 5	Average of PO's	attained %
PO1	0.986585366	0.995857988	1.00	0.935121647	0.979761905	1.0	98
PO2	0.989714286	0.997324841	1.00	0.931007752	0.79068323	0.9	94
PO3	0.98679868	0.968345324	1.00	0.941463415	0.917142857	1.0	96
PO4	0.988778878	0.9984	1.00	0.954800591	0.85915493	1.0	96
PO5	0.992857143	0.998045603	1.00	0.977596741	0.772757475	0.9	95

Final Attainment for 2021-2022 Admitted Batch							
PO's	Sum of weighted product/ weighted sum of Pos sem-1	Sum of weighted product/ weighted sum of Pos sem-2	Sum of weighted product/ weighted sum of Pos sem-3	Sum of weighted product/ weighted sum of Pos sem-4	Sum of weighted product/ weighted sum of Pos sem 5	Average of PO's	attained %
PO1	0.97	0.914201183	0.958947368	1	1.00	0.97	97
PO2	0.964114286	0.870700637	0.960615385	1	0.88	0.94	94
PO3	0.968316832	0.958273381	0.969230769	1	0.94	0.97	97
PO4	0.955907591	0.9304	0.968152866	1	0.92	0.96	96
PO5	0.955844156	0.895765472	0.963894737	1	0.87	0.94	94

CO_ PO MAPPING B.COM GENERAL & CA 2021-22 ADMITTED BATCH

Semester	Course	CO	PO1	PO2	PO3	PO4	PO5
I	Financial Accounting	CO1	2	3	2	2	2
		CO2	3		2	3	1
		CO3	3	3	3	2	2
		CO4	2	2	2	2	1
		CO5	1	2	3	2	2
			2.2	2.5	2.4	2.2	1.6

Semester	Course	CO	PO1	PO2	PO3	PO4	PO5
I	Business Organization	CO1	3	2	2	2	1
		CO2	3	2	3	1	2
		CO3	3	3	2	2	3
		CO4	3	3	3	1	1
		CO5	2	3	3	2	3
			2.8	2.6	2.6	1.6	2

Semester	Course	CO	PO1	PO2	PO3	PO4	PO5
II	Financial Accounting II	CO1	3	2	3	2	1
		CO2	3	3	3	1	
		CO3	2	2	3		3
		CO4	3	3	3	1	1
		CO5	2	3	3	2	2
			2.6	2.6	3	1.5	1.75

Semester	Course	CO	PO1	PO2	PO3	PO4	PO5
	Business Economics	CO1	3	1	2	1	2
		CO2	2	2	3	2	2
		CO3	2	3	2	2	3
		CO4	2	2		2	3
		CO5	3	2	3	1	2
			2.4	2	2.5	1.6	2.4

Semester	Course	CO	PO1	PO2	PO3	PO4	PO5
III	Advanced Accounting	CO1	3	1	3	2	2
		CO2	3	2	3	1	1
		CO3	1	3	3	2	3
		CO4	3	3	3	2	2
		CO5	3	3	3	1	3
				2.6	2.4	3	1.6

Semester	Course	CO	PO1	PO2	PO3	PO4	PO5
III	Business Statistics	CO1	3	3	3	2	3
		CO2	3	2	3	2	2
		CO3	3	3	3		2
		CO4	3	3	3	2	3
		CO5	3	3		2	3
				3	2.8	3	2

Semester	Course	CO	PO1	PO2	PO3	PO4	PO5
III	Marketing	CO1	3		1	3	3
		CO2	3	3		3	3
		CO3	3	3		3	3
		CO4	1	2	1	2	3
		CO5	3	3	2	3	3
				2.6	2.8	1.3	2.8

Semester	Course	CO	PO1	PO2	PO3	PO4	PO5
IV	Business Laws	CO1	3	2	2		2
		CO2	3	2	1	2	1
		CO3	2	3		3	2
		CO4	3		3	2	1
		CO5	1	3	2	2	1
			2.4	2.5	2.0	2.3	1.4

Semester	Course	CO	PO1	PO2	PO3	PO4	PO5
IV	Income Tax	CO1	3	1	3	2	2
		CO2	3	1	3	2	2
		CO3	3	1	3	1	2
		CO4	3	2	3	2	3
		CO5	3	3	3	3	3
			3	1.6	3	2	2.4

Semester	Course	CO	PO1	PO2	PO3	PO4	PO5
IV	Auditing	CO1	3	2	3	2	2
		CO2	3	2	3	2	3
		CO3	2	2	3	1	2
		CO4	3	2	3	2	1
		CO5	2	2	3	2	2
			2.6	2	3	1.8	2

Semester	Course	CO	PO1	PO2	PO3	PO4	PO5
IV	Corporating Accounting	CO1	2	3	2	3	2
		CO2	3	2	3		
		CO3	3	3	3		2
		CO4	3	2	3	2	1
		CO5	1	2	3	2	2
			2.4	2.4	2.8	2.3	1.8

Semester	Course	CO	PO1	PO2	PO3	PO4	PO5
IV	Cost & Management Accou	CO1	3		2	3	1
		CO2	3	2	3	2	2
		CO3	3	1	3	2	2
		CO4	3	3	3	2	1
		CO5	1	2	3	2	2
			2.6	2	2.8	2.2	1.6

Semester	Course	CO	PO1	PO2	PO3	PO4	PO5
IV	Goods & Service Tax	CO1	2	3	2	3	2
		CO2	3		2	3	1
		CO3	3	3	3	2	2
		CO4	3	2	3	2	1
		CO5	1	2	3	2	2
			2.4	2.5	2.6	2.4	1.6

Semester	Course	CO	PO1	PO2	PO3	PO4	PO5
V	Management Accounting &	CO1	3	2	2	3	2
		CO2	3	3	3	2	3
		CO3	3	3	1	2	
		CO4	3		2	2	3
			2	3	3	2	3
			2.8	2.8	2.2	2.2	2.8

Semester	Course	CO	PO1	PO2	PO3	PO4	PO5
V	Cost Control Techniques	CO1	3		2	2	3
		CO2	3	3	1	2	
		CO3	3	3	1	3	3
		CO4	3		2	3	1
		CO5	2	3	3	2	3
			3	3	1.3	2.3	2

Semester	Course	CO	PO1	PO2	PO3	PO4	PO5
V	General Insurance Procedure	CO1	2	1	2	3	2
		CO2	3		2	2	3
		CO3	3	3	1	2	
		CO4	3	3	1	3	3
		CO5	2	3			2
			2.6	2.5	1.5	2.5	2.5

Semester	Course	CO	PO1	PO2	PO3	PO4	PO5
V	Life Insurance with Practice	CO1	3	2	2	3	2
		CO2	2	3	3	2	3
		CO3	3	3	1	2	
		CO4	3	3	1	3	3
		CO5	3	2	3	1	2
			2.8	2.6	2	2.2	2.5

Semester	Course	CO	PO1	PO2	PO3	PO4	PO5
V	Service Marketing	CO1	2	1	2	3	2
		CO2	3		2	2	3
		CO3	3	3	1	2	
		CO4	3	3	1	3	3
		CO5	3	3		2	2
			2.8	2.5	1.5	2.4	2.5

Semester	Course	CO	PO1	PO2	PO3	PO4	PO5
V	Digital Markeing	CO1	3			2	2
		CO2	3	3	1	3	3
		CO3	3	3	3	3	3
		CO4	3	2	1	3	3
		CO5	2	3	3	2	3
			2.8	2.75	2	2.6	2.8

Semester	Course	CO	PO1	PO2	PO3	PO4	PO5
I	Information Technology	CO1	3	2	2	2	1
		CO2	3	3	2	2	2
		CO3	2	1	2	1	1
		CO4	2	2	2	2	1
		CO5	2	2	3	2	1
		Average	2.4	2	2.2	1.8	1.2

R.R.D. Girisly

I/C Department of Commerce



V. N. D.
PRINCIPAL
A.S.D. GOVT. DEGREE COLLEGE (W)
AUTONOMOUS
KAKINADA

PRINCIPAL

A.S.D. Government Degree College for Women (Autonomous)

Kakinada

(Accredited by NAAC With "B" Grade in cycle 3)

(Affiliated to Adikavi Nannaya University, Rajamahendravaram)



2021-22 ADMITTED BATCH CO-POS ATTAINMENTS

ATTAINMENTS FOR MPC

2023-24

**ASD GOVERNMENT DEGREE COLLEGE FOR WOMEN (A), KAKINADA
ACADEMIC YEAR 2023-24**

I B.SC (MPC) CO-PO Mapping tables SEM-I

1: Slight [Low]; 2: Moderate [Medium]; 3: Substantial [High], 0: (No Correlation)

SEM-I: ENGLISH A COURSE IN COMMUNICATION AND SOFT SKILLS(B.A. /B. Com./B. Sc.)

	PO1	PO2	PO3	PO4	PO5	PO6
CO1	2	3	2	3	2	3
CO2	3	2	3	3	2	3
CO3	2	2	3	2	2	2
CO4	3	3	2	2	2	3
CO5	3	2	2	3	3	2
CO6	3	3	3	2	3	3
Average	2.6	2.5	2.5	2.5	2.3	2.6

General Telugu SEM –I Pracheena Telugu Kavitham

	PO1	PO2	PO3	PO4	PO5	PO6
CO1	3	3	1	2	3	3
CO2	3	2	3	3	3	3
CO3	2	2	3	3	3	3
CO4	3	3	1	3	3	3
CO5	2	1	1	3	3	3
Average	2.6	2.2	1.8	2.8	3	3

SEM –I SANSKRIT

	PO1	PO2	PO3	PO4	PO5	PO6
CO1	2	1	2	3	1	3
CO2	3	2	1	2	1	2
CO3	4	1	2	3	1	2
CO4	2	1	1	2	1	1
Average	2.75	1.25	1	2.5	1	2

SEM-I: - General Hindi- Prose, Short Stories Grammar & Letter writing

	PO1	PO2	PO3	PO4	PO5	PO6
CO1	3	2	3	3	2	3
CO2	3	3	3	2	2	3
CO3	2	3	3	3	3	2
CO4	2	2	2	3	2	3
CO5	3	2	2	2	3	2
CO6	3	3	3	3	3	3
Average	2.6	2.5	2.6	2.6	2.3	2.6

Maths, Paper-I (Semester I) : Differential Equations

	PO 1	PO 2	PO 3	PO 4	PO 5	PO 6
CO 1	2	1	1	2	2	3
CO 2	3	1	1	3	3	2
CO 3	3	1	1	2	3	3
CO 4	2	1	1	2	3	2
CO 5	3	1	1	2	2	3
AVG	2.6	1	1	2.2	2.6	2.6

I B.SC, Paper-1, Mechanics, Waves and Oscillations

	PO1	PO2	PO3	PO4	PO5	PO6
CO1	1	2	2	3	2	3
CO2	1	2	2	3	2	3
CO3	1	2	2	3	2	3
CO4	1	2	2	3	2	3
AVG	1	2	2	3	2	3

Chemistry Paper-I (Semeter I) : Inorganic & Physical Chemistry

	PO 1	PO 2	PO 3	PO 4	PO 5	PO 6
CO 1	2	3	2	2	2	3
CO 2	3	2	3	0	3	2
CO 3	0	2	3	0	3	3
AVG	1.66	2.33	2.66	0.66	2.66	2.66

Calculating attainment at each level of course MPC

Courses	No of students attended	No of students attained			CO_CCAA	CO_MSA	CO_FA
		CCAA (≥7)	MSA (≥8)	FA (≥26)			
	(1)	(2)	(3)	(4)	(2)/(1)	(3)/(1)	(4)/(1)
ENGLISH	49	49	48	48	1	0.9	0.9
TELUGU	24	24	24	22	1	1	0.97
SANSKRIT	24	24	24	23	1	1	0.95
HINDI	01	01	01	01	1	1	1
Inorganic & Physical Chemistry-1	49	49	49	36	1	1	0.735
Differential Equations	49	49	49	37	1	1	0.78
Mechanics, waves and Oscillations	49	48	49	39	0.97	1	0.79

B.Sc MPC SEM-I MID SEMESTER ACTIVITY ASSESMENT ATTAINMENTS

POs	MAT-I	PO Attainment	Weighted product	PHY-I	PO Attainment	Weighted product	Chem I	PO Attainment	Weighted product	Eng I	PO Attainment	Weighted product	Te II	PO Attainment	Weighted product	Hi n I	PO Attainment	Weighted product	San I	PO Attainment	Weighted product	Weighted Sum of Pos	Sum of Weighted product	Sum of Weighted product/Weighted Sum of POs
PO 1	2.6	1	2.6	1	2.6	1	2.25	1	2.25	2.6	0.9	2.34	2.6	1	2.6	2.6	1	2.6	2.75	1	2.75	16.4	16.14	0.984146
PO 2	1	1	1	1	1	2	2.5	1	2.5	2.5	0.9	2.25	2.2	1	2.2	2.5	1	2.5	1.25	1	1.25	13.95	13.7	0.982079
PO 3	1	1	1	1	1	2	2	1	2	2.5	0.9	2.25	1.8	1	1.8	2.6	1	2.6	1.5	1	1.5	13.4	13.15	0.981343
PO 4	2.2	1	2.2	1	2.2	3	1.75	1	1.75	2.5	0.9	2.25	2.8	1	2.8	2.6	1	2.6	2.5	1	2.5	17.35	17.1	0.985591
PO 5	2.6	1	2.6	1	2.6	2	2.7	1	2.7	2.3	0.9	2.07	3	1	3	2.3	1	2.3	1	1	1	15.9	15.67	0.985535
PO 6	2.6	1	2.6	1	2.6	3	1.75	1	1.75	2.6	0.9	2.34	3	1	3	2.6	1	2.6	2	1	2	17.55	17.29	0.985185

B.Sc MPC SEM-I CO-CURRICULAR ACTIVITY ASSESMENT ATTAINMENTS

PO s	MAT -I	PO Att ain me nt	Wei ghe d pro duc t	PHY -I	PO Atta inm ent	Wei ghed prod uct	Che m I	PO Attai nmen t	Wei ghed prod uct	En g I	PO Attai nme nt	Wei ghed prod uct	Te l I	PO Atta inm ent	Wei ghe d pro duc t	Hi n I	PO Attai nme nt	Wei ghe d product	San I	PO Atta inme nt	Wei ghe d product	Wei ght ed Su m of Pos	Sum of Wei ghed prod uct	Sum of Weighe d product/ Weigthe d Sum of POs
PO 1	2.6	1	2.6	1	0.97	0.97	1.66	1	1.66	2.6	1	2.6	2.6	0.96	2.49	2.6	1	2.6	2.75	1	2.75	15.8 1	15.67	0.991145
PO 2	1	1	1	2	0.97	1.94	2.33	1	2.33	2.5	1	2.5	2.2	0.96	2.11	2.5	1	2.5	1.25	1	1.25	13.7 8	13.63	0.989115
PO 3	1	1	1	2	0.97	1.94	2.66	1	2.66	2.5	1	2.5	1.8	0.96	1.72	2.6	1	2.6	1.5	1	1.5	14.0 6	13.92	0.990043
PO 4	2.2	1	2.2	3	0.97	2.91	0.66	1	0.66	2.5	1	2.5	2.8	0.96	2.68	2.6	1	2.6	2.5	1	2.5	16.2 6	16.05	0.987085
PO 5	2.6	1	2.6	2	0.97	1.94	2.66	1	2.66	2.3	1	2.3	3	0.96	2.88	2.3	1	2.3	1	1	1	15.8 6	15.68	0.988651
PO 6	2.6	1	2.6	3	0.97	2.91	2.66	1	2.66	2.6	1	2.6	3	0.96	2.88	2.6	1	2.6	2	1	2	18.4 6	18.25	0.988624

B.Sc MPC SEM-I FINAL ASSESMENT ATTAINMENTS

POs	MAT-I	PO Attainment	Weighted product	PHY-I	PO Attainment	Weighted product	Chem I	PO Attainment	Weighted product	Eng I	PO Attainment	Weighted product	Te II	PO Attainment	Weighted product	Hi n I	PO Attainment	Weighted product	San I	PO Attainment	Weighted product	Weighted Sum of Pos	Sum of Weighted product	Sum of Weighted product/Weighted Sum of POs
PO 1	2.6	0.78	2.028	1	0.79	0.79	1.66	0.735	1.22	2.6	0.9	2.34	2.6	1	2.6	2.6	1	2.6	2.75	0.95	2.6	15.81	14.178	0.896774
PO 2	1	0.78	0.78	2	0.79	1.58	2.33	0.735	1.713	2.5	0.9	2.25	2.2	1	2.2	2.5	1	2.5	1.25	0.95	1.18	13.78	12.203	0.885559
PO 3	1	0.78	0.78	2	0.79	1.58	2.66	0.735	1.955	2.5	0.9	2.25	1.8	1	1.8	2.6	1	2.6	1.5	0.95	1.42	14.06	12.385	0.880868
PO 4	2.2	0.78	1.716	3	0.79	2.37	0.66	0.735	0.485	2.5	0.9	2.25	2.8	1	2.8	2.6	1	2.6	2.5	0.95	2.37	16.26	14.591	0.897355
PO 5	2.6	0.78	2.028	2	0.79	1.58	2.66	0.735	1.955	2.3	0.9	2.07	3	1	3	2.3	1	2.3	1	0.95	0.95	15.86	13.883	0.875347
PO 6	2.6	0.78	2.028	3	0.79	2.37	2.66	0.735	1.955	2.6	0.9	2.34	3	1	3	2.6	1	2.6	2	0.95	1.9	18.46	16.193	0.877194

I B.SC (MPC) CO-PO Mapping tables SEM-II

1: Slight [Low]; 2: Moderate [Medium]; 3: Substantial [High], 0: (No Correlation)

SEM-II: A COURSE IN READING AND WRITING SKILLS

	PO1	PO2	PO3	PO4	PO5	PO6
CO1	2	2	2	2	2	3
CO2	3	2	3	1	2	1
CO3	3	3	2	2	2	2
CO4	2	3	1	3	3	3
CO5	2	3	3	2	2	2
CO6	2	2	2	3	3	3
	2.3	2.3	2.1	2.1	2.3	2.3

General Telugu SEM –II Aadhunika Telugu Sahityam

	PO1	PO2	PO3	PO4	PO5	PO6
CO1	2	3	1	1	3	3
CO2	3	2	1	3	3	3
CO3	3	1	1	2	3	3
CO4	3	3	2	2	3	3
CO5	2	2	1	1	3	3
Average	2.8	2.2	1.2	1.8	3	3

SEM-II: Poetry ,Prose Grammar SANSKRIT

	PO1	PO2	PO3	PO4	PO5	PO6
CO1	2	2	1	2	1	3
CO2	3	2	2	1	1	2
CO3	3	3	2	2	1	2
CO4	2	3	2	1	1	1
Average	2.5	2.5	1.75	1.5	1	2

SEM-II: - General Hindi- Prose, Short Stories Grammar & Letter writing

	PO1	PO2	PO3	PO4	PO5	PO6
CO1	3	2	3	2	3	2
CO2	2	2	2	2	2	2
CO3	2	3	3	2	3	2
CO4	3	2	2	2	2	2
CO5	2	2	2	2	2	2
CO6	3	3	3	2	2	2
%	2.5	2.3	2.5	2	2.3	2

Maths, Paper-II (Semester II) : Solid Geometry

	PO 1	PO 2	PO 3	PO 4	PO 5	PO 6
CO 1	2	1	1	2	2	3
CO 2	3	1	1	3	3	2
CO 3	3	1	1	2	3	3
CO 4	2	1	1	2	3	2
AVG	2.5	1	1	2.25	2.75	2.5

Physics, MPC, SEM-2, Paper-II, Wave optics

	PO1	PO2	PO3	PO4	PO5	PO6
CO1	1	2	2	3	2	3
CO2	1	2	2	3	2	3
CO3	1	2	2	3	2	3
AVG	1	2	2	3	2	3

Chemistry, Paper-II (Semeter II) : Organic & General Chemistry

	PO 1	PO 2	PO 3	PO 4	PO 5	PO 6
CO 1	2	3	3	2	3	3
CO 2	2	2	0	2	3	0
CO 3	3	2	3	2	3	3
CO 4	2	3	2	1	2	1
AVG	2.25	2.5	2	1.75	2.7	1.75

Calculating attainment at each level of course MPC SEMESTER II

Courses	No of students attended	No of students attained			CO_CCAA	CO_MSA	CO_FA
		CCAA (≥7)	MSA (≥8)	FA (≥26)			
	(1)	(2)	(3)	(4)	(2)/(1)	(3)/(1)	(4)/(1)
ENGLISH	42	42	40	37	1	0.9	0.8
TELUGU	21	21	21	18	1	1	0.86
SANSKRIT	22	22	22	22	1	1	1
HINDI	01	01	01	01	1	1	1
Organic & General Chemistry-II	42	42	42	37	1	1	0.881
Solid Geometry	40	40	40	32	1	1	0.8
Wave Optics	39	37	39	31	0.94	1	0.79

I B.Sc MPC SEM-II MID SEMESTER ACTIVITY ASSESMENT ATTAINMENTS

POs	MAT-II	PO Attainment	Weighted product	PHY-II	PO Attainment	Weighted product	CHE-II	PO Attainment	Weighted product	Eng II	PO Attainment	Weighted product	Te I II	PO Attainment	Weighted product	Hi II	PO Attainment	Weighted product	San II	PO Attainment	Weighted product	Weighted Sum of Pos	Sum of Weighted product	Sum of Weighted product/Weighted Sum of POs
PO 1	2.5	1	2.5	1	1	1	1.66	1	1.66	2.3	0.9	2.07	2.8	1	2.8	2.5	1	2.5	2.5	1	2.5	15.26	15.03	0.984928
PO 2	1	1	1	2	1	2	2.33	1	2.33	2.3	0.9	2.07	2.2	1	2.2	2.3	1	2.3	2.5	1	2.5	14.63	14.4	0.984279
PO 3	1	1	1	2	1	2	2.66	1	2.66	2.1	0.9	1.89	1.2	1	1.2	2.5	1	2.5	1.75	1	1.75	13.21	13	0.984103
PO 4	2.25	1	2.25	3	1	3	0.66	1	0.66	2.1	0.9	1.89	1.8	1	1.8	2	1	2	1.5	1	1.5	13.31	13.1	0.984222
PO 5	2.75	1	2.75	2	1	2	2.66	1	2.66	2.3	0.9	2.07	3	1	3	2.3	1	2.3	1	1	1	16.01	15.78	0.985634
PO 6	2.5	1	2.5	3	1	3	2.66	1	2.66	2.3	0.9	2.07	3	1	3	2	1	2	2	1	2	17.46	17.23	0.986827

B.Sc MPC SEM-II CO-CURRICULAR ACTIVITY ASSESMENT ATTAINMENTS

POs	MAT-II	PO Attainment	Weighted product	PHY-II	PO Attainment	Weighted product	CHE-II	PO Attainment	Weighted product	Eng II	PO Attainment	Weighted product	Te I II	PO Attainment	Weighted product	Hi n II	PO Attainment	Weighted product	San II	PO Attainment	Weighted product	Weighted Sum of Pos	Sum of Weighted product	Sum of Weighted product/Weighted Sum of POs
PO 1	2.5	1	2.5	1	0.94	0.94	2.25	1	2.25	2.3	1	2.3	2.8	1	2.8	2.5	1	2.5	2.5	1	2.5	15.85	15.79	0.996215
PO 2	1	1	1	2	0.94	1.88	2.5	1	2.5	2.3	1	2.3	2.2	1	2.2	2.3	1	2.3	2.5	1	2.5	14.8	14.68	0.991892
PO 3	1	1	1	2	0.94	1.88	2	1	2	2.1	1	2.1	1.2	1	1.2	2.5	1	2.5	1.75	1	1.75	12.55	12.43	0.990438
PO 4	2.25	1	2.25	3	0.94	2.82	1.75	1	1.75	2.1	1	2.1	1.8	1	1.8	2	1	2	1.5	1	1.5	14.4	14.22	0.9875
PO 5	2.75	1	2.75	2	0.94	1.88	2.7	1	2.7	2.3	1	2.3	3	1	3	2.3	1	2.3	1	1	1	16.05	15.93	0.992523
PO 6	2.5	1	2.5	3	0.94	2.82	1.75	1	1.75	2.3	1	2.3	3	1	3	2	1	2	2	1	2	16.55	16.37	0.989124

B.Sc MPC SEM-II FINAL ASSESMENT ATTAINMENTS

POs	MAT-II	PO Attainment	Weighted product	PHY -II	PO Attainment	Weighted product	CHE -II	PO Attainment	Weighted product	Eng II	PO Attainment	Weighted product	Te I II	PO Attainment	Weighted product	Hi n II	PO Attainment	Weighted product	San II	PO Attainment	Weighted product	Weighted Sum of Pos	Sum of Weighted product	Sum of Weighted product/Weighted Sum of POs
PO 1	2.5	0.8	2	1	0.79	0.79	2.25	0.88 1	1.982	2.3	0.8	1.84	2.8	0.96	2.68	2.5	1	2.5	2.5	1	2.5	15.8 5	14.2 92	0.901703
PO 2	1	0.8	0.8	2	0.79	1.58	2.5	0.88 1	2.203	2.3	0.8	1.84	2.2	0.96	2.11	2.3	1	2.3	2.5	1	2.3	14.8	13.1 33	0.887365
PO 3	1	0.8	0.8	2	0.79	1.58	2	0.88 1	1.762	2.1	0.8	1.68	1.2	0.96	1.15	2.5	1	2.5	1.75	1	2.5	12.5 5	11.9 72	0.953944
PO 4	2.2 5	0.8	1.8	3	0.79	2.37	1.75	0.88 1	1.542	2.1	0.8	1.68	1.8	0.96	1.72	2	1	2	1.5	1	2	14.4	13.1 12	0.910556
PO 5	2.7 5	0.8	2.2	2	0.79	1.58	2.7	0.88 1	2.379	2.3	0.8	1.84	3	0.96	2.88	2.3	1	2.3	1	1	2.3	16.0 5	15.4 79	0.964424
PO 6	2.5	0.8	2	3	0.79	2.37	1.75	0.88 1	1.542	2.3	0.8	1.84	3	0.96	2.88	2	1	2	2	1	2	16.5 5	14.6 32	0.884109

II B.SC, SEM-III, PAPER-III- ENGLISH

	PO 1	PO 2	PO 3	PO 4	PO 5	PO 6
CO1	1	1	1	2	3	1
CO2	1	2	1	1	3	1
CO3	1	1	1	3	3	2
CO4	1	2	1	2	2	2
CO5	1	1	1	2	2	2
Average	1	1.4	1	2	2.6	1.6

II B.SC, SEM-III, PAPER-III: TELUGU

	PO 1	PO 2	PO 3	PO 4	PO 5	PO 6
CO1	2	1	1	1	3	3
CO2	3	1	1	1	3	3
CO3	3	1	1	2	3	3
CO4	3	1	1	2	2	3
CO5	3	1	1	1	3	3
Average	2.8	1	1	1.4	2.8	3

II B.SC, SEM-III, PAPER-III, HINDI- Old and Modern Poetry & History of Hindi Literature

	PO1	PO2	PO3	PO4	PO5	PO6
CO1	3	2	3	3	2	2
CO2	2	2	3	1	2	2
CO3	2	2	3	3	1	2
CO4	3	2	2	2	2	2
CO5	2	2	2	3	2	2
CO6	2	2	3	2	1	2
Average	2.3	2	2.6	2.3	1.6	2

II B.SC, SEM-III, PAPER-III, SANSKRIT

	PO1	PO2	PO3	PO4	PO5	PO6
CO1	2	1	1	2	4	2
CO2	4	2	5	2	2	4
CO3	5	2	4	2	1	2
CO4	1	4	2	4	2	2
Average	2.4	2.25	2.4	2.5	2.25	2.5

II B.SC, SEM-III, Paper-III, Abstract Algebra

	PO 1	PO 2	PO 3	PO 4	PO 5	PO 6
CO 1	3	1	1	2	3	3
CO 2	3	1	1	3	3	3
CO 3	3	1	1	2	3	3
CO 4	3	1	1	3	3	3
CO 5	2	1	1	2	2	2
CO 6	2	1	1	2	2	2
AVG	2.6	1	1	2.4	2.6	2.6

II B.SC, MPC, SEM-3, PAPER-3, Heat & Thermodynamics

	PO1	PO2	PO3	PO4	PO5	PO6
CO1	2	2	2	3	3	3
CO2	2	2	2	3	3	3
CO3	2	2	2	3	3	3
CO4	3	2	2	3	3	3
CO5	3	2	2	3	3	3
Average	2.4	2	2	3	3	3

II B.SC,SEM-III, Paper-III , Organic Chemistry & Spectroscopy

	PO 1	PO 2	PO 3	PO 4	PO 5	PO 6
CO 1	3	3	3	2	3	3
CO 2	3	3	3	3	3	3
CO 3	3	2	3	2	3	3
CO 4	3	3	3	3	3	3
AVG	3	2.75	3	2.5	3	3

Attainment level of each course in Sem-V for B.SC (MPC)

Courses	No of students attended	No of students attained			CO_CCAA	CO_MSA	CO_FA
		CCAA(≥ 7)	MSA(≥ 8)	FA(≥ 26)			
	(1)	(2)	(3)	(4)	(2)/(1)	(3)/(1)	(4)/(1)
A Course in Conversational Skills	39	39	39	38	1	1	0.9
Telugu	23	23	23	23	1	1	1
Old and modern poetry & a history of hindi literature	01	01	01	01	1	1	1
Drama, Upanishad, Alankara and history of Sanskrit literature	16	16	16	16	1	1	1
Abstract Algebra	37	37	37	37	1	1	1
Heat & Thermodynamics	39	35	39	35	1	1	0.89
Organic Chemistry & Spectroscopy	38	38	38	36	1	1	0.947

II B.Sc. SEM-III (MPC)- CO-CURRICULAR ACTIVITY ASSESMENT ATTAINMENTS

PO s	EN G III	PO Att ain me nt	Wei ghte d pro duct	T E L III	P O A tt ain me nt	Wei ght ed pro duc t	HI ND I III	P O A tt ain me nt	W ei ght ed pr oduc t	SAN III	PO Att ain me nt	Wei ghte d pro duct	M AT III	PO Att ain me nt	W ei ght ed pr oduc t	PH Y III	PO Att ain me nt	W ei ght ed pro duc t	CHE III	PO Att ain me nt	W ei ghte d pro duct	W ei ght ed Sum OF PO'S	Sum of weight ed produc t	Sum of weighte d product/ Sum OF PO'S product
PO1	2.6	1	2.6	2.8	1	2.8	2.3	1	2.3	2.4	1	2.4	2.6	1	2.6	2.4	1	2.4	3	1	3	18.1	18.1	1
PO2	2.1	1	2.1	1	1	1	2	1	2	2.5	1	2.5	1	1	1	2	1	2	2.75	1	2.75	13.35	13.35	1
PO3	2.3	1	2.3	1	1	1	2.6	1	2.6	2.4	1	2.4	1	1	1	2	1	2	3	1	3	14.3	14.3	1
PO4	2.3	1	2.3	1.4	1	1.4	2.3	1	2.3	2.5	1	2.5	2.5	1	2.5	3	1	3	2.5	1	2.5	16.5	16.5	1
PO5	2.5	1	2.5	2.8	1	2.8	1.6	1	1.6	2.5	1	2.5	2.6	1	2.6	3	1	3	3	1	3	18	18	1
PO6	2.3	1	2.3	3	1	3	2	1	2	2.5	1	2.5	2.6	1	2.6	3	1	3	3	1	3	18.4	18.4	1

II B.SC. SEM –III (MPC) MID SEMESTER ACTIVITY ASSESMENT ATTAINMENTS

PO s	EN G III	PO Att ain me nt	Wei ghte d pro duct	T E L III	P O A tt ai n m e n t	Wei ght ed pro duct	HI ND I III	P O A tt ai n me nt	W ei ght ed pro duct	SAN III	PO Att ain me nt	Wei ghte d pro duct	M AT III	PO Att ain me nt	We igh ted pr od uct	PH Y III	PO Att ain me nt	Weight ed pro duc t	CHE III	PO Att ain me nt	Wei ght ed pro duct	Wei ght ed Sum OF PO'S	Sum of weighte d product	Sum of weighted product/ Sum OF PO'S product/
PO1	2.6	1	2.6	2.8	1	2.8	2.3	1	2.3	2.4	1	2.4	2.6	1	2.6	2.4	1	2.4	3	1	3	18.1	18.1	1
PO2	2.1	1	2.1	1	1	1	2	1	2	2.5	1	2.5	1	1	1	2	1	2	2.75	1	2.75	13.35	13.35	1
PO3	2.3	1	2.3	1	1	1	2.6	1	2.6	2.4	1	2.4	1	1	1	2	1	2	3	1	3	16.1	16.1	1
PO4	2.3	1	2.3	1.4	1	1.4	2.3	1	2.3	2.5	1	2.5	2.5	1	2.5	3	1	3	2.5	1	2.5	16.5	16.5	1
PO5	2.5	1	2.5	2.8	1	2.8	1.6	1	1.6	2.5	1	2.5	2.6	1	2.6	3	1	3	3	1	3	18	18	1
PO6	2.3	1	2.3	3	1	3	2	1	2	2.5	1	2.5	2.6	1	2.6	3	1	3	3	1	3	18.4	18.4	1

II B.SC SEM-III (MPC) FINAL ASSESMENT ATTAINMENTS

PO s	EN G III	PO Att ain me nt	Wei ghte d pro duct	T E L III	P O At tai n me nt	We igh ted pr od uct	HI ND I III	P O At tai n me nt	W eig ht ed pr od uc t	SAN III	PO Att ain me nt	Wei ghte d pro duct	M AT III	PO Att ain me nt	We igh ted pr od uct	PH Y III	PO Atta inm ent	Weight ed produc t	CH E III	PO Attain ment	Weig hted produ ct	Weig hted Sum OF PO'S	Sum of weighted product	Sum of weighted product/ Sum OF PO'S
PO1	2.6	0.9	2.8	2.8	1	2.8	2.3	1	2.3	2.4	1	2.4	2.6	1	2.6	2.4	0.89	2.13	3	0.947	2.841	18.1	17.87	0.98729
PO2	2.1	0.9	2.3	1	1	1	2	1	2	2.5	1	2.5	1	1	1	2	0.89	1.78	2.75	0.947	2.604	13.35	13.18	0.98726
PO3	2.3	0.9	2.5	1	1	1	2.6	1	2.6	2.4	1	2.4	1	1	1	2	0.89	1.78	3	0.947	2.841	14.3	14.121	0.98748
PO4	2.3	0.9	2.5	1.4	1	1.4	2.3	1	2.3	2.5	1	2.5	2.5	1	2.5	3	0.89	2.67	2.5	0.947	2.368	16.5	16.238	0.98412
PO5	2.5	0.9	2.7	2.8	1	2.8	1.6	1	1.6	2.5	1	2.5	2.6	1	2.6	3	0.89	2.67	3	0.947	2.841	18	17.711	0.98394
PO6	2.3	0.9	2.5	3	1	3	2	1	2	2.5	1	2.5	2.6	1	2.6	3	0.89	2.67	3	0.947	2.841	18.4	18.111	0.98429

B.SC, SEM-IV, Paper-IV, Real analysis

	PO 1	PO 2	PO 3	PO 4	PO 5	PO 6
CO 1	2	1	1	2	2	3
CO 2	3	1	1	3	3	2
CO 3	3	1	1	2	3	3
CO 4	2	1	1	2	3	2
AVG	2.5	1	1	2.25	2.75	2.5

II B.SC, SEM-IV, Paper-V, Linear algebra

	PO 1	PO 2	PO 3	PO 4	PO 5	PO 6
CO 1	2	1	1	2	2	3
CO 2	3	1	1	3	3	2
CO 3	3	1	1	2	3	3
CO 4	2	1	1	2	3	2
AVG	2.5	1	1	2.25	2.75	2.5

II B.SC, MPC, SEM-4, PAPER-4, Electricity, Magnetism and Electronics

	PO1	PO2	PO3	PO4	PO5	PO6
CO1	2	2	2	3	3	3
CO2	2	3	2	3	3	3
CO3	2	2	2	3	3	3
CO4	3	2	2	3	3	3
CO5	2	2	2	3	3	3
CO6	3	2	2	3	3	3
AVG	2.3	2	2	3	3	3

II B.SC, MPC, SEM-4, PAPER-5, Modern Physics

	PO1	PO2	PO3	PO4	PO5	PO6
CO1	2	2	2	3	3	3
CO2	2	3	2	3	3	3
CO3	2	2	2	3	3	3
CO4	3	2	2	3	3	3
CO5	2	2	2	3	3	3
CO6	3	2	2	3	3	3
AVG	2.3	2	2	3	3	3

II B.SC, PAPER-IV, SEM- IV, Inorganic, Organic & Physical Chemistry

	PO 1	PO 2	PO 3	PO 4	PO 5	PO 6
CO 1	2	2	2	3	3	3
CO 2	3	2	3	3	3	2
CO 3	2	2	3	3	3	3
CO 4	3	3	3	0	3	0
AVG	2.5	2.5	2.75	2.25	3	2

II B.SC, PAPER-V, Inorganic & Physical Chemistry

	PO 1	PO 2	PO 3	PO 4	PO 5	PO 6
CO 1	2	2	1	3	2	2
CO 2	3	3	2	3	2	2
CO 3	2	1	1	3	2	2
CO 4	2	2	1	3	2	1
AVG	2.25	2.25	1.25	3	2	1.75

Attainment level of each course in Sem-IV for B.SC (MPC)

Courses	No of students attended	No of students attained			CO_CCAA	CO_MSA	CO_FA
		CCAA(≥ 7)	MSA(≥ 8)	FA(≥ 26)			
	(1)	(2)	(3)	(4)	(2)/(1)	(3)/(1)	(4)/(1)
Real analysis, Paper-IV	36	36	35	33	1	0.97	0.95
Linear algebra, Paper-V	36	36	36	36	1	1	1
Electricity, Magnetism and Electronics, Paper-IV	36	36	36	34	1	1	0.94
Modern Physics Paper-V	36	36	36	35	1	1	0.97
Inorganic, Organic & Physical Chemistry ,Paper-IV	36	36	35	34	1	0.972	0.944
Inorganic & Physical Chemistry Paper-V	36	36	35	35	1	0.972	0.972

II B.SC. SEM-IV (MPC)- CO-CURRICULAR ACTIVITY ASSESMENT ATTAINMENTS

PO s	MA T IV	PO Att ain ment	Wei ghte d pro duct	MA T V	PO Att ain ment	Wei ghte d pro duct	PH Y IV	P O A tt ain me nt	We igh ted pr od uct	PH Y V	PO Att ain ment	Wei ghte d pro duct	CH E IV	P O A tt ain me nt	Wei ghte d pro duct	CH E V	PO Att ain ment	Weight ed produc t	Weig hted Sum OF PO'S	Sum of weighte d product	Sum of weighted Weighted Sum OF PO'S product/
PO1	2.5	1	2.5	2.5	1	2.5	2.3	1	2.3	2.3	1	2.3	2.5	1	2.5	2.25	1	2.25	14.35	14.35	1
PO2	1	1	1	1	1	1	2	1	2	2	1	2	2.5	1	2.5	2.25	1	2.25	10.75	10.75	1
PO3	1	1	1	1	1	1	2	1	2	2	1	2	2.75	1	2.75	1.25	1	1.25	10	10	1
PO4	2.25	1	2.25	2.25	1	2.25	3	1	3	3	1	3	2.25	1	2.25	3	1	3	15.75	15.75	1
PO5	2.75	1	2.75	2.75	1	2.75	3	1	3	3	1	3	3	1	3	2	1	2	16.5	16.5	1
PO6	2.5	1	2.5	2.5	1	2.5	3	1	3	3	1	3	2	1	2	1.75	1	1.75	14.75	14.75	1

II B.SC. SEM –IV (MPC) MID SEMESTER ACTIVITY ASSESMENT ATTAINMENTS

POs	MA T IV	PO Attainment	Weighted product	MA T V	PO Attainment	Weighted product	PHY IV	PO Attainment	Weighted product	PHY V	PO Attainment	Weighted product	CHE IV	PO Attainment	Weighted product	CHE V	PO Attainment	Weighted product	Weighted Sum OF PO'S	Sum of weighted product	Sum of weighted Weighted product/ Sum OF PO'S product/
PO 1	2.5	0.97	2.42	2.5	1	2.5	2.3	1	2.3	2.3	1	2.3	2.5	0.972	2.43	2.25	0.972	2.18	14.35	14.13	0.98466
PO 2	1	0.97	0.97	1	1	1	2	1	2	2	1	2	2.5	0.972	2.43	2.25	0.972	2.18	10.75	10.58	0.98418
PO 3	1	0.97	0.97	1	1	1	2	1	2	2	1	2	2.75	0.972	2.67	1.25	0.972	1.21	10	9.85	0.985
PO 4	2.25	0.97	2.18	2.25	1	2.25	3	1	3	3	1	3	2.25	0.972	2.18	3	0.972	2.91	15.75	15.52	0.98539
PO 5	2.75	0.97	2.66	2.75	1	2.75	3	1	3	3	1	3	3	0.972	2.91	2	0.972	1.94	16.5	16.26	0.98545
PO 6	2.5	0.97	2.42	2.5	1	2.5	3	1	3	3	1	3	2	0.972	1.94	1.75	0.972	1.70	14.75	14.56	0.98711

II B.SC SEM-IV (MPC) FINAL ASSESMENT ATTAINMENTS

PO s	M A T I V	PO Atta inm ent	Wei ghte d pro duct	MA T V	P O A t t a i n m e n t	Wei ghte d pro duct	PH Y IV	PO Atta inm ent	Wei ghte d pro duct	PH Y V	PO Atta inm ent	Wei ghte d pro duct	CH E IV	PO Atta inm ent	Wei ghte d pro duct	CH E V	PO Atta inm ent	Wei ghte d pro duct	Wei ghte d Sum OF PO'S	Sum of wei ghte d pro duct	Sum of wei ghte d Sum OF PO'S product/
PO1	2.5	0.95	2.37	2.5	1	2.5	2.3	0.94	2.16	2.3	0.97	2.23	2.5	0.944	2.36	2.25	0.972	2.18	14.35	13.80	0.96167
PO2	1	0.95	0.95	1	1	1	2	0.94	1.88	2	0.97	1.94	2.5	0.944	2.36	2.25	0.972	2.18	10.75	10.31	0.95906
PO3	1	0.95	0.95	1	1	1	2	0.94	1.88	2	0.97	1.94	2.75	0.944	2.59	1.25	0.972	1.21	10	9.57	0.957
PO4	2.2 5	0.95	2.13	2.25	1	2.25	3	0.94	2.82	3	0.97	2.91	2.25	0.944	2.12	3	0.972	2.91	15.75	15.14	0.96126
PO5	2.7 5	0.95	2.61	2.75	1	2.75	3	0.94	2.82	3	0.97	2.91	3	0.944	2.83	2	0.972	1.94	16.5	15.86	0.961212
PO6	2.5	0.95	2.37	2.5	1	2.5	3	0.94	2.82	3	0.97	2.91	2	0.944	1.88	1.75	0.972	1.70	14.75	14.18	0.96135

PAPER-VIA: NUMERICAL METHODS

	PO1	PO2	PO3	PO4	PO5	PO6
CO1	3	1	1	2	3	3
CO2	3	1	1	3	3	3
CO3	3	1	1	2	3	3
CO4	3	1	1	3	3	3
CO5	2	1	1	2	2	2
CO6	2	1	1	2	2	2
Avg	2.6	1	1	2.4	2.6	2.6

PAPER-VIIA: MATHEMATICAL SPECIAL FUNCTIONS

	PO1	PO2	PO3	PO4	PO5	PO6
CO1	3	1	1	2	3	3
CO2	3	1	1	3	3	3
CO3	3	1	1	2	3	3
CO4	3	1	1	3	3	3
CO5	2	1	1	2	2	2
Avg	2	1	1	2	2	2

PAPER-VIA: NUMERICAL METHODS

	PO1	PO2	PO3	PO4	PO5	PO6
CO1	3	1	1	2	3	3
CO2	3	1	1	3	3	3
CO3	3	1	1	2	3	3
CO4	3	1	1	3	3	3
CO5	2	1	1	2	2	2
CO6	2	1	1	2	2	2
Avg	2.6	1	1	2.4	2.6	2.6

PAPER-VIIA: MATHEMATICAL SPECIAL FUNCTIONS

	PO1	PO2	PO3	PO4	PO5	PO6
CO1	3	1	1	2	3	3
CO2	3	1	1	3	3	3
CO3	3	1	1	2	3	3
CO4	3	1	1	3	3	3
CO5	2	1	1	2	2	2
Avg	2	1	1	2	2	2

PAPER-VIA: ENVIRONMENTAL CHEMISTRY

	PO1	PO2	PO3	PO4	PO5	PO6
CO1	2	4	4	-	2	2
CO2	1	3	4	-	1	2
CO3	2	3	4	-	2	2
CO4	1	3	3	1	3	1
Avg	1.5	3.25	3.75	0.25	2	1.75

PAPER VIIB: GREEN CHEMISTRY AND NANOTECHNOLOGY

	PO1	PO2	PO3	PO4	PO5	PO6
CO1	3	3	4	2	1	2
CO2	1	2	3	1	1	2
CO3	3	3	3	1	1	1
CO4	3	3	3	2	3	3
Avg	2.5	2.75	3.25	1.5	1.5	2

Attainment level of each course in Sem-V for III B.Sc (MPC-EM)

Courses	No of students attended	No of students attained			CO_CCAA	CO_MSA	CO_FA
		CCAA(≥ 7)	MSA(≥ 8)	FA(≥ 26)			
	(1)	(2)	(3)	(4)	(2)/(1)	(3)/(1)	(4)/(1)
Numerical Methods	35	35	35	34	1	1	0.97
Mathematical Special Function	35	35	35	32	1	1	0.914
Low Temperature Physics and Refrigeration	35	35	35	30	1	1	0.85
Solar Energy and Applications	35	35	35	33	1	1	0.94
Environmental chemistry	35	35	34	34	1	0.971	0.971
Green chemistry and Nanotechnology	35	35	34	34	1	0.971	0.971

II B.Sc. SEM-V (MPC-EM) CO-CURRICULAR ACTIVITY ASSESMENT ATTAINMENTS

P O s	Mat hs VI	PO Attain ment	Weigh ted produ ct	Mat hs VII	PO Attain ment	Weigh ted produ ct	P hy VI	PO Attain ment	Weigh ted produ ct	Ph y VI I	PO Attain ment	Weigh ted produ ct	Che VI	PO Attain ment	Weigh ted produ ct	C he VI I	PO Attain ment	Weigh ted produ ct	Weigh ted Sum of Pos	Sum of Weig hed prod uct	Weigh ted Avera ge
P O1	2.6	1	2.6	2	1	2	2. 3	1	2.25	2. 25	1	2.25	1.5	1	1.5	2. 5	1	2.5	13.1	13.1	1
P O2	1	1	1	1	1	1	2. 3	1	2.25	2	1	2	3.3	1	3.25	2. 75	1	2.75	12.25	12.25	1
P O3	1	1	1	1	1	1	2. 5	1	2.5	2. 75	1	2.75	3.8	1	3.75	3. 25	1	3.25	14.25	14.25	1
P O4	2.4	1	2.4	2	1	2	2. 3	1	2.25	2. 25	1	2.25	0.3	1	0.25	1. 5	1	1.5	10.65	10.65	1
P O5	2.6	1	2.6	2	1	2	2. 3	1	2.25	2. 25	1	2.25	2	1	2	1. 5	1	1.5	12.6	12.6	1
P O6	2.6	1	1.6	2	1	2	2. 5	1	2.5	2. 25	1	2.25	1.8	1	1.75	2	1	2	13.1	12.1	0.924

III B.Sc. SEM V (MPC-EM) MID SEMESTER ACTIVITY ASSESMENT ATTAINMENTS

PO s	Maths VI	PO Attainment	Weig hted produ ct	Mat hs VII	PO Attain ment	Weig hted produ ct	Ph y VI	PO Attai nment	Weig hted produ ct	Phy VII	PO Attai nment	Weig hted produ ct	Che VI	PO Atta inment	Weig hted produ ct	Che VII	PO Attain ment	Weig hted produ ct	Weig hted Sum of POs	Sum of Weighe d produc t	Sum of Weighed product/ Weighted Sum of POs
PO1	2.6	1	2.6	2	1	2	2.25	1	2.25	2.25	1	2.25	1.5	0.971	1.4565	2.5	0.971	2.4275	13.1	12.984	0.991145
PO2	1	1	1	1	1	1	2.25	1	2.25	2	1	2	3.25	0.971	3.15575	2.75	0.971	2.67025	12.25	12.076	0.985796
PO3	1	1	1	1	1	1	2.5	1	2.5	2.75	1	2.75	3.75	0.971	3.64125	3.25	0.971	3.15575	14.25	14.047	0.985754
PO4	2.4	1	2.4	2	1	2	2.25	1	2.25	2.25	1	2.25	1	0.971	0.971	1.5	0.971	1.4565	11.4	11.3275	0.99364
PO5	2.6	1	2.6	2	1	2	2.25	1	2.25	2.25	1	2.25	2	0.971	1.942	1.5	0.971	1.4565	12.6	12.4985	0.991944
PO6	2.6	1	2.6	2	1	2	2.5	1	2.5	2.25	1	2.25	1.75	0.971	1.69925	2	0.971	1.942	13.1	12.9913	0.991698

III B.Sc. SEM-V (MPC-EM) FINAL ASSESMENT ATTAINMENTS

PO s	Math s VI	PO Attain ment	Weig hted produ ct	Mat hs VII	PO Attain ment	Weig hted produ ct	Phy VI	PO Attain ment	Weig hted produ ct	Phy VII	PO Attain ment	Weig hted produ ct	Che VI	PO Atta inment	Weig hted produ ct	Che VII	PO Attain ment	Weig hted produ ct	Wei ghte d Sum of POs	Sum of Weighe d produc t	Sum of Weighed product/ Weigthe d Sum of POs
PO1	2.6	0.97	2.522	2	0.914	1.828	2.25	0.85	1.913	2.25	0.94	2.115	1.5	0.971	1.4565	2.5	0.971	2.4275	13.1	12.2615	0.935992
PO2	1	0.97	0.97	1	0.914	0.914	2.25	0.85	1.913	2	0.94	1.88	3.25	0.971	3.15575	2.75	0.971	2.67025	12.25	11.5025	0.93898
PO3	1	0.97	0.97	1	0.914	0.914	2.5	0.85	2.125	2.75	0.94	2.585	3.75	0.971	3.64125	3.25	0.971	3.15575	14.25	13.391	0.939719
PO4	2.4	0.97	2.328	2	0.914	1.828	2.25	0.85	1.913	2.25	0.94	2.115	1	0.971	0.971	1.5	0.971	1.4565	11.4	10.611	0.930789
PO5	2.6	0.97	2.522	2	0.914	1.828	2.25	0.85	1.913	2.25	0.94	2.115	2	0.971	1.942	1.5	0.971	1.4565	12.6	11.776	0.934603
PO6	2.6	0.97	2.522	2	0.914	1.828	2.5	0.85	2.125	2.25	0.94	2.115	1.75	0.971	1.69925	2	0.971	1.942	13.1	12.2313	0.933683

B.Sc. MPC-EM CO-CURRICULAR ACTIVITY ASSESMENT ATTAINMENTS

Po'S	Sum of weighted product/ weighted sum of Pos Sem-I	Sum of weighted product/ weighted sum of Pos Sem-II	Sum of weighted product/ weighted sum of Pos Sem-III	Sum of weighted product/ weighted sum of Pos Sem-IV	Sum of weighted product/ weighted sum of Pos Sem-V	Average of PO's attained	% of attainment
PO1	0.991145	0.996215	1	1	1	0.997472	99.74
PO2	0.989115	0.991892	1	1	1	0.9962014	99.62
PO3	0.990043	0.990438	1	1	1	0.9960962	99.60
PO4	0.987085	0.9875	1	1	1	0.994917	99.49
PO5	0.988651	0.992523	1	1	1	0.9962348	99.62
PO6	0.988624	0.989124	1	1	0.924	0.9803496	98.03


III B.Sc. SEM V (MPC-EM) MID SEMESTER ACTIVITY ASSESMENT ATTAINMENTS

Po'S	Sum of weighted product/ weighted sum of Pos Sem-I	Sum of weighted product/ weighted sum of Pos Sem-II	Sum of weighted product/ weighted sum of Pos Sem-III	Sum of weighted product/ weighted sum of Pos Sem-IV	Sum of weighted product/ weighted sum of Pos Sem-V	Average of PO's attained	% of attainment
PO1	0.984146	0.984928	1	0.98466	0.991145	0.9889758	98.89
PO2	0.982079	0.984279	1	0.98418	0.985796	0.9872668	
PO3	0.981343	0.984103	1	0.985	0.985754	0.98724	
PO4	0.985591	0.984222	1	0.98539	0.99364	0.9897686	
PO5	0.985535	0.985634	1	0.98545	0.991944	0.9897126	
PO6	0.985185	0.986827	1	0.98711	0.991698	0.990164	

III B.Sc. SEM-V (MPC-EM) FINAL ASSESMENT ATTAINMENTS

Po'S	Sum of weighted product/ weighted sum of Pos Sem-I	Sum of weighted product/ weighted sum of Pos Sem-II	Sum of weighted product/ weighted sum of Pos Sem-III	Sum of weighted product/ weighted sum of Pos Sem-IV	Sum of weighted product/ weighted sum of Pos Sem-V	Average of PO's attained	% of attainment
PO1	0.896774	0.901703	0.98729	0.96167	0.935992	0.9366858	
PO2	0.885559	0.887365	0.98726	0.95906	0.93898	0.9316448	
PO3	0.880868	0.953944	0.98748	0.957	0.939719	0.9438022	
PO4	0.897355	0.910556	0.98412	0.96126	0.930789	0.936816	
PO5	0.875347	0.964424	0.98394	0.961212	0.934603	0.9439052	
PO6	0.877194	0.884109	0.98429	0.96135	0.933683	0.9281252	




 PRINCIPAL
 A.S.D. GOVT. DEGREE COLLEGE (W)
 AUTONOMOUS
 KAKINADA

Signature of the Principal

A.S.D. Government Degree College for Women (Autonomous)

Kakinada

(Accredited by NAAC With "B" Grade in cycle 3)

(Affiliated to Adikavi Nannaya University, Rajamahendravaram)



2021-22 ADMITTED BATCH CO-POS ATTAINMENTS

ATTAINMENTS FOR MPCs

2023-24

**A.S.D GOVERNMENT DEGREE COLLEGE FOR WOMEN (A) KAKINADA
ACADEMIC YEAR 2023-24**

DEPARTMENT OF COMPUTER SCIENCE

CO-PO Mapping tables

Semester – I (2021-2022 Admitted Batch 2023-24 Outgoing Batch)

I - Semester

English

	PO1	PO2	PO3	PO4	PO5	PO6
CO1	2	3	2	3	2	3
CO2	3	2	3	3	2	3
CO3	2	2	3	2	2	2
CO4	3	3	2	2	2	3
CO5	3	2	2	3	3	2
CO6	3	3	3	2	3	3
Average	2.6	2.5	2.5	2.5	2.3	2.6

Telugu

	PO1	PO2	PO3	PO4	PO5	PO6
CO1	3	3	1	2	3	3
CO2	3	2	3	3	3	3
CO3	2	2	3	3	3	3
CO4	3	3	1	3	3	3
CO5	2	1	1	3	3	3
Average	2.6	2.2	1.8	2.8	3	3

Hindi

	PO1	PO2	PO3	PO4	PO5	PO6
CO1	3	2	3	3	2	3
CO2	3	3	3	2	2	3
CO3	2	3	3	3	3	2
CO4	2	2	2	3	2	3
CO5	3	2	2	2	3	2
CO6	3	3	3	3	3	3
Average	2.6	2.5	2.6	2.6	2.3	2.6

Sanskrit

	PO1	PO2	PO3	PO4	PO5	PO6
CO1	2	1	2	3	1	3
CO2	3	2	1	2	1	2
CO3	4	1	2	3	1	2
CO4	2	1	1	2	1	1
Average	2.75	1.25	1.5	2.5	1	2

Mathematics

I B.Sc Paper-I (Semester I) : Differential Equations

	PO 1	PO 2	PO 3	PO 4	PO 5	PO 6
CO 1	2	1	1	2	2	3
CO 2	3	1	1	3	3	2
CO 3	3	1	1	2	3	3
CO 4	2	1	1	2	3	2
CO 5	3	1	1	2	2	3
AVG	2.6	1	1	2.2	2.6	2.6

Physics

I B.SC, MPCS, SEM-1, Paper-1, Mechanics, Waves and Oscillations

	PO1	PO2	PO3	PO4	PO5	PO6
CO1	1	2	2	3	2	3
CO2	2	2	2	3	2	3
CO3	3	2	2	3	2	3
CO4	2	2	2	3	2	3
AVG	2	2	2	3	2	3

Computer Science

Paper-I: Problem Solving in C

	PO1	PO2	PO3	PO4	PO5	PO6
CO1	1	1	1	1	2	1
CO2	2	1	3	2	1	1
CO3	1	1	2	3	3	1
CO4	2	2	3	2	2	2
CO5	1	2	1	1	1	2
Average	1.4	1.4	2	1.8	1.8	1.4

II - Semester
English

	PO1	PO2	PO3	PO4	PO5	PO6
CO1	2	2	2	2	2	3
CO2	3	2	3	1	2	1
CO3	3	3	2	2	2	2
CO4	2	3	1	3	3	3
CO5	2	3	3	2	2	2
CO6	2	2	2	3	3	3
	2.3	2.3	2.1	2.1	2.3	2.3

Telugu

	PO1	PO2	PO3	PO4	PO5	PO6
CO1	2	3	1	1	3	3
CO2	3	2	1	3	3	3
CO3	3	1	1	2	3	3
CO4	3	3	2	2	3	3
CO5	2	2	1	1	3	3
Average	2.8	2.2	1.2	1.8	3	3

Hindi

	PO1	PO2	PO3	PO4	PO5	PO6
CO1	3	2	3	2	3	2
CO2	2	2	2	2	2	2
CO3	2	3	3	2	3	2
CO4	3	2	2	2	2	2
CO5	2	2	2	2	2	2
CO6	3	3	3	2	2	2
%	2.5	2.3	2.5	2	2.3	2

Sanskrit

	PO1	PO2	PO3	PO4	PO5	PO6
CO1	2	2	1	2	1	3
CO2	3	2	2	1	1	2
CO3	3	3	2	2	1	2
CO4	2	3	2	1	1	1
Average	2.5	2.5	1.75	1.5	1	2

Mathematics

I B.Sc Paper-II (Semester II) : Solid Geometry

	PO 1	PO 2	PO 3	PO 4	PO 5	PO 6
CO 1	2	1	1	2	2	3
CO 2	3	1	1	3	3	2
CO 3	3	1	1	2	3	3
CO 4	2	1	1	2	3	2
AVG	2.5	1	1	2.25	2.75	2.5

Physics

I B.SC, MPCS, SEM-2, Paper-II, Wave optics

	PO1	PO2	PO3	PO4	PO5	PO6
CO1	2	2	2	3	2	3
CO2	2	2	2	3	2	3
CO3	2	2	2	3	2	3
AVG	2	2	2	3	2	3

Computer Science

Paper-II: Data Structures using C

CO-PO	PO 1	PO 2	PO3	PO4	PO5	PO6
CO1	2	3	3	2	2	2
CO2	2	3	3	3	3	3
CO3	2	3	3	2	2	2
CO4	3	3	3	3	3	3
CO5	3	3	3	3	3	2
Weighted Avg.	2.4	3	3	2.6	2.6	2.4

**III - Semester
English**

	PO1	PO2	PO3	PO4	PO5	PO6
CO1	3	2	1	2	2	2
CO2	3	2	2	2	2	2
CO3	2	2	3	2	3	3
CO4	3	3	2	3	2	2
CO5	3	2	3	3	3	2
CO6	2	2	3	2	3	3
Average	2.6	2.1	2.3	2.3	2.5	2.3

Telugu

	PO1	PO2	PO3	PO4	PO5	PO6
CO1	2	1	1	1	3	3
CO2	3	1	1	1	3	3
CO3	3	1	1	2	3	3
CO4	3	1	1	2	2	3
CO5	3	1	1	1	3	3
Average	2.8	1	1	1.4	2.8	3

Hindi

	PO1	PO2	PO3	PO4	PO5	PO6
CO1	3	2	3	3	2	2
CO2	2	2	3	1	2	2
CO3	2	2	3	3	1	2
CO4	3	2	2	2	2	2
CO5	2	2	2	3	2	2
CO6	2	2	3	2	1	2
%	2.3	2	2.6	2.3	1.6	2

Sanskrit

	PO1	PO2	PO3	PO4	PO5	PO6
CO1	2	2	1	2	1	3
CO2	3	2	2	1	1	2
CO3	1	3	2	2	1	2
CO4	2	3	2	1	1	1
Average	2	2.5	1.75	1.5	1	2

Mathematics

II B.Sc Paper-III (Semester-III) Abstract Algebra

	PO 1	PO 2	PO 3	PO 4	PO 5	PO 6
CO 1	3	1	1	2	3	3
CO 2	3	1	1	3	3	3
CO 3	3	1	1	2	3	3
CO 4	3	1	1	3	3	3
CO 5	2	1	1	2	2	2
CO 6	2	1	1	2	2	2
AVG	2.6	1	1	2.4	2.6	2.6

Physics

II B.SC, MPCS, SEM-3, PAPER-3, Heat & Thermodynamics

	PO1	PO2	PO3	PO4	PO5	PO6
CO1	2	2	2	3	3	3
CO2	2	2	2	3	3	3
CO3	2	2	2	3	3	3
CO4	3	2	2	3	3	3
CO5	3	2	2	3	3	3
AVG	2.4	2	2	3	3	3

Computer Science

Paper – III : Database Management System

	PO1	PO2	PO3	PO4	PO5	PO6
CO1	2	2	2	2	2	2

CO2	2	3	3	3	2	3
CO3	3	3	3	3	3	3
CO4	1	3	3	3	2	3
CO5	2	3	3	3	3	2
Weighted Avg.	2	2.8	2.8	2.8	2.4	2.6

IV - Semester

II B.Sc Paper-IV(Semester-IV) Real Analysis(Maths)

	PO 1	PO 2	PO 3	PO 4	PO 5	PO 6
CO 1	2	1	1	2	2	3
CO 2	3	1	1	3	3	2
CO 3	3	1	1	2	3	3
CO 4	2	1	1	2	3	2
AVG	2.5	1	1	2.25	2.75	2.5

II B.Sc Paper-V (Semester-IV) Linear Algebra

	PO 1	PO 2	PO 3	PO 4	PO 5	PO 6
CO 1	2	1	1	2	2	3
CO 2	3	1	1	3	3	2
CO 3	3	1	1	2	3	3
CO 4	2	1	1	2	3	2
AVG	2.5	1	1	2.25	2.75	2.5

Physics

II B.SC, MPCS, SEM-4, PAPER-4, Electricity, Magnetism and Electronics

	PO1	PO2	PO3	PO4	PO5	PO6
CO1	2	2	2	3	3	3
CO2	2	3	2	3	3	3
CO3	2	2	2	3	3	3

CO4	3	2	2	3	3	3
CO5	2	2	2	3	3	3
CO6	3	2	2	3	3	3
AVG	2.3	2	2	3	3	3

II B.SC, MPCS, SEM-4, PAPER-5, Modern Physics

	PO1	PO2	PO3	PO4	PO5	PO6
CO1	2	2	2	3	3	3
CO2	2	3	2	3	3	3
CO3	2	2	2	3	3	3
CO4	3	2	2	3	3	3
CO5	2	2	2	3	3	3
CO6	3	2	2	3	3	3
AVG	2.3	2	2	3	3	3

Computer Science

Paper-IV: Object Oriented Programming through Java

	PO1	PO2	PO3	PO4	PO5	PO6
CO1	2	1	1	2	2	2
CO2	3	2	2	3	2	2
CO3	3	2	1	2	1	2
CO4	3	2	2	3	2	3
CO5	3	2	1	2	2	2
Average	2.8	2.8	2.8	2.8	2.8	2.8

Computer Science – Paper-V: Operating Systems

	PO1	PO2	PO3	PO4	PO5	PO6
CO1	2	1	2	2	2	1
CO2	3	2	1	1	3	2
CO3	3	2	2	3	2	2
CO4	2	2	1	2	2	2
CO5	3	3	2	2	2	2
Average	2.6	2	1.6	2	2.2	1.8

V - Semester

III B.Sc Paper-6A (Semester –V) Numerical Methods

	PO1	PO2	PO3	PO4	PO5	PO6
CO1	3	1	1	2	3	3
CO2	3	1	1	3	3	3
CO3	3	1	1	2	3	3
CO4	3	1	1	3	3	3
CO5	2	1	1	2	2	2
CO6	2	1	1	2	2	2
Avg	2.6	1	1	2.4	2.6	2.6

III B.Sc Paper 7A (Semester-V) Mathematical Special Functions

	PO1	PO2	PO3	PO4	PO5	PO6
CO1	3	1	1	2	3	3
CO2	3	1	1	3	3	3
CO3	3	1	1	2	3	3
CO4	3	1	1	3	3	3
CO5	2	1	1	2	2	2
Avg	2	1	1	2	2	2

Physics

IIIB.SC, MPCS, SEM-5, PAPER-6B, Low temperature Physics and refrigeration

	PO1	PO2	PO3	PO4	PO5	PO6
CO1	3	2	2	2	2	3
CO2	2	3	2	2	3	2
CO3	2	2	3	2	2	2
CO4	2	2	3	3	2	3
AVG	2.25	2.25	2.5	2.25	2.25	2.5

III B.SC, MPCS, SEM-5, PAPER-7B, Solar energy and Applications

	PO1	PO2	PO3	PO4	PO5	PO6
CO1	3	2	3	2	2	3
CO2	2	2	3	2	3	2
CO3	2	2	2	3	2	3
CO4	2	2	3	2	2	2
AVG	2.25	2	2.75	2.25	2.25	2.25

Computer Science

Paper-VI A: Web Interface Designing Technologies

	PO1	PO2	PO3	PO4	PO5	PO6
CO1	3	2	2	2	2	3
CO2	3	3	3	2	3	3
CO3	3	2	2	3	1	3
CO4	2	1	2	2	2	2
CO5	2	2	1	1	1	2
Average	2.6	2	2	2	1.8	2.6

Paper-VII A: Web Applications Development using PHP& MYSQL

	PO 1	PO 2	PO3	PO4	PO5	PO6
CO1	3	3	2	2	2	2
CO2	3	3	3	2	3	2
CO3	2	2	3	3	3	2
CO4	2	2	2	1	3	1
CO5	3	2	3	3	3	2
Average	2.6	2.4	2.6	2.2	2.8	1.8

I – Semester

Attainment level of each course

Courses	No. of Students attended	No. of Students Attained			CO_DA CCAA	CO_IA MSA	CO_FA FA
		CCAA(2)	MSA(3)	FA(4)			
	(1)	CCAA(2)	MSA(3)	FA(4)	2/1	3/1	4/1
English	60	60	58	59	1	0.9	0.9
Telugu	23	23	23	22	1	1	0.96
Hindi	04	04	04	04	1	1	1
Sanskrit	31	31	31	31	1	1	1
Differential Equations	58	58	57	56	1	0.98	0.97
Mechanics, waves and Oscillations	57	57	57	52	1	1	0.91
Problem Solving in C	58	53	58	57	0.91	1	0.98

II – Semester

Attainment level of each course

Courses	No. of Students attended	No. of Students Attained			CO_DA CCAA	CO_IA MSA	CO_FA FA
		CCAA(2)	MSA(3)	FA(4)			
	(1)	CCAA(2)	MSA(3)	FA(4)	2/1	3/1	4/1
English	56	56	54	55	1	0.9	0.9
Telugu	22	22	22	22	1	1	1
Hindi	04	04	04	04	1	1	1
Sanskrit	30	30	30	30	1	1	1
Solid Geometry	56	56	56	50	1	1	0.89
Wave Optics	56	55	56	56	1	1	1
Data Structures using c	56	55	56	56	0.98	1	1

III - Semester

Courses	No. of Students attended	No. of Students Attained			CO_DA CCAA	CO_IA MSA	CO_FA FA
		CCAA(2)	MSA(3)	FA(4)			
	(1)	CCAA(2)	MSA(3)	FA(4)	2/1	3/1	4/1
English	55	55	55	54	1	1	0.9
Telugu	21	21	21	21	1	1	1
Hindi	04	04	04	04	1	1	1
Sanskrit	30	30	30	30	1	1	1
Abstract Algebra	55	55	55	55	1	1	1
Heat & Thermodynamics	55	53	55	52	1	1	0.94
Database Management System	55	52	55	55	0.94	1	1

IV - Semester

Courses	No. of Students attended	No. of Students Attained			CO_DA CCAA	CO_IA MSA	CO_FA FA
		CCAA(2)	MSA(3)	FA(4)			
	(1)	CCAA(2)	MSA(3)	FA(4)	2/1	3/1	4/1
Real Analysis	56	56	55	50	1	0.98	0.89
Linear Algebra	54	54	54	54	1	1	1
Electricity, Magnetism and Electronics	55	51	55	55	1	1	1
Modern Physics	55	55	55	55	1	1	1
Object Oriented Programming Through Java	55	33	55	54	0.6	1	0.98
Operating System	55	49	55	54	0.89	1	0.98

V - Semester

Courses	No. of Students attended	No. of Students Attained			CO_DA CCAA	CO_IA MSA	CO_FA FA
		(1)	CCAA(2)	MSA(3)	FA(4)	2/1	3/1
Numerical Methods	53	53	52	53	1	0.98	0.97
Mathematical Special Functions	53	53	53	52	1	1	0.98
Low Temperature Physics and Refrigeration	53	53	53	53	1	1	1
Solar Energy and Applications	53	53	53	52	1	1	0.98
Web Interface Designing Technologies	53	52	53	51	0.98	1	0.96
Web Applications Development Using PHP	53	53	53	53	1	1	1

B.Sc. (MPCs) CCAA ASSESMENT ATTAINMENTS (Sem-I)

POs	English	PO Attainment	Weighted product	Telugu	PO Attainment	Weighted product	Hindi	PO Attainment	Weighted product	Sanskrit	PO Attainment	Weighted product	Maths	PO Attainment	Weighted product	Physics	PO Attainment	Weighted product	Computers	PO Attainment	Weighted product	Weighted Sum	Weighted Sum	Weighted Average
PO1	2.6	1	2.6	2.6	1	2.6	2.6	1	2.6	2.75	1	2.75	2.6	1	2.6	2	1	2	1.4	0.91	1.27	16.55	16.42	1.0
PO2	2.5	1	2.5	2.2	1	2.2	2.5	1	2.5	1.25	1	1.25	1	1	1	2	1	2	1.4	0.91	1.27	12.85	12.72	1.0
PO3	2.5	1	2.5	1.8	1	1.8	2.6	1	2.6	1.5	1	1.5	1	1	1	2	1	2	2	0.91	1.82	13.4	13.22	1.0
PO4	2.5	1	2.5	2.8	1	2.8	2.6	1	2.6	2.5	1	2.5	2.2	1	2.2	3	1	3	1.8	0.91	1.64	17.4	17.24	1.0
PO5	2.3	1	2.3	3	1	3	2.3	1	2.3	1	1	1	2.6	1	2.6	2	1	2	1.8	0.91	1.64	15	14.84	1.0
PO6	2.6	1	2.6	3	1	3	2.6	1	2.6	2	1	2	2.6	1	2.6	3	1	3	1.4	0.91	1.27	17.2	17.07	1.0

B.Sc. (MPCs) CCAA ASSESMENT ATTAINMENTS (Sem-II)

POs	English	PO Attainment	Weighted product	Telugu	PO Attainment	Weighted product	Hindi	PO Attainment	Weighted product	Sanskrit	PO Attainment	Weighted product	Maths	PO Attainment	Weighted product	Physics	PO Attainment	Weighted product	Computers	PO Attainment	Weighted product	Weighted Sum	Weighted Sum	Weighted Average
PO1	2.3	1	2.3	2.8	1	2.8	2.5	1	2.5	2.5	1	2.5	2.5	1	2.5	2	1	2	2.4	0.98	2.35	17	16.95	1.00
PO2	2.3	1	2.3	2.2	1	2.2	2.3	1	2.3	2.5	1	2.5	1	1	1	2	1	2	3	0.98	2.94	15.3	15.24	1.00
PO3	2.1	1	2.1	1.2	1	1.2	2.5	1	2.5	1.75	1	1.75	1	1	1	2	1	2	3	0.98	2.94	13.55	13.49	1.00
PO4	2.1	1	2.1	1.8	1	1.8	2	1	2	1.5	1	1.5	2.25	1	2.25	3	1	3	2.6	0.98	2.55	15.25	15.20	1.00
PO5	2.3	1	2.3	3	1	3	2.3	1	2.3	1	1	1	2.75	1	2.75	2	1	2	2.6	0.98	2.55	15.95	15.90	1.00
PO6	2.3	1	2.3	3	1	3	2	1	2	2	1	2	2.5	1	2.5	3	1	3	2.4	0.98	2.35	17.2	17.15	1.00

B.Sc. (MPCs) CCAA ASSESMENT ATTAINMENTS (Sem-III)

POs	English	PO Attainment	Weighted product	Telugu	PO Attainment	Weighted product	Hindi	PO Attainment	Weighted product	Sanskrit	PO Attainment	Weighted product	Maths	PO Attainment	Weighted product	Physics	PO Attainment	Weighted product	Computers	PO Attainment	Weighted product	Weighted Sum	Weighted Sum	Weighted Average
PO1	2.6	1	2.6	2.8	1	2.8	2.3	1	2.3	2	1	2	2.6	1	2.6	2.4	1	2.4	2	0.94	1.9	16.7	16.6	0.99
PO2	2.1	1	2.1	1	1	1	2	1	2	2.5	1	2.5	1	1	1	2	1	2	2.8	0.94	2.6	13.4	13.2	0.99
PO3	2.3	1	2.3	1	1	1	2.6	1	2.6	1.75	1	1.75	1	1	1	2	1	2	2.8	0.94	2.6	13.45	13.3	0.99
PO4	2.3	1	2.3	1.4	1	1.4	2.3	1	2.3	1.5	1	1.5	2.5	1	2.5	3	1	3	2.8	0.94	2.6	15.8	15.6	0.99
PO5	2.5	1	2.5	2.8	1	2.8	1.6	1	1.6	1	1	1	2.6	1	2.6	3	1	3	2.4	0.94	2.3	15.9	15.8	0.99
PO6	2.3	1	2.3	3	1	3	2	1	2	2	1	2	2.6	1	2.6	3	1	3	2.6	0.94	2.4	17.5	17.3	0.99

B.Sc. (MPCs) CCAA ASSESMENT ATTAINMENTS (Sem-IV)

POs	Maths	PO Attainment	Weighted product	Maths	PO Attainment	Weighted product	Physics	PO Attainment	Weighted product	Physics	PO Attainment	Weighted product	Computers	PO Attainment	Weighted product	Computers	PO Attainment	Weighted product	Weighted Sum	Weighted Sum	Weighted Average
PO1	2.5	1	2.5	2.5	1	2.5	2.3	1	2.3	2.3	1	2.3	2.8	0.6	1.68	2.6	0.89	2.31	15	13.59	0.91
PO2	1	1	1	1	1	1	2	1	2	2	1	2	2.8	0.6	1.68	2	0.89	1.78	10.8	9.46	0.88
PO3	1	1	1	1	1	1	2	1	2	2	1	2	2.8	0.6	1.68	1.6	0.89	1.42	10.4	9.10	0.88
PO4	2.25	1	2.25	2.25	1	2.25	3	1	3	3	1	3	2.8	0.6	1.68	2	0.89	1.78	15.3	13.96	0.91
PO5	2.75	1	2.75	2.75	1	2.75	3	1	3	3	1	3	2.8	0.6	1.68	2.2	0.89	1.96	16.5	15.14	0.92
PO6	2.5	1	2.5	2.5	1	2.5	3	1	3	3	1	3	2.8	0.6	1.68	1.8	0.89	1.60	15.6	14.28	0.92

B.Sc. (MPCs) CCAA ASSESMENT ATTAINMENTS (Sem-V)

PO s	Math s V	PO Attai nme nt	Wei ghte d prod uct	Math s VI	PO Attai nme nt	Wei ghte d prod uct	Phy V	PO Attai nme nt	Wei ghte d prod uct	Phy VI	PO Attai nme nt	Wei ghte d prod uct	CS V	PO Attai nme nt	Wei ghte d prod uct	CS VI	PO Attai nme nt	Wei ghte d prod uct	Wei ghte d Sum	Wei ghte d Sum	Wei ghte d Aver age
PO1	2.6	1	2.6	2	1	2	2.25	1	2.25	2.25	1	2.25	2.6	0.96	2.50	2.6	1	2.6	14.3	14.20	1.0
PO2	1	1	1	1	1	1	2.25	1	2.25	2	1	2	2	0.96	1.92	2.4	1	2.4	10.65	10.57	1.0
PO3	1	1	1	1	1	1	2.5	1	2.5	2.75	1	2.75	2	0.96	1.92	2.6	1	2.6	11.85	11.77	1.0
PO4	2.4	1	2.4	2	1	2	2.25	1	2.25	2.25	1	2.25	2	0.96	1.92	2.2	1	2.2	13.1	13.02	1.0
PO5	2.6	1	2.6	2	1	2	2.25	1	2.25	2.25	1	2.25	1.8	0.96	1.73	2.8	1	2.8	13.7	13.63	1.0
PO6	2.6	1	2.6	2	1	2	2.5	1	2.5	2.25	1	2.25	2.6	0.96	2.50	1.8	1	1.8	13.75	13.65	1.0

B.Sc. (MPCs) MSA ASSESMENT ATTAINMENTS (Sem-I)

POs	English	PO Attainment	Weighted product	Telugu	PO Attainment	Weighted product	Hindi	PO Attainment	Weighted product	Sanskrit	PO Attainment	Weighted product	Maths	PO Attainment	Weighted product	Physics	PO Attainment	Weighted product	Computers	PO Attainment	Weighted product	Weighted Sum	Weighted Sum	Weighted Average
PO1	2.6	0.9	2.34	2.6	1	2.6	2.6	1	2.6	2.75	1	2.75	2.6	0.98	2.55	2	1	2	1.4	1	1.4	16.55	16.24	0.98
PO2	2.5	0.9	2.25	2.2	1	2.2	2.5	1	2.5	1.25	1	1.25	1	0.98	0.98	2	1	2	1.4	1	1.4	12.85	12.58	0.98
PO3	2.5	0.9	2.25	1.8	1	1.8	2.6	1	2.6	1.5	1	1.5	1	0.98	0.98	2	1	2	2	1	2	13.4	13.13	0.98
PO4	2.5	0.9	2.25	2.8	1	2.8	2.6	1	2.6	2.5	1	2.5	2.2	0.98	2.16	3	1	3	1.8	1	1.8	17.4	17.11	0.98
PO5	2.3	0.9	2.07	3	1	3	2.3	1	2.3	1	1	1	2.6	0.98	2.55	2	1	2	1.8	1	1.8	15	14.72	0.98
PO6	2.6	0.9	2.34	3	1	3	2.6	1	2.6	2	1	2	2.6	0.98	2.55	3	1	3	1.4	1	1.4	17.2	16.89	0.98

B.Sc. (MPCs) MSA ASSESMENT ATTAINMENTS (Sem-II)

POs	English	PO Attainment	Weighted product	Telugu	PO Attainment	Weighted product	Hindi	PO Attainment	Weighted product	Sanskrit	PO Attainment	Weighted product	Maths	PO Attainment	Weighted product	Physics	PO Attainment	Weighted product	Computers	PO Attainment	Weighted product	Weighted Sum	Weighted Sum	Weighted Average
PO1	2.3	0.9	2.07	2.8	1	2.8	2.5	1	2.5	2.5	1	2.5	2.5	1	2.5	2	1	2	2.4	1	2.4	17	16.77	0.99
PO2	2.3	0.9	2.07	2.2	1	2.2	2.3	1	2.3	2.5	1	2.5	1	1	1	2	1	2	3	1	3	15.3	15.07	0.98
PO3	2.1	0.9	1.89	1.2	1	1.2	2.5	1	2.5	1.75	1	1.75	1	1	1	2	1	2	3	1	3	13.55	13.34	0.98
PO4	2.1	0.9	1.89	1.8	1	1.8	2	1	2	1.5	1	1.5	2.25	1	2.25	3	1	3	2.6	1	2.6	15.25	15.04	0.99
PO5	2.3	0.9	2.07	3	1	3	2.3	1	2.3	1	1	1	2.75	1	2.75	2	1	2	2.6	1	2.6	15.95	15.72	0.99

PO6	2.3	0.9	2.07	3	1	3	2	1	2	2	1	2	2.5	1	2.5	3	1	3	2.4	1	2.4	17.2	16.97	0.99
-----	-----	-----	------	---	---	---	---	---	---	---	---	---	-----	---	-----	---	---	---	-----	---	-----	------	-------	------

B.Sc. (MPCs) MSA ASSESMENT ATTAINMENTS (Sem-III)

POs	English	PO Attainment	Weighted product	Telugu	PO Attainment	Weighted product	Hindi	PO Attainment	Weighted product	San skrit	PO Attainment	Weighted product	Mat hs	PO Attainment	Weighted product	Phys ics	PO Attainment	Weighted product	Com puter s	PO Attainment	Weighted product	Wei ghte d Sum	Wei ghte d Sum	Weight ed Averag e
PO1	2.6	1	2.6	2.8	1	2.8	2.3	1	2.3	2	1	2	2.6	1	2.6	2.4	1	2.4	2	1	2	16.7	16.7	1
PO2	2.1	1	2.1	1	1	1	2	1	2	2.5	1	2.5	1	1	1	2	1	2	2.8	1	2.8	13.4	13.4	1
PO3	2.3	1	2.3	1	1	1	2.6	1	2.6	1.75	1	1.75	1	1	1	2	1	2	2.8	1	2.8	13.45	13.45	1
PO4	2.3	1	2.3	1.4	1	1.4	2.3	1	2.3	1.5	1	1.5	2.5	1	2.5	3	1	3	2.8	1	2.8	15.8	15.8	1
PO5	2.5	1	2.5	2.8	1	2.8	1.6	1	1.6	1	1	1	2.6	1	2.6	3	1	3	2.4	1	2.4	15.9	15.9	1
PO6	2.3	1	2.3	3	1	3	2	1	2	2	1	2	2.6	1	2.6	3	1	3	2.6	1	2.6	17.5	17.5	1

B.Sc. (MPCs) MSA ASSESMENT ATTAINMENTS (Sem-IV)

PO s	Mat hs	PO Attainment	Wei ghte d product	Mat hs	PO Attainment	Wei ghte d product	PH Y Paper-IV	PO Attainment	Wei ghte d product	PH Y Paper-V	PO Attainment	Wei ghte d product	Com pute rs	PO Attainment	Wei ghte d product	Com pute rs	PO Attainment	Wei ghte d product	Weight ed Sum	Weighte d Sum	Weighte d Average
PO1	2.5	0.98	2.45	2.5	1	2.5	2.3	1	2.3	2.3	1	2.3	2.8	1	2.8	2.6	1	2.6	15.2	14.95	0.98
PO2	1	0.98	0.98	1	1	1	2	1	2	2	1	2	2.8	1	2.8	2	1	2	11.6	10.78	0.93
PO3	1	0.98	0.98	1	1	1	2	1	2	2	1	2	2.8	1	2.8	1.6	1	1.6	11.6	10.38	0.89
PO4	2.25	0.98	2.21	2.25	1	2.25	3	1	3	3	1	3	2.8	1	2.8	2	1	2	16.1	15.26	0.95

PO5	2.75	0.98	2.7	2.75	1	2.75	3	1	3	3	1	3	2.8	1	2.8	2.2	1	2.2	17.1	16.45	0.96
PO6	2.5	0.98	2.45	2.5	1	2.5	3	1	3	3	1	3	2.8	1	2.8	1.8	1	1.8	16.6	15.55	0.94

B.Sc. (MPCs) MSA ASSESMENT ATTAINMENTS (Sem-V)

POs	Mat hs V	PO Atta inme nt	Wei ghte d prod uct	Mat hs V	PO Atta inme nt	Wei ghte d prod uct	Phy V	PO Atta inme nt	Wei ghte d prod uct	Phy VI	PO Atta inme nt	Wei ghte d prod uct	CS V	PO Atta inme nt	Wei ghte d prod uct	CS VI	PO Atta inme nt	Wei ghte d prod uct	Wei ghte d Sum	Wei ghte d Sum	Wei ghte d Aver age
PO1	2.6	0.98	2.55	2	1	2	2.25	1	2.25	2.25	1	2.25	2.6	1	2.6	2.6	1	2.6	14.3	14.25	1.00
PO2	1	0.98	0.98	1	1	1	2.25	1	2.25	2	1	2	2	1	2	2.4	1	2.4	10.65	10.63	1.00
PO3	1	0.98	0.98	1	1	1	2.5	1	2.5	2.75	1	2.75	2	1	2	2.6	1	2.6	11.85	11.83	1.00
PO4	2.4	0.98	2.35	2	1	2	2.25	1	2.25	2.25	1	2.25	2	1	2	2.2	1	2.2	13.1	13.05	1.00
PO5	2.6	0.98	2.55	2	1	2	2.25	1	2.25	2.25	1	2.25	1.8	1	1.8	2.8	1	2.8	13.7	13.65	1.00
PO6	2.6	0.98	2.55	2	1	2	2.5	1	2.5	2.25	1	2.25	2.6	1	2.6	1.8	1	1.8	13.75	13.7	1.00

B.Sc. (MPCs) FINAL ASSESMENT ATTAINMENTS (Sem-I)

POs	English	PO Attainment	Weighted product	Telugu	PO Attainment	Weighted product	Hindi	PO Attainment	Weighted product	Sankrit	PO Attainment	Weighted product	Maths	PO Attainment	Weighted product	Physics	PO Attainment	Weighted product	Computers	PO Attainment	Weighted product	Weighted Sum	Weighted Sum	Weighted Average
PO1	2.6	0.9	2.34	2.6	0.96	2.49	2.6	1	2.6	2.75	1	2.75	2.6	0.97	2.5	2	0.91	1.82	1.4	0.98	1.372	16.55	15.87	0.96
PO2	2.5	0.9	2.25	2.5	0.96	2.4	2.5	1	2.5	1.25	1	1.25	1	0.97	0.97	2	0.91	1.82	1.4	0.98	1.372	13.15	12.56	0.96
PO3	2.5	0.9	2.25	2.5	0.96	2.4	2.6	1	2.6	1.5	1	1.5	1	0.97	0.97	2	0.91	1.82	2	0.98	1.96	14.1	13.50	0.96
PO4	2.5	0.9	2.25	2.5	0.96	2.4	2.6	1	2.6	2.5	1	2.5	2.2	0.97	2.13	3	0.91	2.73	1.8	0.98	1.764	17.1	16.37	0.96
PO5	2.3	0.9	2.07	2.3	0.96	2.20	2.3	1	2.3	1	1	1	2.6	0.97	2.5	2	0.91	1.82	1.8	0.98	1.764	14.3	13.65	0.95
PO6	2.6	0.9	2.34	2.6	0.96	2.49	2.6	1	2.6	2	1	2	2.6	0.97	2.5	3	0.91	2.73	1.4	0.98	1.372	16.8	16.03	0.95

B.Sc. (MPCs) FINAL ASSESMENT ATTAINMENTS (Sem-II)

POs	English	PO Attainment	Weighted product	Telugu	PO Attainment	Weighted product	Hindi	PO Attainment	Weighted product	Sanskrit	PO Attainment	Weighted product	Maths	PO Attainment	Weighted product	Physics	PO Attainment	Weighted product	Computers	PO Attainment	Weighted product	Weighted Sum	Weighted Sum	Weighted Average
PO1	2.3	0.9	2.07	2.3	1	2.3	2.5	1	2.5	2.5	1	2.5	2.5	0.89	2.23	2	1	2	2.4	1	2.4	16.5	13.6	0.82
PO2	2.3	0.9	2.07	2.3	1	2.3	2.3	1	2.3	2.3	1	2.3	1	0.89	0.89	2	1	2	3	1	3	15.2	11.86	0.78
PO3	2.1	0.9	1.89	2.1	1	2.1	2.5	1	2.5	2.5	1	2.5	1	0.89	0.89	2	1	2	3	1	3	15.2	11.88	0.78
PO4	2.1	0.9	1.89	2.1	1	2.1	2	1	2	2	1	2	2.25	0.89	2	3	1	3	2.6	1	2.6	16.05	12.99	0.81
PO5	2.3	0.9	2.07	2.3	1	2.3	2.3	1	2.3	2.3	1	2.3	2.75	0.89	2.45	2	1	2	2.6	1	2.6	16.55	13.42	0.81
PO6	2.3	0.9	2.07	2.3	1	2.3	2	1	2	2	1	2	2.5	0.89	2.23	3	1	3	2.4	1	2.4	16.5	13.6	0.82

B.Sc. (MPCs) FINAL ASSESMENT ATTAINMENTS (Sem-III)

PO s	Eng lish	PO Attain ment	Wei ghte d prod uct	Tel ugu	PO Atta inment	Wei ghte d prod uct	Hin di	PO Atta inment	Weighted product	San skri t	PO Attain ment	Wei ghte d prod uct	Ma ths	PO Atta inment	Wei ghte d prod uct	Phy sics	PO Attain ment	Wei ghte d prod uct	Com puter s	PO Attain ment	Wei ghte d prod uct	Wei ghte d Sum	Wei ghte d Sum	Wei ghte d Avera ge
PO1	2.6	0.9	2.34	2.6	1	2.6	2.3	1	2.3	2	1	2	2.6	1	2.6	2.4	0.94	2.25	2	1	2	16.5	16.09	0.98
PO2	2.1	0.9	1.89	2.1	1	2.1	2	1	2	2.5	1	2.5	1	1	1	2	0.94	1.88	2.8	1	2.8	14.5	14.17	0.98
PO3	2.3	0.9	2.07	2.3	1	2.3	2.6	1	2.6	1.7 5	1	1.7 5	1	1	1	2	0.94	1.88	2.8	1	2.8	14.75	14.4	0.98
PO4	2.3	0.9	2.07	2.3	1	2.3	2.3	1	2.3	1.5	1	1.5	2.5	1	2.5	3	0.94	2.82	2.8	1	2.8	16.7	16.29	0.98
PO5	2.5	0.9	2.25	2.5	1	2.5	1.6	1	1.6	1	1	1	2.6	1	2.6	3	0.94	2.82	2.4	1	2.4	15.6	15.17	0.97
PO6	2.3	0.9	2.07	2.3	1	2.3	2	1	2	2	1	2	2.6	1	2.6	3	0.94	2.82	2.6	1	2.6	16.8	16.39	0.98

B.Sc. (MPCs) FINAL ASSESMENT ATTAINMENTS (Sem-IV)

PO s	Maths	PO Attain ment	Wei ghte d prod uct	Maths	PO Attain ment	Wei ghte d prod uct	Phy sics	PO Attain ment	Wei ghte d prod uct	Phy sics	PO Attain ment	Wei ghte d prod uct	Comp uters	PO Attain ment	Wei ghte d prod uct	Comp uters	PO Attain ment	Wei ghte d prod uct	Wei ghte d Sum	Wei ghte d Sum	Wei ghte d Avera ge
PO1	2.5	0.89	2.23	2.5	1	2.5	2.3	1	2.3	2.3	1	2.3	2.8	0.98	2.74	2.6	0.98	2.55	15	14.62	0.97
PO2	1	0.89	0.89	1	1	1	2	1	2	2	1	2	2.8	0.98	2.74	2	0.98	1.96	10.8	10.59	0.98
PO3	1	0.89	0.89	1	1	1	2	1	2	2	1	2	2.8	0.98	2.74	1.6	0.98	1.57	10.4	10.20	0.98
PO4	2.25	0.89	2.2	2.25	1	2.25	3	1	3	3	1	3	2.8	0.98	2.74	2	0.98	1.96	15.3	15.15	0.99

PO5	2.75	0.89	2.45	2.75	1	2.75	3	1	3	3	1	3	2.8	0.98	2.74	2.2	0.98	2.16	16.5	16.10	0.98
PO6	2.5	0.89	2.23	2.5	1	2.5	3	1	3	3	1	3	2.8	0.98	2.74	1.8	0.98	1.76	15.6	15.24	0.98

B.Sc. (MPCs) FINAL ASSESMENT ATTAINMENTS (Sem – V)

Pos	Maths V	PO Attainment	Weighted product	Maths VI	PO Attainment	Weighted product	Phy V	PO Attainment	Weighted product	Phy VI	PO Attainment	Weighted product	CS V	PO Attainment	Weighted product	CS VI	PO Attainment	Weighted product	Weighted Sum	Weighted Sum	Weighted Average
PO 1	2.6	0.97	2.5	2	0.98	1.96	2.25	1	2.25	2.25	0.98	2.205	2.6	0.96	2.50	2.6	1	2.6	14.3	14.01	0.98
PO2	1	0.97	0.97	1	0.98	0.98	2.25	1	2.25	2	0.98	1.96	2	0.96	1.92	2.4	1	2.4	10.65	10.48	0.98
PO3	1	0.97	0.97	1	0.98	0.98	2.5	1	2.5	2.75	0.98	2.695	2	0.96	1.92	2.6	1	2.6	11.85	11.67	0.98
PO4	2.4	0.97	2.33	2	0.98	1.96	2.25	1	2.25	2.25	0.98	2.205	2	0.96	1.92	2.2	1	2.2	13.1	12.87	0.98
PO5	2.6	0.97	2.5	2	0.98	1.96	2.25	1	2.25	2.25	0.98	2.205	1.8	0.96	1.73	2.8	1	2.8	13.7	13.44	0.98
PO6	2.6	0.97	2.5	2	0.98	1.96	2.5	1	2.5	2.25	0.98	2.45	2.6	0.96	2.50	1.8	1	1.8	13.75	13.71	1.00

B.Sc. (MPCs) CCAA ASSESMENT ATTAINMENTS

	Sum of Weighted Product/ Weighted Sum of POs Sem -I	Sum of Weighted Product/ Weighted Sum of POs Sem -II	Sum of Weighted Product/ Weighted Sum of POs Sem -III	Sum of Weighted Product/ Weighted Sum of POs Sem -IV	Sum of Weighted Product/ Weighted Sum of POs Sem -V	Average of Pos Attained	% of Attainment
Pos1	1	1	0.99	0.91	1	4.9	0.98
Pos2	1	1	0.99	0.88	1	4.87	0.974
Pos3	1	1	0.99	0.88	1	4.87	0.974
Pos4	1	1	0.99	0.91	1	4.9	0.98
Pos5	1	1	0.99	0.92	1	4.91	0.982
Pos6	1	1	0.99	0.92	1	4.91	0.982

B.Sc. (MPCs) MSA ASSESMENT ATTAINMENTS

	Sum of Weighted Product/ Weighted Sum of POs Sem -I	Sum of Weighted Product/ Weighted Sum of POs Sem -II	Sum of Weighted Product/ Weighted Sum of POs Sem -III	Sum of Weighted Product/ Weighted Sum of POs Sem -IV	Sum of Weighted Product/ Weighted Sum of POs Sem -V	Average of Pos Attained	% of Attainment
Pos1	0.98	0.98	1	0.98	1	4.94	0.988
Pos2	0.98	0.98	1	0.93	1	4.89	0.978
Pos3	0.98	0.98	1	0.89	1	4.85	0.97
Pos4	0.98	0.99	1	0.95	1	4.92	0.984

Pos5	0.98	0.99	1	0.96	1	4.93	0.986
Pos6	0.98	0.99	1	0.94	1	4.91	0.982

B.Sc. (MPCs) FINAL ASSESMENT ATTAINMENTS (Sem – V)

	Sum of Weighted Product/ Weighted Sum of POs Sem -I	Sum of Weighted Product/ Weighted Sum of POs Sem -II	Sum of Weighted Product/ Weighted Sum of POs Sem -III	Sum of Weighted Product/ Weighted Sum of POs Sem -IV	Sum of Weighted Product/ Weighted Sum of POs Sem -V	Average of Pos Attained	% of Attainment
Pos1	0.96	0.82	0.98	0.97	0.98	4.71	0.942
Pos2	0.96	0.78	0.98	0.98	0.98	4.68	0.936
Pos3	0.96	0.78	0.98	0.98	0.98	4.68	0.936
Pos4	0.96	0.81	0.98	0.98	0.98	4.71	0.942
Pos5	0.95	0.81	0.97	0.98	0.98	4.69	0.938
Pos6	0.95	0.82	0.98	0.98	1	4.73	0.946

N.N.S. Eswari
Signature of the HOD
 IN-CHARGE
 DEPT OF COMPUTER SCIENCE
 ASD GOVT DEGREE COLLEGE (M) AUTONOMOUS
 KAKINADA

V. N. D.
 PRINCIPAL
 A.S.D. GOVT. DEGREE COLLEGE (M)
 AUTONOMOUS
 KAKINADA

A.S.D. Government Degree College for Women (Autonomous)

Kakinada

(Accredited by NAAC With "B" Grade in cycle 3)

(Affiliated to Adikavi Nannaya University, Rajamahendravaram)



2021-22 ADMITTED BATCH CO-POS ATTAINMENTS

ATTAINMENTS FOR CBMB

2023-24

A.S.D. GOVT. DEGREE COLLEGE FOR WOMEN (A), KAKINADA
2023-24 outgoing batch CO PO ATTAINMENT FOR ALL SEMESTERS (CBMB)
B.Sc Microbiology

Calculating attainment at each level of course CBMB (CHEMISTRY)

Courses	No of students attended	No of students attained			CO CCAA	CO MSA	CO FA
		CCAA(≥ 7)	MSA(≥ 8)	FA(≥ 26)			
	(1)	(2)	(3)	(4)	(2)/(1)	(3)/(1)	(4)/(1)
Inorganic & Physical Chemistry-I	23	23	22	17	1	0.957	0.739
Organic & General Chemistry-II	20	20	19	15	1	0.95	0.75
Organic Chemistry & Spectroscopy-III	17	17	14	9	1	0.824	0.529
Inorganic, Organic & Physical Chemistry-IV	17	17	16	15	1	0.941	0.882
Inorganic & Physical Chemistry-V	17	17	14	13	1	0.824	0.765
Environmental chemistry-6D	17	17	16	16	1	0.941	0.941
Green chemistry and Nanotechnology-7D	17	17	16	15	1	0.941	0.882

I B.Sc CBMB Paper- I &II CCAA Assessment Attainment

PO's	Chem Paper I	PO Attainment	Weighed product	Chem Paper-II	PO Attainment	Weighed product
PO1	1.66	1	1.66	2.25	1	2.25
PO2	2.33	1	2.33	2.5	1	2.5
PO3	2.66	1	2.66	2	1	2
PO4	0.66	1	0.66	1.75	1	1.75
PO5	2.66	1	2.66	2.7	1	2.7
PO6	2.66	1	2.66	1.75	1	1.75

I B.Sc CBMB Paper- I &II MSA(IA) Attainment

PO's	Chem Paper I	PO Attainment	Weighed product	Chem Paper-II	PO Attainment	Weighed product
PO1	1.66	0.957	1.589	2.25	0.95	2.138
PO2	2.33	0.957	2.23	2.5	0.95	2.375
PO3	2.66	0.957	2.546	2	0.95	1.9
PO4	0.66	0.957	0.632	1.75	0.95	1.663
PO5	2.66	0.957	2.546	2.7	0.95	2.565
PO6	2.66	0.957	2.546	1.75	0.95	1.663

I B.Sc CBMB Paper- I &II FA Attainment

PO's	Chem Paper I	PO Attainment	Weighed product	Chem Paper-II	PO Attainment	Weighed product
PO1	1.66	0.739	1.227	2.25	0.75	1.688
PO2	2.33	0.739	1.722	2.5	0.75	1.875
PO3	2.66	0.739	1.966	2	0.75	1.5
PO4	0.66	0.739	0.488	1.75	0.75	1.313
PO5	2.66	0.739	1.966	2.7	0.75	2.025
PO6	2.66	0.739	1.966	1.75	0.75	1.313

II B.Sc CBMB Paper- III, IV &V CCAA Assessment Attainment

PO's	Chem Paper III	PO Attainment	Weighed product	Chem Paper-IV	PO Attainment	Weighed product	Chem Paper-V	PO Attainment	Weighed product
PO1	3	1	3	2.5	1	2.5	2.25	1	2.25
PO2	2.75	1	2.75	2.5	1	2.5	2.25	1	2.25
PO3	3	1	3	2.75	1	2.75	1.25	1	1.25
PO4	2.5	1	2.5	2.25	1	2.25	3	1	3
PO5	3	1	3	3	1	3	2	1	2
PO6	3	1	3	2	1	2	1.75	1	1.75

II B.Sc CBMB Paper- III, IV &V MSA(IA) Attainment

PO's	Chem Paper III	PO Attainment	Weighed product	Chem Paper-IV	PO Attainment	Weighed product	Chem Paper-V	PO Attainment	Weighed product
PO1	3	0.824	2.472	2.5	0.941	2.353	2.25	0.824	1.854
PO2	2.75	0.824	2.266	2.5	0.941	2.353	2.25	0.824	1.854
PO3	3	0.824	2.472	2.75	0.941	2.588	1.25	0.824	1.03
PO4	2.5	0.824	2.06	2.25	0.941	2.112	3	0.824	2.472
PO5	3	0.824	2.472	3	0.941	2.823	2	0.824	1.648
PO6	3	0.824	2.472	2	0.941	1.882	1.75	0.824	1.442

II B.Sc CBMB Paper- III, IV &V FA Attainment

PO's	Chem Paper III	PO Attainment	Weighed product	Chem Paper-IV	PO Attainment	Weighed product	Chem Paper-V	PO Attainment	Weighed product
PO1	3	0.529	1.587	2.5	0.882	2.205	2.25	0.765	1.721
PO2	2.75	0.529	1.455	2.5	0.882	2.205	2.25	0.765	1.721
PO3	3	0.529	1.587	2.75	0.882	2.423	1.25	0.765	0.956
PO4	2.5	0.529	1.323	2.25	0.882	1.985	3	0.765	2.295
PO5	3	0.529	1.587	3	0.882	2.646	2	0.765	1.53
PO6	3	0.529	1.587	2	0.882	1.764	1.75	0.765	1.339

III B.Sc CBMB Paper 6D & 7D (SEM-V) CCAA Assessment Attainment

PO's	Chem 6D	PO Attainment	Weighed product	Chem 7D	PO Attainment	Weighed product
PO1	1.5	1	1.5	2.5	1	2.5
PO2	3.25	1	3.25	2.75	1	2.75
PO3	3.75	1	3.75	3.25	1	3.25
PO4	0.25	1	0.25	1.5	1	1.5
PO5	2	1	2	1.5	1	1.5
PO6	1.75	1	1.75	2	1	2

III B.Sc CBMB , Paper 6D & 7D(SEM-V) MSA(IA) Assessment Attainment

PO's	Chem 6D	PO Attainment	Weighed product	Chem 7D	PO Attainment	Weighed product
PO1	1.5	0.941	1.412	2.5	0.941	2.353
PO2	3.25	0.941	3.058	2.75	0.941	2.588
PO3	3.75	0.941	3.529	3.25	0.941	3.058
PO4	0.25	0.941	0.235	1.5	0.941	1.412
PO5	2	0.941	1.882	1.5	0.941	1.412
PO6	1.75	0.941	1.647	2	0.941	1.882

III B.Sc CBMB Paper 6D & 7D (SEM-V) FA Assessment Attainment

PO's	Chem 6D	PO Attainment	Weighed product	Chem 7D	PO Attainment	Weighed product
PO1	1.5	0.941	1.412	2.5	0.882	2.205
PO2	3.25	0.941	3.058	2.75	0.882	2.426
PO3	3.75	0.941	3.529	3.25	0.882	2.867
PO4	0.25	0.941	0.235	1.5	0.882	1.323
PO5	2	0.941	1.882	1.5	0.882	1.323
PO6	1.75	0.941	1.647	2	0.882	1.764

Calculating attainment at each level of course CBMB (Botany)

Courses	No of students attended	No of students attained			CO_CCAA	CO_MSA	CO_FA
		CCAA(≥ 7)	MSA(≥ 8)	FA(≥ 26)			
	(1)	(2)	(3)	(4)	(2)/(1)	(3)/(1)	(4)/(1)
Fundamentals of Microbes and Non Vascular Plants	22	22	22	21	1	1	0.954
Basics of Vascular Plants and Phytogeography	20	20	20	19	1	1	0.95
Anatomy and Embryology of Angiosperms, Plant Ecology and Biodiversity	17	17	17	17	1	1	1
Plant Physiology and Metabolism	17	17	17	16	1	1	0.941
Cell Biology, Genetics & Plant breeding	17	17	17	16	1	1	0.941
Plant Propagation -6A	17	17	17	16	1	1	0.941
Seed Technology-7A	17	17	17	16	1	1	0.941

I B.Sc CBMB Bot Paper- I &II CCAA Assessment Attainment

PO's	Bot Paper I	PO Attainment	Weighed product	Bot Paper-II	PO Attainment	Weighed product
PO1	1.4	1	1.4	1.4	1	1.4
PO2	1.8	1	1.8	1.8	1	1.8
PO3	1.6	1	1.6	1.4	1	1.4
PO4	2	1	2	1.6	1	1.6
PO5	2	1	2	2	1	2
PO6	2	1	2	2	1	2

I B.Sc CBMB Bot Paper- I &II MSA(IA) Attainment

PO's	Bot Paper I	PO Attainment	Weighed product	Bot Paper-II	PO Attainment	Weighed product
PO1	1.4	1	1.4	1.4	1	1.4
PO2	1.8	1	1.8	1.8	1	1.8
PO3	1.6	1	1.6	1.4	1	1.4
PO4	2	1	2	1.6	1	1.6
PO5	2	1	2	2	1	2
PO6	2	1	2	2	1	2

I B.Sc CBMB Bot Paper- I &II FA Attainment

PO's	Bot Paper I	PO Attainment	Weighed product	Bot Paper-II	PO Attainment	Weighed product
PO1	1.4	0.954	1.335	1.4	0.95	1.33
PO2	1.8	0.954	1.717	1.8	0.95	1.71
PO3	1.6	0.954	1.526	1.4	0.95	1.33
PO4	2	0.954	1.908	1.6	0.95	1.52
PO5	2	0.954	1.908	2	0.95	1.9
PO6	2	0.954	1.908	2	0.95	1.9

II B.Sc CBMB Bot Paper- III, IV &V CCAA Assessment Attainment

PO's	Bot Paper III	PO Attainment	Weighed product	Bot Paper-IV	PO Attainment	Weighed product	Bot Paper-V	PO Attainment	Weighed product
PO1	2	1	2	1.8	1	1.8	1.6	1	1.6
PO2	1.3	1	1.3	1.3	1	1.3	1.3	1	1.3
PO3	2.2	1	2.2	2	1	2	1.6	1	1.6
PO4	1.8	1	1.8	2.8	1	2.8	2.6	1	2.6
PO5	2	1	2	1.8	1	1.8	2.4	1	2.4
PO6	2	1	2	2	1	2	2.6	1	2.6

II B.Sc CBMB Bot Paper- III, IV &V MSA(IA) Attainment

PO's	Bot Paper III	PO Attainment	Weighed product	Bot Paper-IV	PO Attainment	Weighed product	Bot Paper-V	PO Attainment	Weighed product
PO1	2	1	2	1.8	1	1.8	1.6	1	1.6
PO2	1.3	1	1.3	1.3	1	1.3	1.3	1	1.3
PO3	2.2	1	2.2	2	1	2	1.6	1	1.6
PO4	1.8	1	1.8	2.8	1	2.8	2.6	1	2.6
PO5	2	1	2	1.8	1	1.8	2.4	1	2.4
PO6	2	1	2	2	1	2	2.6	1	2.6

II B.Sc CBMB Bot Paper- III, IV &V FA Attainment

PO's	Bot Paper III	PO Attainment	Weighed product	Bot Paper-IV	PO Attainment	Weighed product	Bot Paper-V	PO Attainment	Weighed product
PO1	2	1	2	1.8	0.941	1.6938	1.6	0.941	1.5056
PO2	1.3	1	1.3	1.3	0.941	1.2233	1.3	0.941	1.2233
PO3	2.2	1	2.2	2	0.941	1.882	1.6	0.941	1.5056
PO4	1.8	1	1.8	2.8	0.941	2.6348	2.6	0.941	2.4466
PO5	2	1	2	1.8	0.941	1.6938	2.4	0.941	2.2584
PO6	2	1	2	2	0.941	1.882	2.6	0.941	2.4466

III B.Sc CBMB Bot Paper -6A&7A (SEM-V) CCAA Assessment Attainment

PO's	Bot 6A	PO Attainment	Weighed product	Bot 7A	PO Attainment	Weighed product
PO1	1.8	1	1.8	2.4	1	2.4
PO2	1.4	1	1.4	1.6	1	1.6
PO3	1.8	1	1.8	1.8	1	1.8
PO4	2.4	1	2.4	2.6	1	2.6
PO5	2.4	1	2.4	1.8	1	1.8
PO6	2.6	1	2.6	2	1	2

III B.Sc CBMB Bot Paper -6A&7A (SEM-V) MSA(IA) Assessment Attainment

PO's	Bot 6A	PO Attainment	Weighed product	Bot 7A	PO Attainment	Weighed product
PO1	1.8	1	1.8	2.4	1	2.4
PO2	1.4	1	1.4	1.6	1	1.6
PO3	1.8	1	1.8	1.8	1	1.8
PO4	2.4	1	2.4	2.6	1	2.6
PO5	2.4	1	2.4	1.8	1	1.8
PO6	2.6	1	2.6	2	1	2

III B.Sc CBMB Bot Paper -6A&7A (SEM-V) FA Assessment Attainment

PO's	Bot 6A	PO Attainment	Weighed product	Bot 7A	PO Attainment	Weighed product
PO1	1.8	0.941	1.6938	2.4	0.941	2.2584
PO2	1.4	0.941	1.3174	1.6	0.941	1.5056
PO3	1.8	0.941	1.6938	1.8	0.941	1.6938
PO4	2.4	0.941	2.2584	2.6	0.941	2.4466
PO5	2.4	0.941	2.2584	1.8	0.941	1.6938
PO6	2.6	0.941	2.4466	2	0.941	1.882

B.Sc CBMB SEM-V MSA(IA) Assessment Attainment																					
POs	Chem 6D	PO Attainment	Weighed product	Chem 7D	PO Attainment	Weighed product	Micr o 6A	PO Attainment	Weighed product	Micr o 7A	PO Attainment	Weighed product	Bot 6A	PO Attainment	Weighed product	Bot 7A	PO Attainment	Weighed product	Weight ed Sum of Pos	Sum of Weighed product	Sum of Weighed product/ Weighted Sum of POs
PO1	1.5	0.941	1.41	2.5	0.941	2.353	1.8	0.58	1.04	1	0.35	0.35	1.8	1	1.8	2.4	1	2.4	11	9.355	0.850454545
PO2	3.25	0.941	3.06	2.75	0.941	2.588	0.8	0.58	0.46	1.6	0.35	0.56	1.4	1	1.4	1.6	1	1.6	11.4	9.666	0.847894737
PO3	3.75	0.941	3.53	3.25	0.941	3.058	0.6	0.58	0.34	2	0.35	0.7	1.8	1	1.8	1.8	1	1.8	13.2	11.227	0.850530303
PO4	0.25	0.941	0.24	1.5	0.941	1.412	2.6	0.58	1.5	2.4	0.35	0.84	2.4	1	2.4	2.6	1	2.6	11.75	8.987	0.764851064
PO5	2	0.941	1.88	1.5	0.941	1.412	2.2	0.58	1.27	2	0.35	0.7	2.4	1	2.4	1.8	1	1.8	11.9	9.464	0.795294118
PO6	1.75	0.941	1.65	2	0.941	1.882	3	0.58	1.74	2.6	0.35	0.91	2.6	1	2.6	2	1	2	13.95	10.779	0.772688172

B.Sc CBMB SEM-V CCAA Assessment Attainment																					
POs	Chem 6D	PO Attainment	Weighed product	Chem 7D	PO Attainment	Weighed product	Micr o 6A	PO Attainment	Weighed product	Micr o 7A	PO Attainment	Weighed product	Bot 6A	PO Attainment	Weighed product	Bot 7A	PO Attainment	Weighed product	Weight ed Sum of Pos	Sum of Weighed product	Sum of Weighed product/ Weighted Sum of POs
PO1	1.5	1	1.5	2.5	1	2.5	1.8	0.64	1.14	1	0.64	0.64	1.8	1	1.8	2.4	1	2.4	11	9.98	0.907272727
PO2	3.25	1	3.25	2.75	1	2.75	0.8	0.64	0.51	1.6	0.64	1.02	1.4	1	1.4	1.6	1	1.6	11.4	10.53	0.923684211
PO3	3.75	1	3.75	3.25	1	3.25	0.6	0.64	0.38	2	0.64	1.28	1.8	1	1.8	1.8	1	1.8	13.2	12.26	0.928787879
PO4	0.25	1	0.25	1.5	1	1.5	2.6	0.64	1.66	2.4	0.64	1.53	2.4	1	2.4	2.6	1	2.6	11.75	9.94	0.845957447
PO5	2	1	2	1.5	1	1.5	2.2	0.64	1.4	2	0.64	1.28	2.4	1	2.4	1.8	1	1.8	11.9	10.38	0.872268908
PO6	1.75	1	1.75	2	1	2	3	0.64	1.92	2.6	0.64	1.66	2.6	1	2.6	2	1	2	13.95	11.93	0.855197133

B.Sc CBMB SEM-V FA Assessment Attainment																					
POs	Chem 6D	PO Attainment	Weighed product	Chem 7D	PO Attainment	Weighed product	Micr o 6A	PO Attainment	Weighed product	Micr o 7A	PO Attainment	Weighed product	Bot 6A	PO Attainment	Weighed product	Bot 7A	PO Attainment	Weighed product	Weight ed Sum of Pos	Sum of Weighed product	Sum of Weighed product/ Weighted Sum of POs
PO1	1.5	0.941	1.41	2.5	0.882	2.205	1.8	0.9	0.63	1	0.9	0.9	1.8	0.941	1.6938	2.4	0.941	2.2584	11	9.0992	0.8272
PO2	3.25	0.941	3.06	2.75	0.882	2.426	0.8	0.9	0.72	1.6	0.9	1.44	1.4	0.941	1.3174	1.6	0.941	1.5056	11.4	10.467	0.918157895
PO3	3.75	0.941	3.53	3.25	0.882	2.867	0.6	0.9	0.54	2	0.9	1.8	1.8	0.941	1.6938	1.8	0.941	1.6938	13.2	12.1236	0.918454545
PO4	0.25	0.941	0.24	1.5	0.882	1.323	2.6	0.9	2.34	2.4	0.9	2.16	2.4	0.941	2.2584	2.6	0.941	2.4466	11.75	10.763	0.916
PO5	2	0.941	1.88	1.5	0.882	1.323	2.2	0.9	1.98	2	0.9	1.8	2.4	0.941	2.2584	1.8	0.941	1.6938	11.9	10.9372	0.919092437
PO6	1.75	0.941	1.65	2	0.882	1.764	3	0.9	2.7	2.6	0.9	2.34	2.6	0.941	2.4466	2	0.941	1.882	13.95	12.7796	0.916100358

B.Sc CBMB SEM-IV MSA(IA) Assessment Attainment

POs	Chem IV	PO Attainment	Weighed product	Chem V	PO Attainment	Weighed product	Micr o IV	PO Attainment	Weighed product	Micr o V	PO Attainment	Weighed product	Bot IV	PO Attainment	Weighed product	Bot V	PO Attainment	Weighed product	Weight ed Sum of Pos	Sum of Weighed product	Sum of Weighed product/ Weighted Sum of POs
PO1	2.5	0.941	2.35	2.25	0.824	1.854	1.4	0.7	0.98	1.8	0.41	0.73	1.8	1	1.8	1.6	1	1.6	11.35	9.317	0.820881057
PO2	2.5	0.941	2.35	2.25	0.824	1.854	2.2	0.7	1.54	2.3	0.41	0.94	1.3	1	1.3	1.3	1	1.3	11.85	9.287	0.78371308
PO3	2.75	0.941	2.59	1.25	0.824	1.03	2	0.7	1.4	1.8	0.41	0.73	2	1	2	1.6	1	1.6	11.4	9.348	0.82
PO4	2.25	0.941	2.11	3	0.824	2.472	2.4	0.7	1.68	2.8	0.41	1.14	2.8	1	2.8	2.6	1	2.6	15.85	12.804	0.807823344
PO5	3	0.941	2.82	2	0.824	1.648	2.2	0.7	1.54	2.6	0.41	1.06	1.8	1	1.8	2.4	1	2.4	14	11.271	0.805071429
PO6	2	0.941	1.88	1.75	0.824	1.442	2.4	0.7	1.68	1.8	0.41	0.73	2	1	2	2.6	1	2.6	12.55	10.334	0.823426295

B.Sc CBMB SEM-IV CCAA Assessment Attainment

POs	Chem IV	PO Attainment	Weighed product	Chem V	PO Attainment	Weighed product	Micr o IV	PO Attainment	Weighed product	Micr o V	PO Attainment	Weighed product	Bot IV	PO Attainment	Weighed product	Bot V	PO Attainment	Weighed product	Weight ed Sum of Pos	Sum of Weighed product	Sum of Weighed product/ Weighted Sum of POs
PO1	2.5	1	2.5	2.25	1	2.25	1.4	0.82	1.14	1.8	0.58	1.04	1.8	1	1.8	1.6	1	1.6	11.35	10.33	0.910132159
PO2	2.5	1	2.5	2.25	1	2.25	2.2	0.82	1.8	2.3	0.58	1.33	1.3	1	1.3	1.3	1	1.3	11.85	10.48	0.884388186
PO3	2.75	1	2.75	1.25	1	1.25	2	0.82	1.64	1.8	0.58	1.04	2	1	2	1.6	1	1.6	11.4	10.28	0.901754386
PO4	2.25	1	2.25	3	1	3	2.4	0.82	1.96	2.8	0.58	1.62	2.8	1	2.8	2.6	1	2.6	15.85	14.23	0.897791798
PO5	3	1	3	2	1	2	2.2	0.82	1.8	2.6	0.58	1.5	1.8	1	1.8	2.4	1	2.4	14	12.5	0.892857143
PO6	2	1	2	1.75	1	1.75	2.4	0.82	1.96	1.8	0.58	0.46	2	1	2	2.6	1	2.6	12.55	10.77	0.858167331

B.Sc CBMB SEM-IV FA Assessment Attainment

POs	Chem IV	PO Attainment	Weighed product	Chem V	PO Attainment	Weighed product	Micr o IV	PO Attainment	Weighed product	Micr o V	PO Attainment	Weighed product	Bot IV	PO Attainment	Weighed product	Bot V	PO Attainment	Weighed product	Weight ed Sum of Pos	Sum of Weighed product	Sum of Weighed product/ Weighted Sum of POs
PO1	2.5	0.882	2.21	2.25	0.765	1.721	1.4	0.82	1.14	1.8	0.9	1.62	1.8	0.941	1.6938	1.6	0.941	1.5056	11.35	9.8854	0.870960352
PO2	2.5	0.882	2.21	2.25	0.765	1.721	2.2	0.82	1.8	2.3	0.9	2.07	1.3	0.941	1.2233	1.3	0.941	1.2233	11.85	10.2426	0.86435443
PO3	2.75	0.882	2.42	1.25	0.765	0.956	2	0.82	1.64	1.8	0.9	1.62	2	0.941	1.882	1.6	0.941	1.5056	11.4	10.0266	0.879526316
PO4	2.25	0.882	1.99	3	0.765	2.295	2.4	0.82	1.96	2.8	0.9	2.52	2.8	0.941	2.6348	2.6	0.941	2.4466	15.85	13.8414	0.873274448
PO5	3	0.882	2.65	2	0.765	1.53	2.2	0.82	1.8	2.6	0.9	2.34	1.8	0.941	1.6938	2.4	0.941	2.2584	14	12.2682	0.8763
PO6	2	0.882	1.76	1.75	0.765	1.339	2.4	0.82	1.96	1.8	0.9	1.62	2	0.941	1.882	2.6	0.941	2.4466	12.55	11.0116	0.877418327

B.Sc CBMB SEM-III MSA(IA) Assessment Attainment																								
POs	Chem III	PO Attainment	Weighed product	Micr o III	PO Attainment	Weighed product	Bot III	PO Attainment	Weighed product	Eng III	PO Attainment	Weighed product	Tel III	PO Attainment	Weighed product	Hin III	PO Attainment	Weighed product	San III	PO Attainment	Weighed product	Weighted Sum of Pos	Sum of Weighed product	Sum of Weighed product/ Weighted Sum of POs
PO1	3	0.824	2.47	0.7	0.29	0.2	2	1	2	2.6	1	2.6	2.8	1	2.8	2.3	1	2.3	2	1	2	12.4	11.9	0.9596774
PO2	2.75	0.824	2.27	2.2	0.29	0.63	1.3	1	1.3	2.1	1	2.1	1	1	2	1	2	2.5	1	2.5	11.1	9.53	0.8585586	
PO3	3	0.824	2.47	2.7	0.29	0.78	2.2	1	2.2	2.3	1	2.3	1	1	1	2.6	1	2.6	1.75	1	1.75	12.55	10.63	0.847012
PO4	2.5	0.824	2.06	3	0.29	0.87	1.8	1	1.8	2.3	1	2.3	1.4	1	1.4	2.3	1	2.3	1.5	1	1.5	12.3	10.17	0.8268293
PO5	3	0.824	2.47	1.7	0.29	0.49	2	1	2	2.5	1	2.5	2.8	1	2.8	1.6	1	1.6	1	1	1	11.6	10.39	0.8956897
PO6	3	0.824	2.47	3	0.29	0.87	2	1	2	2.3	1	2.3	3	1	3	2	1	2	2	1	2	14.3	12.17	0.851049
B.Sc CBMB SEM-III CCAA Assessment Attainment																								
POs	Chem III	PO Attainment	Weighed product	Micr o III	PO Attainment	Weighed product	Bot III	PO Attainment	Weighed product	Eng III	PO Attainment	Weighed product	Tel III	PO Attainment	Weighed product	Hin III	PO Attainment	Weighed product	San III	PO Attainment	Weighed product	Weighted Sum of Pos	Sum of Weighed product	Sum of Weighed product/ Weighted Sum of POs
PO1	3	1	3	0.7	0.94	0.65	2	1	2	2.6	1	2.6	2.8	1	2.8	2.3	1	2.3	2	1	2	12.4	12.35	0.9959677
PO2	2.75	1	2.75	2.2	0.94	2.06	1.3	1	1.3	2.1	1	2.1	1	1	2	1	2	2.5	1	2.5	11.1	10.96	0.9873874	
PO3	3	1	3	2.7	0.94	2.53	2.2	1	2.2	2.3	1	2.3	1	1	1	2.6	1	2.6	1.75	1	1.75	12.55	12.38	0.9864542
PO4	2.5	1	2.5	3	0.94	2.82	1.8	1	1.8	2.3	1	2.3	1.4	1	1.4	2.3	1	2.3	1.5	1	1.5	12.3	12.12	0.9853659
PO5	3	1	3	1.7	0.94	1.59	2	1	2	2.5	1	2.5	2.8	1	2.8	1.6	1	1.6	1	1	1	11.6	11.49	0.9905172
PO6	3	1	3	3	0.94	2.82	2	1	2	2.3	1	2.3	3	1	3	2	1	2	2	1	2	14.3	14.12	0.9874126
B.Sc CBMB SEM-III FA Assessment Attainment																								
POs	Chem III	PO Attainment	Weighed product	Micr o III	PO Attainment	Weighed product	Bot III	PO Attainment	Weighed product	Eng III	PO Attainment	Weighed product	Tel III	PO Attainment	Weighed product	Hin III	PO Attainment	Weighed product	San III	PO Attainment	Weighed product	Weighted Sum of Pos	Sum of Weighed product	Sum of Weighed product/ Weighted Sum of POs
PO1	3	0.538	1.61	0.7	0.76	0.53	2	0.92	1.84	2.6	0.84	2.184	2.6	1	2.6	2.3	1	2.3	2	1	2	12.2	11.454	0.9388525
PO2	2.75	0.538	1.48	2.2	0.76	1.67	1.3	0.92	1.19	2.1	0.84	1.764	2.1	1	2.1	2	1	2	2.5	1	2.5	12.2	11.224	0.92
PO3	3	0.538	1.61	2.7	0.76	2.05	2.2	0.92	2.02	2.3	0.84	1.932	2.3	1	2.3	2.6	1	2.6	1.75	1	1.75	13.85	12.652	0.9135018
PO4	2.5	0.538	1.35	3	0.76	2.28	1.8	0.92	1.65	2.3	0.84	1.932	2.3	1	2.3	2.3	1	2.3	1.5	1	1.5	13.2	11.962	0.9062121
PO5	3	0.538	1.61	1.7	0.76	1.29	2	0.92	1.84	2.5	0.84	2.1	2.5	1	2.5	1.6	1	1.6	1	1	1	11.3	10.33	0.9141593
PO6	3	0.538	1.61	3	0.76	2.28	2	0.92	1.84	2.3	0.84	1.932	2.3	1	2.3	2	1	2	2	1	2	13.6	12.352	0.9082353

B.Sc CBMB SEM-II MSA(IA) Assessment Attainment

POs	Chem II	PO Attainment	Weighed product	Micr o II	PO Attainment	Weighed product	Bot II	PO Attainment	Weighed product	Eng II	PO Attainment	Weighed product	Tel II	PO Attainment	Weighed product	Hin II	PO Attainment	Weighed product	San II	PO Attainment	Weighed product	Weighted Sum of Pos	Sum of Weighed product	Sum of Weighed product/ Weighted Sum of POs
PO1	2.25	0.95	2.14	0.6	0.85	0.51	1.4	1	1.4	2.3	1	2.3	2.8	1	2.8	2.5	1	2.5	2.5	1	2.5	12.1	12.01	0.992562
PO2	2.5	0.95	2.38	2	0.85	1.7	1.8	1	1.8	2.3	1	2.3	2.2	1	2.2	2.3	1	2.3	2.5	1	2.5	13.1	12.8	0.9770992
PO3	2	0.95	1.9	1.3	0.85	1.1	1.4	1	1.4	2.1	1	2.1	1.2	1	1.2	2.5	1	2.5	1.75	1	1.75	10.25	10.05	0.9804878
PO4	1.75	0.95	1.66	3	0.85	2.55	1.6	1	1.6	2.1	1	2.1	1.8	1	1.8	2	1	2	1.5	1	1.5	12	11.55	0.9625
PO5	2.7	0.95	2.57	2.3	0.85	1.95	2	1	2	2.3	1	2.3	3	1	3	2.3	1	2.3	1	1	1	12.9	12.55	0.9728682
PO6	1.75	0.95	1.66	2.3	0.85	1.95	2	1	2	2.3	1	2.3	3	1	3	2	1	2	2	1	2	13.6	13.25	0.9742647


B.Sc CBMB SEM-II CCAA Assessment Attainment

POs	Chem II	PO Attainment	Weighed product	Micr o II	PO Attainment	Weighed product	Bot II	PO Attainment	Weighed product	Eng II	PO Attainment	Weighed product	Tel II	PO Attainment	Weighed product	Hin II	PO Attainment	Weighed product	San II	PO Attainment	Weighed product	Weighted Sum of Pos	Sum of Weighed product	Sum of Weighed product/ Weighted Sum of POs
PO1	2.25	1	2.25	0.6	0.85	0.51	1.4	1	1.4	2.3	1	2.3	2.8	1	2.8	2.5	1	2.5	2.5	1	2.5	12.1	12.01	0.992562
PO2	2.5	1	2.5	2	0.85	1.7	1.8	1	1.8	2.3	1	2.3	2.2	1	2.2	2.3	1	2.3	2.5	1	2.5	13.1	12.8	0.9770992
PO3	2	1	2	1.3	0.85	1.1	1.4	1	1.4	2.1	1	2.1	1.2	1	1.2	2.5	1	2.5	1.75	1	1.75	10.25	10.05	0.9804878
PO4	1.75	1	1.75	3	0.85	2.55	1.6	1	1.6	2.1	1	2.1	1.8	1	1.8	2	1	2	1.5	1	1.5	12	11.55	0.9625
PO5	2.7	1	2.7	2.3	0.85	1.95	2	1	2	2.3	1	2.3	3	1	3	2.3	1	2.3	1	1	1	12.9	12.55	0.9728682
PO6	1.75	1	1.75	2.3	0.85	1.95	2	1	2	2.3	1	2.3	3	1	3	2	1	2	2	1	2	13.6	13.25	0.9742647

B.Sc CBMB SEM-II FA Assessment Attainment

POs	Chem II	PO Attainment	Weighed product	Micr o II	PO Attainment	Weighed product	Bot II	PO Attainment	Weighed product	Eng II	PO Attainment	Weighed product	Tel II	PO Attainment	Weighed product	Hin II	PO Attainment	Weighed product	San II	PO Attainment	Weighed product	Weighted Sum of Pos	Sum of Weighed product	Sum of Weighed product/ Weighted Sum of POs
PO1	2.25	0.75	1.69	0.6	0.8	0.48	1.4	0.95	1.33	2.3	0.8	1.84	2.3	1	2.3	2.5	1	2.5	2.5	1	2.5	11.6	10.95	0.9439655
PO2	2.5	0.75	1.88	2	0.8	1.6	1.8	0.95	1.71	2.3	0.8	1.84	2.3	1	2.3	2.3	1	2.3	2.3	1	2.3	#####	12.05	#VALUE!
PO3	2	0.75	1.5	1.3	0.8	1.04	1.4	0.95	1.33	2.1	0.8	1.68	2.1	1	2.1	2.5	1	2.5	2.5	1	2.5	11.9	11.15	0.9369748
PO4	1.75	0.75	1.31	3	0.8	2.4	1.6	0.95	1.52	2.1	0.8	1.68	2.1	1	2.1	2	1	2	2	1	2	12.8	11.7	0.9140625
PO5	2.7	0.75	2.03	2.3	0.8	1.84	2	0.95	1.9	2.3	0.8	1.84	2.3	1	2.3	2.3	1	2.3	2.3	1	2.3	13.5	12.48	0.9244444
PO6	1.75	0.75	1.31	2.3	0.8	1.84	2	0.95	1.9	2.3	1	2.3	2.3	1	2.3	2	1	2	2	1	2	12.9	12.34	0.9565891

B.Sc CBMB SEM-I MSA(IA) Assessment Attainment																								
POs	Chem I	PO Attainment	Weighed product	Micr o I	PO Attainment	Weighed product	Bot I	PO Attainment	Weighed product	Eng I	PO Attainment	Weighed product	Tel I	PO Attainment	Weighed product	Hin I	PO Attainment	Weighed product	San I	PO Attainment	Weighed product	Weighted Sum of Pos	Sum of Weighed product	Sum of Weighed product/ Weighted Sum of POs
PO1	1.66	0.957	1.59	1.3	0.86	1.11	1.4	1	1.4	2.6	1	2.6	2.6	1	2.6	2.6	1	2.6	2.75	1	2.75	13.25	13.06	0.9856604
PO2	2.33	0.957	2.23	2.3	0.86	1.97	1.8	1	1.8	2.5	1	2.5	2.2	1	2.2	2.5	1	2.5	1.25	1	1.25	12.55	12.22	0.9737052
PO3	2.66	0.957	2.55	2	0.86	1.72	1.6	1	1.6	2.5	1	2.5	1.8	1	1.8	2.6	1	2.6	1.5	1	1.5	12	11.72	0.9766667
PO4	0.66	0.957	0.63	2.6	0.86	2.23	2	1	2	2.5	1	2.5	2.8	1	2.8	2.6	1	2.6	2.5	1	2.5	15	14.63	0.9753333
PO5	2.66	0.957	2.55	2	0.86	1.72	2	1	2	2.3	1	2.3	3	1	3	2.3	1	2.3	1	1	1	12.6	12.32	0.9777778
PO6	2.66	0.957	2.55	2.3	0.86	1.97	2	1	2	2.6	1	2.6	3	1	3	2.6	1	2.6	2	1	2	14.5	14.17	0.9772414
B.Sc CBMB TM SEM-I CCAA Assessment Attainment																								
POs	Chem I	PO Attainment	Weighed product	Micr o I	PO Attainment	Weighed product	Bot I	PO Attainment	Weighed product	Eng I	PO Attainment	Weighed product	Tel I	PO Attainment	Weighed product	Hin I	PO Attainment	Weighed product	San I	PO Attainment	Weighed product	Weighted Sum of Pos	Sum of Weighed product	Sum of Weighed product/ Weighted Sum of POs
PO1	1.66	1	1.66	1.3	1	1.3	1.4	1	1.4	2.6	1	2.6	2.6	1	2.6	2.6	1	2.6	2.75	1	2.75	13.25	13.25	1
PO2	2.33	1	2.33	2.3	1	2.3	1.8	1	1.8	2.5	1	2.5	2.2	1	2.2	2.5	1	2.5	1.25	1	1.25	12.55	12.55	1
PO3	2.66	1	2.66	2	1	2	1.6	1	1.6	2.5	1	2.5	1.8	1	1.8	2.6	1	2.6	1.5	1	1.5	12	12	1
PO4	0.66	1	0.66	2.6	1	2.6	2	1	2	2.5	1	2.5	2.8	1	2.8	2.6	1	2.6	2.5	1	2.5	15	15	1
PO5	2.66	1	2.66	2	1	2	2	1	2	2.3	1	2.3	3	1	3	2.3	1	2.3	1	1	1	12.6	12.6	1
PO6	2.66	1	2.66	2.3	1	2.3	2	1	2	2.6	1	2.6	3	1	3	2.6	1	2.6	2	1	2	14.5	14.5	1
B.Sc CBMB SEM-I FA Assessment Attainment																								
POs	Chem I	PO Attainment	Weighed product	Micr o I	PO Attainment	Weighed product	Bot I	PO Attainment	Weighed product	Eng I	PO Attainment	Weighed product	Tel I	PO Attainment	Weighed product	Hin I	PO Attainment	Weighed product	San I	PO Attainment	Weighed product	Weighted Sum of Pos	Sum of Weighed product	Sum of Weighed product/ Weighted Sum of POs
PO1	1.66	0.739	1.23	1.3	0.65	0.84	1.4	0.954	1.335	2.6	0.8	2.08	2.6	0.82	2.13	2.6	1	2.6	2.75	1	2.75	13.25	11.735	0.8856604
PO2	2.33	0.739	1.72	2.3	0.65	1.49	1.8	0.954	1.717	2.5	0.8	2	2.5	0.82	2.05	2.5	1	2.5	1.25	1	1.25	12.85	11.007	0.8565759
PO3	2.66	0.739	1.97	2	0.65	1.3	1.6	0.954	1.526	2.5	0.8	2	2.5	0.82	2.05	2.6	1	2.6	1.5	1	1.5	12.7	10.976	0.864252
PO4	0.66	0.739	0.49	2.6	0.65	1.69	2	0.954	1.908	2.5	0.8	2	2.5	0.82	2.05	2.6	1	2.6	2.5	1	2.5	14.7	12.748	0.8672109
PO5	2.66	0.739	1.97	2	0.65	1.3	2	0.954	1.908	2.3	0.8	1.84	2.3	0.82	1.88	2.3	1	2.3	1	1	1	11.9	10.228	0.8594958
PO6	2.66	0.739	1.97	2.3	0.65	1.49	2	0.954	1.908	2.6	0.8	2.08	2.6	0.82	2.13	2.6	1	2.6	2	1	2	14.1	12.208	0.8658156


 PRINCIPAL
 A.S.D.GOV.T.DEGREE COLLEGE (W)
 AUTONOMOUS
 KAKINADA

B.Sc CBMB CCAA final Co-Po Attainment

Sum of Weighed product/ Weighted Sum of Pos I Semester	Sum of Weighed product/ Weighted Sum of Pos II Semester	Sum of Weighed product/ Weighted Sum of Pos III Semester	Sum of Weighed product/ Weighted Sum of Pos IV Semester	Sum of Weighed product/ Weighted Sum of Pos V Semester	Average of Pos Attained	% of Attainment
1	0.992562	0.9959677	0.910132159	0.90727273	0.96118692	96.11
1	0.9770992	0.9873874	0.884388186	0.92368421	0.9545118	95.45
1	0.9804878	0.9864542	0.901754386	0.92878788	0.95949685	95.95
1	0.9625	0.9853659	0.897791798	0.84595745	0.93832303	93.85
1	0.9728682	0.9905172	0.892857143	0.87226891	0.94570229	94.57
1	0.9742647	0.9874126	0.858167331	0.85519713	0.93500835	93.5

B.Sc CBMB MSA final Co-Po Attainment

Sum of Weighed product/ Weighted Sum of Pos I Semester	Sum of Weighed product/ Weighted Sum of Pos II Semester	Sum of Weighed product/ Weighted Sum of Pos III Semester	Sum of Weighed product/ Weighted Sum of Pos IV Semester	Sum of Weighed product/ Weighted Sum of Pos V Semester	Average of Pos Attained	% of Attainment
0.9856604	0.992562	0.9596774	0.820881057	0.850454545	0.92184708	92.18
0.9737052	0.9770992	0.8585586	0.78371308	0.847894737	0.88819416	88.81
0.9766667	0.9804878	0.847012	0.82	0.850530303	0.89493936	89.5
0.9753333	0.9625	0.8268293	0.807823344	0.764851064	0.8674674	86.75
0.9777778	0.9728682	0.8956897	0.805071429	0.795294118	0.88934025	89.03
0.9772414	0.9742647	0.851049	0.823426295	0.772688172	0.87973391	88.07

B.Sc CBMB FA final Co-Po Attainment

Sum of Weighed product/ Weighted Sum of Pos I Semester	Sum of Weighed product/ Weighted Sum of Pos II Semester	Sum of Weighed product/ Weighted Sum of Pos III Semester	Sum of Weighed product/ Weighted Sum of Pos IV Semester	Sum of Weighed product/ Weighted Sum of Pos V Semester	Average of Pos Attained	% of Attainment
0.8856604	0.9439655	0.9388525	0.870960352	0.8272	0.8933278	90.33
0.8565759	0.9269231	0.92	0.86435443	0.918157895	0.8972023	90.02
0.864252	0.9369748	0.9135018	0.879526316	0.918454545	0.9025419	90.25
0.8672109	0.9140625	0.9062121	0.873274448	0.916	0.895352	90.03
0.8594958	0.9244444	0.9141593	0.8763	0.919092437	0.8986984	90.06
0.8658156	0.9565891	0.9082353	0.877418327	0.916100358	0.9020146	90.2



PRINCIPAL
 A.S.D. GOVT. DEGREE COLLEGE (M)
 AUTONOMOUS
 KAKINADA

A.S.D. Government Degree College for Women (Autonomous)

Kakinada

(Accredited by NAAC With "B" Grade in cycle 3)

(Affiliated to Adikavi Nannaya University, Rajamahendravaram)



2021-22 ADMITTED BATCH CO-POS ATTAINMENTS

ATTAINMENTS FOR B.SC. (CBHT)

2023-24

A.S.D. GOVT. DEGREE COLLEGE FOR WOMEN (A), KAKINADA
DEPARTMENT OF CHEMISTRY
2023-24 outgoing batch CO PO ATTAINMENT FOR ALL SEMESTERS (CBHC)
CO-PO MAPPING

1: Slight [Low]; 2: Moderate [Medium]; 3: Substantial [High], 0: (No Correlation)

I B.Sc. Paper-I (Semester I) : Inorganic & Physical Chemistry

	PO 1	PO 2	PO 3	PO 4	PO 5	PO 6
CO 1	2	3	2	2	2	3
CO 2	3	2	3	0	3	2
CO 3	0	2	3	0	3	3
AVG	1.66	2.33	2.66	0.66	2.66	2.66

I B.Sc. Paper-II (Semester II) : Organic & General Chemistry

	PO 1	PO 2	PO 3	PO 4	PO 5	PO 6
CO 1	2	3	3	2	3	3
CO 2	2	2	0	2	3	0
CO 3	3	2	3	2	3	3
CO 4	2	3	2	1	2	1
AVG	2.25	2.5	2	1.75	2.7	1.75

II B.Sc Paper-III (Semeter-III) Organic Chemistry & Spectroscopy

	PO 1	PO 2	PO 3	PO 4	PO 5	PO 6
CO 1	3	3	3	2	3	3
CO 2	3	3	3	3	3	3
CO 3	3	2	3	2	3	3
CO 4	3	3	3	3	3	3
AVG	3	2.75	3	2.5	3	3

II B.Sc Paper-IV(Semeter-IV) Inorganic,Organic & Physical Chemistry

	PO 1	PO 2	PO 3	PO 4	PO 5	PO 6
CO 1	2	2	2	3	3	3
CO 2	3	2	3	3	3	2
CO 3	2	2	3	3	3	3
CO 4	3	3	3	0	3	0
AVG	2.5	2.5	2.75	2.25	3	2

II B.Sc Paper-V (Semeter-IV) Inorganic & Physical Chemistry

	PO 1	PO 2	PO 3	PO 4	PO 5	PO 6
CO 1	2	2	1	3	2	2
CO 2	3	3	2	3	2	2
CO 3	2	1	1	3	2	2
CO 4	2	2	1	3	2	1
AVG	2.25	2.25	1.25	3	2	1.75

III B.Sc Paper-6D (Semester –V) Environmental chemistry

	PO1	PO2	PO3	PO4	PO5	PO6
CO1	2	4	4	-	2	2
CO2	1	3	4	-	1	2
CO3	2	3	4	-	2	2
CO4	1	3	3	1	3	1
Avg	1.5	3.25	3.75	0.25	2	1.75

III B.Sc Paper 7D (Semester-V) Green chemistry and Nanotechnology

	PO1	PO2	PO3	PO4	PO5	PO6
CO1	3	3	4	2	1	2
CO2	1	2	3	1	1	2
CO3	3	3	3	1	1	1
CO4	3	3	3	2	3	3
Avg	2.5	2.75	3.25	1.5	1.5	2

Calculating attainment at each level of course CBHC

Courses	No of students attended	No of students attained			CO CCAA	CO MSA	CO FA
		CCAA(≥ 7)	MSA(≥ 8)	FA(≥ 26)			
	(1)	(2)	(3)	(4)	(2)/(1)	(3)/(1)	(4)/(1)
Inorganic & Physical Chemistry-1	29	29	29	11	1	1	0.379
Organic & General Chemistry-II	29	29	22	20	1	0.759	0.69
Organic Chemistry & Spectroscopy-III	26	26	21	13	1	0.808	0.5
Inorganic, Organic & Physical Chemistry-IV	26	26	22	23	1	0.846	0.885
Inorganic & Physical Chemistry-V	26	26	25	24	1	0.962	0.923
Environmental chemistry-6D	25	25	25	23	1	1	0.92
Green chemistry and Nanotechnology-7D	25	25	25	22	1	1	0.88

I B.Sc CBHC Paper- I & II CCAA Assessment Attainment

PO's	Chem Paper I	PO Attainment	Weighed product	Chem Paper-II	PO Attainment	Weighed product
PO1	1.66	1	1.66	2.25	1	2.25
PO2	2.33	1	2.33	2.5	1	2.5
PO3	2.66	1	2.66	2	1	2
PO4	0.66	1	0.66	1.75	1	1.75
PO5	2.66	1	2.66	2.7	1	2.7
PO6	2.66	1	2.66	1.75	1	1.75

I B.Sc CBHC Paper-I &II MSA(IA) Attainment

PO's	Chem Paper I	PO Attainment	Weighed product	Chem Paper-II	PO Attainment	Weighed product
PO1	1.66	1	1.66	2.25	0.759	1.708
PO2	2.33	1	2.33	2.5	0.759	1.898
PO3	2.66	1	2.66	2	0.759	1.518
PO4	0.66	1	0.66	1.75	0.759	1.328
PO5	2.66	1	2.66	2.7	0.759	2.049
PO6	2.66	1	2.66	1.75	0.759	1.328

I B.Sc CBHC Paper- I &II FA Attainment

PO's	Chem Paper I	PO Attainment	Weighed product	Chem Paper-II	PO Attainment	Weighed product
PO1	1.66	0.379	0.629	2.25	0.69	1.553
PO2	2.33	0.379	0.883	2.5	0.69	1.725
PO3	2.66	0.379	1.008	2	0.69	1.38
PO4	0.66	0.379	0.250	1.75	0.69	1.208
PO5	2.66	0.379	1.008	2.7	0.69	1.863
PO6	2.66	0.379	1.008	1.75	0.69	1.208

II B.Sc CBHC Paper- III, IV &V CCAA Assessment Attainment

PO's	Chem Paper III	PO Attainment	Weighed product	Chem Paper-IV	PO Attainment	Weighed product	Chem Paper-V	PO Attainment	Weighed product
PO1	3	1	3	2.5	1	2.5	2.25	1	2.25
PO2	2.75	1	2.75	2.5	1	2.5	2.25	1	2.25
PO3	3	1	3	2.75	1	2.75	1.25	1	1.25
PO4	2.5	1	2.5	2.25	1	2.25	3	1	3
PO5	3	1	3	3	1	3	2	1	2
PO6	3	1	3	2	1	2	1.75	1	1.75

II B.Sc CBHC Paper- III, IV &V MSA(IA) Attainment

PO's	Chem Paper III	PO Attainment	Weighed product	Chem Paper-IV	PO Attainment	Weighed product	Chem Paper-V	PO Attainment	Weighed product
PO1	3	0.808	2.424	2.5	0.846	2.115	2.25	0.962	2.165
PO2	2.75	0.808	2.222	2.5	0.846	2.115	2.25	0.962	2.165
PO3	3	0.808	2.424	2.75	0.846	2.327	1.25	0.962	1.203
PO4	2.5	0.808	2.02	2.25	0.846	1.904	3	0.962	2.886
PO5	3	0.808	2.424	3	0.846	2.538	2	0.962	1.924
PO6	3	0.808	2.424	2	0.846	1.692	1.75	0.962	1.684

II B.Sc CBHC Paper- III, IV &V FA Attainment

PO's	Chem Paper III	PO Attainment	Weighed product	Chem Paper-IV	PO Attainment	Weighed product	Chem Paper-V	PO Attainment	Weighed product
PO1	3	0.5	1.5	2.5	0.885	2.213	2.25	0.923	2.077
PO2	2.75	0.5	1.375	2.5	0.885	2.213	2.25	0.923	2.077
PO3	3	0.5	1.5	2.75	0.885	2.434	1.25	0.923	1.154
PO4	2.5	0.5	1.25	2.25	0.885	1.991	3	0.923	2.769
PO5	3	0.5	1.5	3	0.885	2.665	2	0.923	1.846
PO6	3	0.5	1.5	2	0.885	1.77	1.75	0.923	1.615

III B.Sc CBHC Paper-6D&7D(SEM-V) CCAA Assessment Attainment

PO's	Chem 6D	PO Attainment	Weighed product	Chem 7D	PO Attainment	Weighed product
PO1	1.5	1	1.5	2.5	1	2.5
PO2	3.25	1	3.25	2.75	1	2.75
PO3	3.75	1	3.75	3.25	1	3.25
PO4	0.25	1	0.25	1.5	1	1.5
PO5	2	1	2	1.5	1	1.5
PO6	1.75	1	1.75	2	1	2

III B.Sc (CBHC) Paper-6D&7D(SEM-V) MSA(IA) Assessment Attainment

PO's	Chem 6D	PO Attainment	Weighed product	Chem 7D	PO Attainment	Weighed product
PO1	1.5	1	1.5	2.5	1	2.5
PO2	3.25	1	3.25	2.75	1	2.75
PO3	3.75	1	3.75	3.25	1	3.25
PO4	0.25	1	0.25	1.5	1	1.5
PO5	2	1	2	1.5	1	1.5
PO6	1.75	1	1.75	2	1	2

III B.Sc (CBHC) Paper -6D&7D (SEM-V) FA Assessment Attainment

PO's	Chem 6D	PO Attainment	Weighed product	Chem 7D	PO Attainment	Weighed product
PO1	1.5	0.92	1.38	2.5	0.88	2.2
PO2	3.25	0.92	2.99	2.75	0.88	2.42
PO3	3.75	0.92	3.45	3.25	0.88	2.86
PO4	0.25	0.92	0.23	1.5	0.88	1.32
PO5	2	0.92	1.84	1.5	0.88	1.32
PO6	1.75	0.92	1.61	2	0.88	1.76

A.S.D. GOVT. DEGREE COLLEGE FOR WOMEN (A), KAKINADA

DEPARTMENT OF BOTANY

2023-24 outgoing batch CO PO ATTAINMENT FOR ALL SEMESTERS (CBHC)

CO-PO MAPPING

Paper-1 Fundamentals of Microbes and Non Vascular Plants

CO and PO Mapping

The COs are mapped to POs based on the relevance on a scale of 0-3
(1: Slight [Low]; 2: Moderate [Medium]; 3: Substantial [High], 0: No Correlation)

I B.Sc (Semeter I) Paper:1 Fundamentals of Microbes and Non Vascular Plants

	PO1	PO2	PO3	PO4	PO5	PO6
CO1	1	2	1	2	2	2
CO2	2	2	1	2	2	2
CO3	1	2	2	2	2	2
CO4	1	2	2	2	2	2
CO5	2	1	2	2	2	2
Average	1.4	1.8	1.6	2	2	2

I B.Sc (Semeter I) Paper-2 Basics of Vascular Plants and Phytogeography

	PO1	PO2	PO3	PO4	PO5	PO6
CO1	1	2	2	2	2	2
CO2	2	2	1	2	2	2
CO3	1	2	1	1	2	2
CO4	1	2	1	2	2	2
CO5	2	1	2	1	2	2
Average	1.4	1.8	1.4	1.6	2	2

II B.Sc (Semeter III) Paper-3 Anatomy and Embryology of Angiosperms, Plant Ecology and Biodiversity

	PO1	PO2	PO3	PO4	PO5	PO6
CO1	2	1	2	1	1	1
CO2	2	1	2	1	2	2
CO3	2	1	2	2	2	2
CO4	2	1	2	2	2	2
CO5	2	2	3	3	3	3
Average	2	1.3	2.2	1.8	2	2

II B.Sc (Semeter IV) Paper-4 Plant Physiology and Metabolism

	PO1	PO2	PO3	PO4	PO5	PO6
CO1	2	2	2	3	2	2
CO2	2	1	2	3	2	2
CO3	1	1	2	3	2	2
CO4	2	1	2	3	2	2
CO5	2	1	2	2	1	2
Average	1.8	1.3	2	2.8	1.8	2

II B.Sc (Semeter IV) Paper-5 Cell Biology, Genetics & Plant breeding

	PO1	PO2	PO3	PO4	PO5	PO6
CO1	1	1	1	2	2	2
CO2	1	1	1	2	2	2
CO3	2	1	2	3	3	3
CO4	2	1	2	3	3	3
CO5	2	2	2	2	2	3
Average	1.6	1.3	1.6	2.6	2.4	2.6

III B.Sc (Semeter V) Paper-6A Plant Propagation

	PO1	PO2	PO3	PO4	PO5	PO6
CO1	2	2	2	2	2	3
CO2	1	1	2	1	2	1
CO3	2	1	2	3	3	3
CO4	2	2	1	3	2	3
CO5	2	1	2	3	3	3
Average	1.8	1.4	1.8	2.4	2.4	2.6

III B.Sc (Semeter V) Paper-7A Seed Technology

	PO1	PO2	PO3	PO4	PO5	PO6
CO1	2	1	2	2	2	2
CO2	2	1	1	3	2	2
CO3	3	2	2	2	2	2
CO4	2	2	2	3	2	2
CO5	3	2	2	3	1	2
Average	2.4	1.6	1.8	2.6	1.8	2

Calculating attainment at each level of course CBHC

Courses	No of students attended	No of students attained			CO CCAA	CO MSA	CO FA
		CCAA(≥ 7)	MSA(≥ 8)	FA(≥ 26)			
	(1)	(2)	(3)	(4)	(2)/(1)	(3)/(1)	(4)/(1)
Fundamentals of Microbes and Non Vascular Plants	29	29	29	28	1	1	0.965
Basics of Vascular Plants and Phytogeography	29	29	29	23	1	1	0.793
Anatomy and Embryology of Angiosperms, Plant Ecology and Biodiversity	26	26	26	26	1	1	1
Plant Physiology and Metabolism	25	25	25	23	1	1	0.92
Cell Biology, Genetics & Plant breeding	25	25	25	23	1	1	0.92
Plant Propagation - 6A	25	25	25	25	1	1	1
Seed Technology-7A	25	25	25	25	1	1	1

I B.Sc CBHC BOT Paper- I &II CCAA Assessment Attainment

PO's	Bot Paper I	PO Attainment	Weighed product	Bot Paper-II	PO Attainment	Weighed product
PO1	1.4	1	1.4	1.4	1	1.4
PO2	1.8	1	1.8	1.8	1	1.8
PO3	1.6	1	1.6	1.4	1	1.4
PO4	2	1	2	1.6	1	1.6
PO5	2	1	2	2	1	2
PO6	2	1	2	2	1	2

I B.Sc CBHC BOT Paper- I &II MSA(IA) Attainment

PO's	Bot Paper I	PO Attainment	Weighed product	Bot Paper-II	PO Attainment	Weighed product
PO1	1.4	1	1.4	1.4	1	1.4
PO2	1.8	1	1.8	1.8	1	1.8
PO3	1.6	1	1.6	1.4	1	1.4
PO4	2	1	2	1.6	1	1.6
PO5	2	1	2	2	1	2
PO6	2	1	2	2	1	2

I B.Sc CBHC BOT Paper- I &II FA Attainment

PO's	Bot Paper I	PO Attainment	Weighed product	Bot Paper-II	PO Attainment	Weighed product
PO1	1.4	0.965	1.351	1.4	0.793	1.1102
PO2	1.8	0.965	1.737	1.8	0.793	1.4274
PO3	1.6	0.965	1.544	1.4	0.793	1.1102
PO4	2	0.965	1.93	1.6	0.793	1.2688
PO5	2	0.965	1.93	2	0.793	1.586
PO6	2	0.965	1.93	2	0.793	1.586

II B.Sc CBHC BOT Paper- III, IV &V CCAA Assessment Attainment

PO's	Bot Paper III	PO Attainment	Weighed product	Bot Paper-IV	PO Attainment	Weighed product	Bot Paper-V	PO Attainment	Weighed product
PO1	2	1	2	1.8	1	1.8	1.6	1	1.6
PO2	1.3	1	1.3	1.3	1	1.3	1.3	1	1.3
PO3	2.2	1	2.2	2	1	2	1.6	1	1.6
PO4	1.8	1	1.8	2.8	1	2.8	2.6	1	2.6
PO5	2	1	2	1.8	1	1.8	2.4	1	2.4
PO6	2	1	2	2	1	2	2.6	1	2.6

II B.Sc CBHC BOT Paper- III, IV &V MSA(IA) Attainment

PO's	Bot Paper III	PO Attainment	Weighed product	Bot Paper-IV	PO Attainment	Weighed product	Bot Paper-V	PO Attainment	Weighed product
PO1	2	1	2	1.8	1	1.8	1.6	1	1.6
PO2	1.3	1	1.3	1.3	1	1.3	1.3	1	1.3
PO3	2.2	1	2.2	2	1	2	1.6	1	1.6
PO4	1.8	1	1.8	2.8	1	2.8	2.6	1	2.6
PO5	2	1	2	1.8	1	1.8	2.4	1	2.4
PO6	2	1	2	2	1	2	2.6	1	2.6

II B.Sc CBHC BOT Paper - III, IV &V FA Attainment

PO's	Bot Paper III	PO Attainment	Weighed product	Bot Paper-IV	PO Attainment	Weighed product	Bot Paper-V	PO Attainment	Weighed product
PO1	2	1	2	1.8	0.92	1.656	1.6	0.92	1.472
PO2	1.3	1	1.3	1.3	0.92	1.196	1.3	0.92	1.196
PO3	2.2	1	2.2	2	0.92	1.84	1.6	0.92	1.472
PO4	1.8	1	1.8	2.8	0.92	2.576	2.6	0.92	2.392
PO5	2	1	2	1.8	0.92	1.656	2.4	0.92	2.208
PO6	2	1	2	2	0.92	1.84	2.6	0.92	2.392

III B.Sc CBHC BOT Paper -6A&7A (SEM-V) CCAA Assessment Attainment

PO's	Bot 6A	PO Attainment	Weighed product	Bot 7A	PO Attainment	Weighed product
PO1	1.8	1	1.8	2.4	1	2.4
PO2	1.4	1	1.4	1.6	1	1.6
PO3	1.8	1	1.8	1.8	1	1.8
PO4	2.4	1	2.4	2.6	1	2.6
PO5	2.4	1	2.4	1.8	1	1.8
PO6	2.6	1	2.6	2	1	2

III B.Sc CBHC BOT Paper -6A&7A (SEM-V) MSA(IA) Assessment Attainment

PO's	Bot 6A	PO Attainment	Weighed product	Bot 7A	PO Attainment	Weighed product
PO1	1.8	1	1.8	2.4	1	2.4
PO2	1.4	1	1.4	1.6	1	1.6
PO3	1.8	1	1.8	1.8	1	1.8
PO4	2.4	1	2.4	2.6	1	2.6
PO5	2.4	1	2.4	1.8	1	1.8
PO6	2.6	1	2.6	2	1	2

III B.Sc CBHC BOT Paper -6A&7A (SEM-V) FA Assessment Attainment

PO's	Bot 6A	PO Attainment	Weighed product	Bot 7A	PO Attainment	Weighed product
PO1	1.8	1	1.8	2.4	1	2.4
PO2	1.4	1	1.4	1.6	1	1.6
PO3	1.8	1	1.8	1.8	1	1.8
PO4	2.4	1	2.4	2.6	1	2.6
PO5	2.4	1	2.4	1.8	1	1.8
PO6	2.6	1	2.6	2	1	2

A.S.D GOVT DEGREE COLLEGE FOR WOMEN (A)

(Re-Accredited by NAAC with 'B')

KAKINADA 533002 EASTGODAVARI, ANDHRA PRADESH

DEPARTMENT OF HORTICULTURE

PAPER -1 Fundamentals of Horticulture and Soil Science

	PO1	PO2	PO3	PO4	PO5	PO6
CO1	3	2	2	3	3	3
CO2	2	2	2	3	3	3
CO3	2	2	2	3	2	2
CO4	2	1	2	2	3	3
CO5	3	2	3	3	3	2
Average	2.4	1.8	2.2	2.8	2.8	2.6

PAPER -2 Plant Propagation and Nursery Management

	PO1	PO2	PO3	PO4	PO5	PO6
CO1	3	2	3	3	3	3
CO2	2	2	2	3	3	3
CO3	2	2	2	3	3	3
CO4	2	2	2	2	2	2
CO5	3	3	3	3	3	3
Average	2.4	2.2	2.4	2.8	2.8	2.8

PAPER -3 BASICS OF VEGETABLE SCIENCE (OLERICULTURE)

	PO1	PO2	PO3	PO4	PO5	PO6
CO1	3	2	3	3	3	3
CO2	2	2	3	3	3	3
CO3	2	2	3	3	3	3
CO4	2	1	2	2	3	3
CO5	3	2	3	3	3	3
Average	2.4	1.8	2.8	2.8	3	3

PAPER -4 BASICS OF FRUIT SCIENCE (POMOLOGY)

	PO1	PO2	PO3	PO4	PO5	PO6
CO1	3	2	3	2	2	2
CO2	3	3	2	2	2	3
CO3	3	2	2	3	2	3
CO4	3	3	3	3	2	3
CO5	2	3	2	1	2	2
Average	2.8	2.6	2.4	2.2	2	2.6

PAPER 5 PESTS AND DISEASES OF HORTICULTURE PLANTS AND THEIR MANAGEMENT

	PO1	PO2	PO3	PO4	PO5	PO6
CO1	2	2	3	3	3	2
CO2	2	2	3	3	3	3
CO3	3	1	3	3	3	3
CO4	2	2	3	2	3	3
CO5	3	2	3	2	3	2
Average	2.4	1.8	3	2.6	3	2.6

Paper 6A Ornamental Horticulture

	PO1	PO2	PO3	PO4	PO5	PO6
CO1	3	2	3	2	2	3
CO2	2	2	2	2	2	3
CO3	3	2	2	2	2	3
CO4	3	2	3	2	2	3
CO5	3	3	3	2	3	3
Average	2.8	2.2	2.6	2	2.2	3

PAPER 7A: COMMERCIAL FLORICULTURE

	PO1	PO2	PO3	PO4	PO5	PO6
CO1	2	2	2	2	2	2
CO2	3	2	2	2	2	3
CO3	3	2	2	2	2	3
CO4	3	2	2	2	2	3
CO5	3	3	3	2	2	3
Average	2.8	2.2	2.2	2	2	2.8

Calculating attainment at each level of course CBHC

I B.Sc CBHC Horticulture Paper- I &II CCAA Assessment Attainment

PO's	Horti Paper I	PO Attainment	Weighed product	Horti Paper-II	PO Attainment	Weighed product
PO1	2.4	1	2.4	2.4	1	2.4
PO2	2.4	1	2.4	2.2	1	2.2
PO3	2.4	1	2.4	2.4	1	2.4
PO4	2.4	1	2.4	2.8	1	2.8
PO5	2.4	1	2.4	2.8	1	2.8
PO6	2.4	1	2.4	2.8	1	2.8

I B.Sc CBHC Horti Paper- I &II MSA (IA) Attainment

Courses	No of students attended	No of students attended			CO_CCAA	CO_MSA	CO_FA
		CCAA(≥ 7)	MSA(≥ 8)	FA(≥ 26)			
	(1)	(2)	(3)	(4)	(2)/(1)	(3)/(1)	(4)/(1)
PAPER -1 Fundamentals of Horticulture and Soil Science	29	29	29	27	1	1	0.93
PAPER -2 Plant Propagation and Nursery Management	29	29	28	27	1	0.96	0.93
Paper -3 Basics of Vegetable Science (Olericulture)	26	26	26	24	1	1	0.92
Paper -4 Basics Of Fruit Science (Pomology)	26	26	26	24	1	1	0.92
Paper 5 Pests and Diseases of Horticulture Plants And Their Management	26	25	26	24	0.96	1	0.92
Paper 6A Ornamental Horticulture	25	25	25	25	1	1	1
Paper- 7A Commercial Floriculture	25	25	25	25	1	1	1

PO's	Horti Paper I	PO Attainment	Weighed product	Horti Paper-II	PO Attainment	Weighed product
PO1	2.4	1	2.4	2.4	0.96	2.3
PO2	2.4	1	2.4	2.2	0.96	2.1
PO3	2.4	1	2.4	2.4	0.96	2.3
PO4	2.4	1	2.4	2.8	0.96	2.68
PO5	2.4	1	2.4	2.8	0.96	2.68
PO6	2.4	1	2.4	2.8	0.96	2.68

I B.Sc CBHC Horti Paper- I & II FA Attainment

PO's	Horti Paper I	PO Attainment	Weighed product	Horti Paper-II	PO Attainment	Weighed product
PO1	2.4	0.93	2.23	2.4	0.93	2.23
PO2	2.4	0.93	2.23	2.2	0.93	2.04
PO3	2.4	0.93	2.23	2.4	0.93	2.23
PO4	2.4	0.93	2.23	2.8	0.93	2.6
PO5	2.4	0.93	2.23	2.8	0.93	2.6
PO6	2.4	0.93	2.23	2.8	0.93	2.6

II B.Sc CBHC Horti Paper- III, IV &V CCAA Assessment Attainment

PO's	Horti Paper III	PO Attainment	Weighed product	Horti Paper-IV	PO Attainment	Weighed product	Horti Paper-V	PO Attainment	Weighed product
PO1	2.4	1	2.4	2.8	1	2.8	2.4	0.96	2.3
PO2	1.8	1	1.8	2.6	1	2.6	1.8	0.96	1.72
PO3	2.8	1	2.8	2.4	1	2.4	3	0.96	2.88
PO4	2.8	1	2.8	2.2	1	2.2	2.6	0.96	2.49
PO5	3	1	3	2	1	2	3	0.96	2.88
PO6	3	1	3	2.6	1	2.6	2.6	0.96	2.49

II B.Sc CBHC Horti Paper- III, IV &V MSA(IA) Attainment

PO's	Horti Paper III	PO Attainment	Weighed product	Horti Paper-IV	PO Attainment	Weighed product	Horti Paper-V	PO Attainment	Weighed product
PO1	2.4	1	2.4	2.8	1	2.8	2.4	1	2.4
PO2	1.8	1	1.8	2.6	1	2.6	1.8	1	1.8
PO3	2.8	1	2.8	2.4	1	2.4	3	1	3
PO4	2.8	1	2.8	2.2	1	2.2	2.6	1	2.6
PO5	3	1	3	2	1	2	3	1	3
PO6	3	1	3	2.6	1	2.6	2.6	1	2.6

II B.Sc CBHC Horti Paper - III, IV &V FA Attainment

PO's	Horti Paper III	PO Attainment	Weighed product	Horti Paper-IV	PO Attainment	Weighed product	Horti Paper-V	PO Attainment	Weighed product
PO1	2.4	0.92	2.2	2.8	0.92	2.57	2.4	0.92	2.2
PO2	1.8	0.92	1.65	2.6	0.92	2.39	1.8	0.92	1.65
PO3	2.8	0.92	2.57	2.4	0.92	2.2	3	0.92	2.76
PO4	2.8	0.92	2.57	2.2	0.92	2	2.6	0.92	2.39
PO5	3	0.92	2.76	2	0.92	1.82	3	0.92	2.76
PO6	3	0.92	2.76	2.6	0.92	2.39	2.6	0.92	2.39

III B.Sc CBHC Horti Paper -6A &7A (SEM-V) CCAA Assessment Attainment

PO's	Horti 6A	PO Attainment	Weighed product	Horti 7A	PO Attainment	Weighed product
PO1	2.8	1	2.8	2.8	1	2.8
PO2	2.2	1	2.2	2.2	1	2.2
PO3	2.6	1	2.6	2.2	1	2.2
PO4	2	1	2	2	1	2
PO5	2.2	1	2.2	2	1	2
PO6	3	1	3	2.8	1	2.8

III B.Sc CBHC Horti Paper -6A & 7A (SEM-V) MSA(IA) Assessment Attainment

PO's	Horti 6A	PO Attainment	Weighed product	Horti 7A	PO Attainment	Weighed product
PO1	2.8	1	2.8	2.8	1	2.8
PO2	2.2	1	2.2	2.2	1	2.2
PO3	2.6	1	2.6	2.2	1	2.2
PO4	2	1	2	2	1	2
PO5	2.2	1	2.2	2	1	2
PO6	3	1	3	2.8	1	2.8

III B.Sc CBHC Horti Paper -6A &7A (SEM-V) FA Assessment Attainment

PO's	Horti 6A	PO Attainment	Weighed product	Horti 7A	PO Attainment	Weighed product
PO1	2.8	1	2.8	2.8	1	2.8
PO2	2.2	1	2.2	2.2	1	2.2
PO3	2.6	1	2.6	2.2	1	2.2
PO4	2	1	2	2	1	2
PO5	2.2	1	2.2	2	1	2
PO6	3	1	3	2.8	1	2.8

A.S.D GOVERNMENT DEGREE COLLEGE (W) (A), KAKINADA

Department of English

Mapping Course Outcomes 2021-22 admitted batch with Programme Outcomes

SEM-I: A COURSE IN COMMUNICATION AND SOFT SKILLS(B.A. /B. Com./B. Sc.)

	PO1	PO2	PO3	PO4	PO5	PO6
CO1	2	3	2	3	2	3
CO2	3	2	3	3	2	3
CO3	2	2	3	2	2	2
CO4	3	3	2	2	2	3
CO5	3	2	2	3	3	2
CO6	3	3	3	2	3	3
Average	2.6	2.5	2.5	2.5	2.3	2.6

SEM-II: A COURSE IN READING AND WRITING SKILLS (B.A. /B. Com./B. Sc.)

Bachelor of Science (B.Sc.):

	PO1	PO2	PO3	PO4	PO5	PO6
CO1	2	2	2	2	2	3
CO2	3	2	3	1	2	1
CO3	3	3	2	2	2	2
CO4	2	3	1	3	3	3
CO5	2	3	3	2	2	2
CO6	2	2	2	3	3	3
	2.3	2.3	2.1	2.1	2.3	2.3

SEM-III: A COURSE IN CONVERSATIONAL SKILLS (B.A. /B. Com./B. Sc.)**Bachelor of Science (B.Sc.):**

	PO1	PO2	PO3	PO4	PO5	PO6
CO1	3	2	1	2	2	2
CO2	3	2	2	2	2	2
CO3	2	2	3	2	3	3
CO4	3	3	2	3	2	2
CO5	3	2	3	3	3	2
CO6	2	2	3	2	3	3
Average	2.6	2.1	2.3	2.3	2.5	2.3

Attainment Level of English - Semester I:

Courses	No. of Students attended	No. of Students Attained			CO_DA	CO_IA	CO_FA
		CCAA	MSA	FA	CCAA	MSA	FA
	(1)	CCAA(2)	MSA(3)	FA(4)	2/1	3/1	4/1
CBHC	29	29	29	28	1	1	0.9

Attainment Level of English - Semester II:

Courses	No. of Students attended	No. of Students Attained			CO_DA	CO_IA	CO_FA
		CCAA	MSA	FA	CCAA	MSA	FA
	(1)	CCAA(2)	MSA(3)	FA(4)	2/1	3/1	4/1
CBHC	29	29	29	19	1	1	0.6

Attainment Level of English - Semester III:

Courses	No. of Students attended	No. of Students Attained			CO_DA	CO_IA	CO_FA
		CCAA	MSA	FA	CCAA	MSA	FA
	(1)	CCAA(2)	MSA(3)	FA(4)	2/1	3/1	4/1
CBHC	26	26	26	26	1	1	1

B.Sc CBHC SEM-I,II & III CCAA Assessment Attainment

PO's	ENG SEM I Paper I	PO Attainment	Weighted product	ENG SEM II Paper-II	PO Attainment	Weighted product	ENG SEM III Paper-III	PO Attainment	Weighted product
PO1	2.6	1	2.6	2.3	1	2.3	2.6	1	2.6
PO2	2.5	1	2.5	2.3	1	2.3	2.1	1	2.1
PO3	2.5	1	2.5	2.1	1	2.1	2.3	1	2.3
PO4	2.5	1	2.5	2.1	1	2.1	2.3	1	2.3
PO5	2.3	1	2.3	2.3	1	2.3	2.5	1	2.5
PO6	2.6	1	2.6	2.3	1	2.3	2.3	1	2.3

B.Sc CBHC SEM I,II& III MSA(IA) Attainment

PO's	ENG SEM I Paper I	PO Attainment	Weighted product	ENG SEM II Paper-II	PO Attainment	Weighted product	ENG SEM III Paper-III	PO Attainment	Weighted product
PO1	2.6	1	2.6	2.3	1	2.3	2.6	1	2.6
PO2	2.5	1	2.5	2.3	1	2.3	2.1	1	2.1
PO3	2.5	1	2.5	2.1	1	2.1	2.3	1	2.3
PO4	2.5	1	2.5	2.1	1	2.1	2.3	1	2.3
PO5	2.3	1	2.3	2.3	1	2.3	2.5	1	2.5
PO6	2.6	1	2.6	2.3	1	2.3	2.3	1	2.3

B.Sc CBHC SEM I, II & III FA Attainment

PO's	ENG SEM I Paper I	PO Attainment	Weighted product	ENG SEM II Paper-II	PO Attainment	Weighted product	ENG SEM III Paper-III	PO Attainment	Weighted product
PO1	2.6	0.9	2.34	2.3	0.6	1.38	2.6	1	2.6
PO2	2.5	0.9	2.25	2.3	0.6	1.38	2.1	1	2.1
PO3	2.5	0.9	2.25	2.1	0.6	1.26	2.3	1	2.3
PO4	2.5	0.9	2.25	2.1	0.6	1.26	2.3	1	2.3
PO5	2.3	0.9	2.07	2.3	0.6	1.38	2.5	1	2.5
PO6	2.6	0.9	2.34	2.3	0.6	1.38	2.3	1	2.3

ASD GOVERNMENT DEGREE COLLEGE (W) (A), KAKINADA

Department of Sanskrit

Mapping Course Outcomes 2021- 2022 with Programme Outcomes I B.A. B. Com, B.Sc.

“PROSE, POETRY AND GRAMMAR” 2021-2022

COURSE OUTCOMES: SAN 20102

	PO1	PO2	PO3	PO4	PO5	PO6
CO1	2	1	2	3	1	3
CO2	3	2	1	2	1	2
CO3	4	1	2	3	1	2
CO4	2	1	1	2	1	1
Average	2.75	1.25	1.5	2.5	1	2

SEM-I: Poetry, Prose & Grammar SAN 20102 (B.Sc.) Attainment

Bachelor of Science (B.Sc.)

Attainment Level of Sanskrit - Semester I

Cc	No. of Students attended	No. of Students Attained			CO_DA CCAA 2/1	CO_IA MSA 3/1	CO_FA 4/1
		DA	IA	FA			
CBHT	7	7	7	7	1	1	1

SEM II: SANSKRIT

I B.A. B. Com, B.Sc.“PROSE ,POETRY AND GRAMMAR” 2021-2022

COURSE OUTCOMES: SAN 20202

	PO1	PO2	PO3	PO4	PO5	PO6
CO1	2	2	1	2	1	3
CO2	3	2	2	1	1	2
CO3	3	3	2	2	1	2
CO4	2	3	2	1	1	1
Average	2.5	2.5	1.75	1.5	1	2

SEM-II: Poetry, prose Grammar SAN 20202 (B.A. /B. Com./B. Sc.)

Bachelor of Science (B.Sc.):

Attainment Level of Sanskrit - Semester II:

Cc	No. of Students attended	No. of Students Attained			CO_DA CCAA 2/1	CO_IA MSA 3/1	CO_FA 4/1
		DA	IA	FA			
CBHT	7	7	7	7	1	1	1

SEM III: SANSKRIT II B.A. B. Com, B.Sc

“DRMAUPAISHAD ,ALAMKARA ,HISTORY OF LITERATURE” 2021-2022

COURSE OUTCOMES: SAN 20302

	PO1	PO2	PO3	PO4	PO5	PO6
CO1	2	2	1	2	1	3
CO2	3	2	2	1	1	2
CO3	1	3	2	2	1	2
CO4	2	3	2	1	1	1
Average	2	2.5	1.75	1.5	1	2

SEM III: SANSKRIT II B.A. B. Com, B.Sc.

“DRMA, UPAISHAD, ALAMKARA, HISTORY OF LITERATURE” 2021-2022

COURSE OUTCOMES: SAN 20302

Bachelor of Science (B.Sc.):

Attainment Level of Sanskrit- Semester III:

Cc	No. of Students attended	No. of Students Attained			CO_DA CCAA 2/1	CO_IA MSA 3/1	CO_FA 4/1
		DA	IA	FA			
CBHT	7	7	7	7	1	1	1

B.Sc CBHT SEM-I,II & III CCAA Assessment Attainment

PO's	SAN Paper I	PO Attain ment	Weighe d produc t	SAN SEM II Paper-II	PO Attain ment	Weighe d produc t	SAN SEM III Paper- III	PO Attain ment	Weighe d produc t
PO1	2.75	1	2.75	2.5	1	2.5	2	1	2
PO2	1.25	1	1.25	2.5	1	2.5	2.5	1	2.5
PO3	1.5	1	1.5	1.75	1	1.75	1.75	1	1.75
PO4	2.5	1	2.5	1.5	1	1.5	1.5	1	1.5
PO5	1	1	1	1	1	1	1	1	1
PO6	2	1	2	2	1	2	2	1	2

B.Sc CBHT SEM-I,II & III MSA Assessment Attainment

PO's	SAN SEM I Paper I	PO Attainment	Weighted product	SAN SEM II Paper-II	PO Attainment	Weighted product	SAN SEM III Paper-III	PO Attainment	Weighted product
PO1	2.75	1	2.75	2.5	1	2.5	2	1	2
PO2	1.25	1	1.25	2.5	1	2.5	2.5	1	2.5
PO3	1.5	1	1.5	1.75	1	1.75	1.75	1	1.75
PO4	2.5	1	2.5	1.5	1	1.5	1.5	1	1.5
PO5	1	1	1	1	1	1	1	1	1
PO6	2	1	2	2	1	2	2	1	2

B.Sc CBHT SEM-I,II & III FA Assessment Attainment

PO's	SAN SEM I Paper I	PO Attainment	Weighted product	SAN SEM II Paper-II	PO Attainment	Weighted product	SAN SEM III Paper-III	PO Attainment	Weighted product
PO1	2.75	1	2.75	2.5	1	2.5	2	1	2
PO2	1.25	1	1.25	2.3	1	2.3	2.5	1	2.5
PO3	1.5	1	1.5	2.5	1	2.5	1.75	1	1.75
PO4	2.5	1	2.5	2	1	2	1.5	1	1.5
PO5	1	1	1	2.3	1	2.3	1	1	1
PO6	2	1	2	2	1	2	2	1	2

ASD GOVERNMENT DEGREE COLLEGE (W) (A), KAKINADA

Department of Telugu-General Telugu- I Semester-Paper-I – Pracheena Telugu Kavitwam

Mapping Course Outcomes 2021-2022 with Programme Outcomes

Course Outcomes:

	PO1	PO2	PO3	PO4	PO5	PO6
CO1	3	3	1	2	3	3
CO2	3	2	3	3	3	3
CO3	2	2	3	3	3	3
CO4	3	3	1	3	3	3
CO5	2	1	1	3	3	3
Average	2.6	2.2	1.8	2.8	3	3

Department of Telugu-General Telugu-II Semester-Paper-II- Aadhunika Telugu Sahityam

Mapping Course Outcomes 2021-2022 with Programme Outcomes

Bachelor of Science (B.Sc.)

Course Outcomes:

	PO1	PO2	PO3	PO4	PO5	PO6
CO1	2	3	1	1	3	3
CO2	3	2	1	3	3	3
CO3	3	1	1	2	3	3
CO4	3	3	2	2	3	3
CO5	2	2	1	1	3	3
Average	2.8	2.2	1.2	1.8	3	3

ASD GOVERNMENT DEGREE COLLEGE (W) (A), KAKINADA
Department of Telugu-General Telugu-III Semester-Paper-III-Srujana Bharati
Mapping Course Outcomes 2021-2022 with Programme Outcomes

	PO1	PO2	PO3	PO4	PO5	PO6
CO1	2	1	1	1	3	3
CO2	3	1	1	1	3	3
CO3	3	1	1	2	3	3
CO4	3	1	1	2	2	3
CO5	3	1	1	1	3	3
Average	2.8	1	1	1.4	2.8	3

2020-21 General Telugu Attainment Level of Telugu - Semester I:

Courses	No. of Students attended	No. of Students Attained			CO_D	CO_I	CO_F
		DA	IA	FA			
CBHC	22	21	22	21	0.95	1	0.95

2021-22 General Telugu Attainment Level of Telugu - Semester II:

Cours	No. of Students attended	No. of Students Attained			CO_D	CO_I	CO_F
		DA	IA	FA			
CBHC	22	22	22	20	1	1	0.91

2021-22 General Telugu Attainment Level of Telugu - Semester III:

Courses	No. of Students attended	No. of Students Attained			CO_DA	CO_IA	CO_FA
		DA	IA	FA			
CBHC	19	19	19	17	1	1	0.89

B.Sc CBHC SEM-I,II & III CCAA Assessment Attainment

PO's	TEL SEM I Paper I	PO Attainment	Weighted product	TEL SEM II Paper-II	PO Attainment	Weighted product	TEL SEM III Paper-III	PO Attainment	Weighted product
PO1	2.6	0.95	2.47	2.8	1	2.8	2.8	1	2.8
PO2	2.2	0.95	2.09	2.2	1	2.2	1	1	1
PO3	1.8	0.95	1.71	1.2	1	1.2	1	1	1
PO4	2.8	0.95	2.66	1.8	1	1.8	1.4	1	1.4
PO5	3	0.95	2.85	3	1	3	2.8	1	2.8
PO6	3	0.95	2.85	3	1	3	3	1	3

B.Sc CBHC SEM I, II & III MSA(IA) Attainment

PO's	TEL SEM I Paper I	PO Attainment	Weighted product	TEL SEM II Paper-II	PO Attainment	Weighted product	TEL SEM III Paper-III	PO Attainment	Weighted product
PO1	2.6	1	2.6	2.8	1	2.8	2.8	1	2.8
PO2	2.2	1	2.2	2.2	1	2.2	1	1	1
PO3	1.8	1	1.8	1.2	1	1.2	1	1	1
PO4	2.8	1	2.8	1.8	1	1.8	1.4	1	1.4
PO5	3	1	3	3	1	3	2.8	1	2.8
PO6	3	1	3	3	1	3	3	1	3

B.Sc CBHC SEM I, II & III FA Attainment

PO's	TEL SEM I Paper I	PO Attainment	Weighted product	TEL SEM II Paper-II	PO Attainment	Weighted product	TEL SEM III Paper-III	PO Attainment	Weighted product
PO1	2.6	0.95	2.47	2.3	0.91	2.09	2.6	0.89	2.31
PO2	2.5	0.95	2.37	2.3	0.91	2.09	2.1	0.89	1.86
PO3	2.5	0.95	2.37	2.1	0.91	1.91	2.3	0.89	2.04
PO4	2.5	0.95	2.37	2.1	0.91	1.91	2.3	0.89	2.04
PO5	2.3	0.95	2.18	2.3	0.91	2.09	2.5	0.89	2.22
PO6	2.6	0.95	2.47	2.3	0.91	2.09	2.3	0.89	2.04

B.Sc CBHC SEM-V MSA(IA) Assessment Attainment

POs	CHE-6D	PO Attainment	Weighted product	CHE-7D	PO Attainment	Weighted product	BOT-6A	PO Attainment	Weighted product	BOT-7A	PO Attainment	Weighted product	HORTI-6A	PO Attainment	Weighted product	HORTI-7A	PO Attainment	Weighted product	Weighted Sum of Pos	Sum of Weighed product	Sum of Weighed product/Weighted
PO1	1.5	1	1.5	2.5	1	2.5	1.8	1	1.8	2.4	1	2.4	2.8	1	2.8	2.8	1	2.8	13.8	13.8	1.00000
PO2	3.25	1	3.25	2.75	1	2.75	1.4	1	1.4	1.6	1	1.6	2.2	1	2.2	2.2	1	2.2	13.4	13.4	1.00000
PO3	3.75	1	3.75	3.25	1	3.25	1.8	1	1.8	1.8	1	1.8	2.6	1	2.6	2.2	1	2.2	15.4	15.4	1.00000
PO4	0.25	1	0.25	1.5	1	1.5	2.4	1	2.4	2.6	1	2.6	2	1	2	2	1	2	10.75	10.75	1.00000
PO5	2	1	2	1.5	1	1.5	2.4	1	2.4	1.8	1	1.8	2.2	1	2.2	2	1	2	11.9	11.9	1.00000
PO6	1.75	1	1.75	2	1	2	2.6	1	2.6	2	1	2	3	1	3	2.8	1	2.8	14.15	14.15	1.00000

B.Sc CBHC SEM-V CCAA Assessment Attainment

POs	CHE-6D	PO Attainment	Weighted product	CHE-7D	PO Attainment	Weighted product	BOT-6A	PO Attainment	Weighted product	BOT-7A	PO Attainment	Weighted product	HORTI-6A	PO Attainment	Weighted product	HORTI-7A	PO Attainment	Weighted product	Weighted Sum of Pos	Sum of Weighed product	Sum of Weighed product/Weighted Sum
PO1	1.5	1	1.5	2.5	1	2.5	1.8	1	1.8	2.4	1	2.4	2.8	1	2.8	2.8	1	2.8	13.8	13.8	1.00000
PO2	3.25	1	3.25	2.75	1	2.75	1.4	1	1.4	1.6	1	1.6	2.2	1	2.2	2.2	1	2.2	13.4	13.4	1.00000
PO3	3.75	1	3.75	3.25	1	3.25	1.8	1	1.8	1.8	1	1.8	2.6	1	2.6	2.2	1	2.2	15.4	15.4	1.00000
PO4	0.25	1	0.25	1.5	1	1.5	2.4	1	2.4	2.6	1	2.6	2	1	2	2	1	2	10.75	10.75	1.00000
PO5	2	1	2	1.5	1	1.5	2.4	1	2.4	1.8	1	1.8	2.2	1	2.2	2	1	2	11.9	11.9	1.00000
PO6	1.75	1	1.75	2	1	2	2.6	1	2.6	2	1	2	3	1	3	2.8	1	2.8	14.15	14.15	1.00000

B.Sc CBHC SEM-V FA Assessment Attainment

POs	CHE-6D	PO Attainment	Weighted product	CHE-7D	PO Attainment	Weighted product	BOT-6A	PO Attainment	Weighted product	BOT-7A	PO Attainment	Weighted product	HORTI-6A	PO Attainment	Weighted product	HORTI-7A	PO Attainment	Weighted product	Weighted Sum of Pos	Sum of Weighed product	Sum of Weighed product/Weighted Sum
PO1	1.5	0.92	1.38	2.5	0.9	2.2	1.8	1	1.8	2.4	1	2.4	2.8	1	2.8	2.8	1	2.8	13.8	13.38	0.96957
PO2	3.25	0.92	2.99	2.75	0.9	2.42	1.4	1	1.4	1.6	1	1.6	2.2	1	2.2	2.2	1	2.2	13.4	12.81	0.95597
PO3	3.75	0.92	3.45	3.25	0.9	2.86	1.8	1	1.8	1.8	1	1.8	2.6	1	2.6	2.2	1	2.2	15.4	14.71	0.95519
PO4	0.25	0.92	0.23	1.5	0.9	1.32	2.4	1	2.4	2.6	1	2.6	2	1	2	2	1	2	10.75	10.55	0.98140
PO5	2	0.92	1.84	1.5	0.9	1.32	2.4	1	2.4	1.8	1	1.8	2.2	1	2.2	2	1	2	11.9	11.56	0.97143
PO6	1.75	0.92	1.61	2	0.9	1.76	2.6	1	2.6	2	1	2	3	1	3	2.8	1	2.8	14.15	13.77	0.97314
B.Sc CBHC SEM-IV MSA(IA) Assessment Attainment																					
POs	CHE-IV	PO Attainment	Weighted product	CHE-V	PO Attainment	Weighted product	BOT-IV	PO Attainment	Weighted product	BOT-V	PO Attainment	Weighted product	HORTI-IV	PO Attainment	Weighted product	HORTI-V	PO Attainment	Weighted product	Weighted Sum of Pos	Sum of Weighed product	Sum of Weighed product/Weighted Sum
PO1	2.5	0.846	2.115	2.25	0.96	2.165	1.8	1	1.8	1.6	1	1.6	2.8	1	2.8	2.4	1	2.4	13.35	12.88	0.96479
PO2	2.5	0.846	2.115	2.25	0.96	2.165	1.3	1	1.3	1.3	1	1.3	2.6	1	2.6	1.8	1	1.8	11.75	11.28	0.96000
PO3	2.75	0.846	2.327	1.25	0.96	1.203	2	1	2	1.6	1	1.6	2.4	1	2.4	3	1	3	13	12.53	0.96385
PO4	2.25	0.846	1.904	3	0.96	2.886	2.8	1	2.8	2.6	1	2.6	2.2	1	2.2	2.6	1	2.6	15.45	14.99	0.97023
PO5	3	0.846	2.538	2	0.96	1.924	1.8	1	1.8	2.4	1	2.4	2	1	2	3	1	3	14.2	13.662	0.96211
PO6	2	0.846	1.692	1.75	0.96	1.684	2	1	2	2.6	1	2.6	2.6	1	2.6	2.6	1	2.6	13.55	13.176	0.97240
B.Sc CBHC SEM-IV CCAA Assessment Attainment																					

POs	CHE-IV	PO Attainment	Weighted product	CHE-V	PO Attainment	Weighted product	BOT-IV	PO Attainment	Weighted product	BOT-V	PO Attainment	Weighted product	HORTI-IV	PO Attainment	Weighted product	HORTI-V	PO Attainment	Weighted product	Weighted Sum of Pos	Sum of Weighed product	Sum of Weighed product/Weighted
PO1	2.5	1	2.5	2.25	1	2.25	1.8	1	1.8	1.6	1	1.6	2.8	1	2.8	2.4	0.96	2.3	13.35	13.25	0.99251
PO2	2.5	1	2.5	2.25	1	2.25	1.3	1	1.3	1.3	1	1.3	2.6	1	2.6	1.8	0.96	1.72	11.75	11.67	0.99319
PO3	2.75	1	2.75	1.25	1	1.25	2	1	2	1.6	1	1.6	2.4	1	2.4	3	0.96	2.88	13	12.88	0.99077
PO4	2.25	1	2.25	3	1	3	2.8	1	2.8	2.6	1	2.6	2.2	1	2.2	2.6	0.96	2.49	15.45	15.34	0.99288
PO5	3	1	3	2	1	2	1.8	1	1.8	2.4	1	2.4	2	1	2	3	0.96	2.88	14.2	14.08	0.99155
PO6	2	1	2	1.75	1	1.75	2	1	2	2.6	1	2.6	2.6	1	2.6	2.6	0.96	2.49	13.55	13.44	0.99188

B.Sc CBHC SEM-IV FA Assessment Attainment

POs	CHE-IV	PO Attainment	Weighted product	CHE-V	PO Attainment	Weighted product	BOT-IV	PO Attainment	Weighted product	BOT-V	PO Attainment	Weighted product	HORTI-IV	PO Attainment	Weighted product	HORTI-V	PO Attainment	Weighted product	Weighted Sum of Pos	Sum of Weighed product	Sum of Weighed product/Weighted Sum
PO1	2.5	0.885	2.213	2.25	0.92	2.077	1.8	0.92	1.656	1.6	0.92	1.472	2.8	0.92	2.57	2.4	0.92	2.2	13.35	12.188	0.91296
PO2	2.5	0.885	2.213	2.25	0.92	2.077	1.3	0.92	1.196	1.3	0.92	1.196	2.6	0.92	2.39	1.8	0.92	1.65	11.75	10.722	0.91251
PO3	2.75	0.885	2.434	1.25	0.92	1.154	2	0.92	1.84	1.6	0.92	1.472	2.4	0.92	2.2	3	0.92	2.76	13	11.86	0.91231
PO4	2.25	0.885	1.991	3	0.92	2.769	2.8	0.92	2.576	2.6	0.92	2.392	2.2	0.92	2	2.6	0.92	2.39	15.45	14.118	0.91379
PO5	3	0.885	2.665	2	0.92	1.846	1.8	0.92	1.656	2.4	0.92	2.208	2	0.92	1.82	3	0.92	2.76	14.2	12.955	0.91232
PO6	2	0.885	1.77	1.75	0.92	1.615	2	0.92	1.84	2.6	0.92	2.392	2.6	0.92	2.39	2.6	0.92	2.39	13.55	12.397	0.91491

B.Sc CBHC SEM-III MSA(IA) Assessment Attainment

POs	CHE-III	PO Attainment	Weighted product	BOT-III	PO Attainment	Weighted product	HORT I-III	PO Attainment	Weighted product	Eng III	PO Attainment	Weighted product	Tel III	PO Attainment	Weighted product	San III	PO Attainment	Weighted product	Weighted Sum of Pos	Sum of Weighed product	Sum of Weighed product/Weighted
PO1	3	0.808	2.424	2	1	2	2.4	1	2.4	2.6	1	2.6	2.8	1	2.8	2	1	2	14.8	14.224	0.96108
PO2	2.75	0.808	2.222	1.3	1	1.3	1.8	1	1.8	2.1	1	2.1	1	1	1	2.5	1	2.5	11.45	10.922	0.95389
PO3	3	0.808	2.424	2.2	1	2.2	2.8	1	2.8	2.3	1	2.3	1	1	1	1.75	1	1.75	13.05	12.474	0.95586
PO4	2.5	0.808	2.02	1.8	1	1.8	2.8	1	2.8	2.3	1	2.3	1.4	1	1.4	1.5	1	1.5	12.3	11.82	0.96098
PO5	3	0.808	2.424	2	1	2	3	1	3	2.5	1	2.5	2.8	1	2.8	1	1	1	14.3	13.724	0.95972
PO6	3	0.808	2.424	2	1	2	3	1	3	2.3	1	2.3	3	1	3	2	1	2	15.3	14.724	0.96235

B.Sc CBHC SEM-III CCAA Assessment Attainment

POs	CHE-III	PO Attainment	Weighted product	BOT-III	PO Attainment	Weighted product	HORT I-III	PO Attainment	Weighted product	Eng III	PO Attainment	Weighted product	Tel III	PO Attainment	Weighted product	San III	PO Attainment	Weighted product	Weighted Sum of Pos	Sum of Weighed product	Sum of Weighed product/Weighted Sum
PO1	3	1	3	2	1	2	2.4	1	2.4	2.6	1	2.6	2.8	1	2.8	2	1	2	14.8	14.8	1.00000
PO2	2.75	1	2.75	1.3	1	1.3	1.8	1	1.8	2.1	1	2.1	1	1	1	2.5	1	2.5	11.45	11.45	1.00000
PO3	3	1	3	2.2	1	2.2	2.8	1	2.8	2.3	1	2.3	1	1	1	1.75	1	1.75	13.05	13.05	1.00000
PO4	2.5	1	2.5	1.8	1	1.8	2.8	1	2.8	2.3	1	2.3	1.4	1	1.4	1.5	1	1.5	12.3	12.3	1.00000
PO5	3	1	3	2	1	2	3	1	3	2.5	1	2.5	2.8	1	2.8	1	1	1	14.3	14.3	1.00000
PO6	3	1	3	2	1	2	3	1	3	2.3	1	2.3	3	1	3	2	1	2	15.3	15.3	1.00000

B.Sc CBHC SEM-III FA Assessment Attainment

POs	CHE-III	PO Attainment	Weighted product	BOT-III	PO Attainment	Weighted product	HORT I-III	PO Attainment	Weighted product	Eng III	PO Attainment	Weighted product	Tel III	PO Attainment	Weighted product	San III	PO Attainment	Weighted product	Weighted Sum of Pos	Sum of Weighed product	Sum of Weighed product/Weighted Sum of Pos
PO1	3	0.5	1.5	2	1	2	2.4	0.92	2.2	2.6	1	2.6	2.6	0.89	2.31	2	1	2	14.6	12.61	0.86370
PO2	2.75	0.5	1.375	1.3	1	1.3	1.8	0.92	1.65	2.1	1	2.1	2.1	0.89	1.86	2.5	1	2.5	12.55	10.785	0.85936
PO3	3	0.5	1.5	2.2	1	2.2	2.8	0.92	2.57	2.3	1	2.3	2.3	0.89	2.04	1.75	1	1.75	14.35	12.36	0.86132
PO4	2.5	0.5	1.25	1.8	1	1.8	2.8	0.92	2.57	2.3	1	2.3	2.3	0.89	2.04	1.5	1	1.5	13.2	11.46	0.86818
PO5	3	0.5	1.5	2	1	2	3	0.92	2.76	2.5	1	2.5	2.5	0.89	2.22	1	1	1	14	11.98	0.85571
PO6	3	0.5	1.5	2	1	2	3	0.92	2.76	2.3	1	2.3	2.3	0.89	2.04	2	1	2	14.6	12.6	0.86301

B.Sc CBHC SEM-II MSA(IA) Assessment Attainment

POs	CHE-II	PO Attainment	Weighted product	BOT-II	PO Attainment	Weighted product	HORT I-II	PO Attainment	Weighted product	Eng II	PO Attainment	Weighted product	Tel II	PO Attainment	Weighted product	San II	PO Attainment	Weighted product	Weighted Sum of Pos	Sum of Weighed product	Sum of Weighed product/Weighted Sum of Pos
PO1	2.25	0.759	1.708	1.4	1	1.4	2.4	0.96	2.3	2.3	1	2.3	2.8	1	2.8	2.5	1	2.5	13.65	13.008	0.95297
PO2	2.5	0.759	1.898	1.8	1	1.8	2.2	0.96	2.1	2.3	1	2.3	2.2	1	2.2	2.5	1	2.5	13.5	12.798	0.948
PO3	2	0.759	1.518	1.4	1	1.4	2.4	0.96	2.3	2.1	1	2.1	1.2	1	1.2	1.75	1	1.75	10.85	10.268	0.94636
PO4	1.75	0.759	1.328	1.6	1	1.6	2.8	0.96	2.68	2.1	1	2.1	1.8	1	1.8	1.5	1	1.5	11.55	11.008	0.95307
PO5	2.7	0.759	2.049	2	1	2	2.8	0.96	2.68	2.3	1	2.3	3	1	3	1	1	1	13.8	13.029	0.94413
PO6	1.75	0.759	1.328	2	1	2	2.8	0.96	2.68	2.3	1	2.3	3	1	3	2	1	2	13.85	13.308	0.96087

B.Sc CBHC SEM-II CCAA Assessment Attainment

POs	CHE-II	PO Attainment	Weighted product	BOT-II	PO Attainment	Weighted product	HORT I-II	PO Attainment	Weighted product	Eng II	PO Attainment	Weighted product	Tel II	PO Attainment	Weighted product	San II	PO Attainment	Weighted product	Weighted Sum of Pos	Sum of Weighed product	Sum of Weighed product/Weighted Sum of Pos
-----	--------	---------------	------------------	--------	---------------	------------------	-----------	---------------	------------------	--------	---------------	------------------	--------	---------------	------------------	--------	---------------	------------------	---------------------	------------------------	--

PO1	2.25	1	2.25	1.4	1	1.4	2.4	1	2.4	2.3	1	2.3	2.8	1	2.8	2.5	1	2.5	13.65	13.65	1
PO2	2.5	1	2.5	1.8	1	1.8	2.2	1	2.2	2.3	1	2.3	2.2	1	2.2	2.5	1	2.5	13.5	13.5	1
PO3	2	1	2	1.4	1	1.4	2.4	1	2.4	2.1	1	2.1	1.2	1	1.2	1.75	1	1.75	10.85	10.85	1
PO4	1.75	1	1.75	1.6	1	1.6	2.8	1	2.8	2.1	1	2.1	1.8	1	1.8	1.5	1	1.5	11.55	11.55	1
PO5	2.7	1	2.7	2	1	2	2.8	1	2.8	2.3	1	2.3	3	1	3	1	1	1	13.8	13.8	1
PO6	1.75	1	1.75	2	1	2	2.8	1	2.8	2.3	1	2.3	3	1	3	2	1	2	13.85	13.85	1

B.Sc CBHC SEM-II FA Assessment Attainment

POs	CHE-II	PO Attainment	Weighted product	BOT-II	PO Attainment	Weighted product	HORT I-II	PO Attainment	Weighted product	Eng II	PO Attainment	Weighted product	Tel II	PO Attainment	Weighted product	San II	PO Attainment	Weighted product	Weighted Sum of Pos	Sum of Weighted product	Sum of Weighted product/Weighte
PO1	2.25	0.69	1.553	1.4	0.79	1.1102	2.4	0.93	2.23	2.3	0.6	1.38	2.3	0.91	2.09	2.5	1	2.5	13.15	10.8632	0.8261
PO2	2.5	0.69	1.725	1.8	0.79	1.4274	2.2	0.93	2.04	2.3	0.6	1.38	2.3	0.91	2.09	2.3	1	2.3	13.4	10.9624	0.81809
PO3	2	0.69	1.38	1.4	0.79	1.1102	2.4	0.93	2.23	2.1	0.6	1.26	2.1	0.91	1.91	2.5	1	2.5	12.5	10.3902	0.83122
PO4	1.75	0.69	1.208	1.6	0.79	1.2688	2.8	0.93	2.6	2.1	0.6	1.26	2.1	0.91	1.91	2	1	2	12.35	10.2468	0.8297
PO5	2.7	0.69	1.863	2	0.79	1.586	2.8	0.93	2.6	2.3	0.6	1.38	2.3	0.91	2.09	2.3	1	2.3	14.4	11.819	0.82076
PO6	1.75	0.69	1.208	2	0.79	1.586	2.8	0.93	2.6	2.3	0.6	1.38	2.3	0.91	2.09	2	1	2	13.15	10.864	0.82616

B.Sc CBHC SEM-I MSA(IA) Assessment Attainment

POs	CHE-I	PO Attainment	Weighted product	BOT-I	PO Attainment	Weighted product	HORT I-I	PO Attainment	Weighted product	Eng I	PO Attainment	Weighted product	Tel I	PO Attainment	Weighted product	San I	PO Attainment	Weighted product	Weighted Sum of Pos	Sum of Weighted product	Sum of Weighted product/Weighte
PO1	1.66	1	1.66	1.4	1	1.4	2.4	1	2.4	2.6	1	2.6	2.6	1	2.6	2.75	1	2.75	13.41	13.41	1
PO2	2.33	1	2.33	1.8	1	1.8	2.4	1	2.4	2.5	1	2.5	2.2	1	2.2	1.25	1	1.25	12.48	12.48	1
PO3	2.66	1	2.66	1.6	1	1.6	2.4	1	2.4	2.5	1	2.5	1.8	1	1.8	1.5	1	1.5	12.46	12.46	1
PO4	0.66	1	0.66	2	1	2	2.4	1	2.4	2.5	1	2.5	2.8	1	2.8	2.5	1	2.5	12.86	12.86	1
PO5	2.66	1	2.66	2	1	2	2.4	1	2.4	2.3	1	2.3	3	1	3	1	1	1	13.36	13.36	1
PO6	2.66	1	2.66	2	1	2	2.4	1	2.4	2.6	1	2.6	3	1	3	2	1	2	14.66	14.66	1

B.Sc CBHC SEM-I CCAA Assessment Attainment

POs	CHE-I	PO Attainment	Weighted product	BOT-I	PO Attainment	Weighted product	HORT I-I	PO Attainment	Weighted product	Eng I	PO Attainment	Weighted product	Tel I	PO Attainment	Weighted product	San I	PO Attainment	Weighted product	Weighted Sum of Pos	Sum of Weighed product	Sum of Weighed product/Weighte
PO1	1.66	1	1.66	1.4	1	1.4	2.4	1	2.4	2.6	1	2.6	2.6	0.95	2.47	2.75	1	2.75	13.41	13.28	0.99031
PO2	2.33	1	2.33	1.8	1	1.8	2.4	1	2.4	2.5	1	2.5	2.2	0.95	2.09	1.25	1	1.25	12.48	12.37	0.99119
PO3	2.66	1	2.66	1.6	1	1.6	2.4	1	2.4	2.5	1	2.5	1.8	0.95	1.71	1.5	1	1.5	12.46	12.37	0.99278
PO4	0.66	1	0.66	2	1	2	2.4	1	2.4	2.5	1	2.5	2.8	0.95	2.66	2.5	1	2.5	12.86	12.72	0.98911
PO5	2.66	1	2.66	2	1	2	2.4	1	2.4	2.3	1	2.3	3	0.95	2.85	1	1	1	13.36	13.21	0.98877
PO6	2.66	1	2.66	2	1	2	2.4	1	2.4	2.6	1	2.6	3	0.95	2.85	2	1	2	14.66	14.51	0.98977

B.Sc CBHC SEM-I FA Assessment Attainment

POs	CHE-I	PO Attainment	Weighted product	BOT-I	PO Attainment	Weighted product	HORT I-I	PO Attainment	Weighted product	Eng I	PO Attainment	Weighted product	Tel I	PO Attainment	Weighted product	San I	PO Attainment	Weighted product	Weighted Sum of Pos	Sum of Weighed product	Sum of Weighed product/Weighte
PO1	1.66	0.379	0.629	1.4	0.97	1.351	2.4	0.93	2.23	2.6	0.9	2.34	2.6	0.95	2.47	2.75	1	2.75	13.41	11.77	0.8777
PO2	2.33	0.379	0.883	1.8	0.97	1.737	2.4	0.93	2.23	2.5	0.9	2.25	2.5	0.95	2.37	1.25	1	1.25	12.78	10.72	0.83881
PO3	2.66	0.379	1.008	1.6	0.97	1.544	2.4	0.93	2.23	2.5	0.9	2.25	2.5	0.95	2.37	1.5	1	1.5	13.16	10.902	0.82842
PO4	0.66	0.379	0.25	2	0.97	1.93	2.4	0.93	2.23	2.5	0.9	2.25	2.5	0.95	2.37	2.5	1	2.5	12.56	11.53	0.91799
PO5	2.66	0.379	1.008	2	0.97	1.93	2.4	0.93	2.23	2.3	0.9	2.07	2.3	0.95	2.18	1	1	1	12.66	10.418	0.82291
PO6	2.66	0.379	1.008	2	0.97	1.93	2.4	0.93	2.23	2.6	0.9	2.34	2.6	0.95	2.47	2	1	2	14.26	11.978	0.83997

B.Sc CBZ EM CCAA final Co-Po Attainment

Sum of Weighed product/ Weighted Sum of Pos I Semester	Sum of Weighed product/ Weighted Sum of Pos II Semester	Sum of Weighed product/ Weighted Sum of Pos III Semester	Sum of Weighed product/ Weighted Sum of Pos IV Semester	Sum of Weighed product/ Weighted Sum of Pos V Semester	Average of Pos Attained	% of Attainment
0.9903	1	1	0.99251	1	0.99656	99.65
0.99118	1	1	0.99319	1	0.99687	99.68
0.99277	1	1	0.99077	1	0.9967	99.67
0.98911	1	1	0.99288	1	0.99639	99.63
0.98877	1	1	0.99155	1	0.99606	99.6
0.98976	1	1	0.99188	1	0.99632	99.63

B.Sc CBZ EM MSA final Co-Po Attainment


Sum of Weighed product/ Weighted Sum of Pos I Semester	Sum of Weighed product/ Weighted Sum of Pos II Semester	Sum of Weighed product/ Weighted Sum of Pos III Semester	Sum of Weighed product/ Weighted Sum of Pos IV Semester	Sum of Weighed product/ Weighted Sum of Pos V Semester	Average of Pos Attained	% of Attainment
1	0.95296	0.96108	0.96479	1	0.97576	97.57
1	0.948	0.95389	0.96	1	0.97237	97.23
1	0.94635	0.95586	0.96385	1	0.97321	97.32
1	0.95307	0.96098	0.97023	1	0.97685	97.68
1	0.94413	0.95972	0.96211	1	0.97319	97.31
1	0.96086	0.96235	0.9724	1	0.97912	97.91

B.Sc CBZ EM FA final Co-Po Attainment

Sum of Weighed product/ Weighted Sum of Pos I Semester	Sum of Weighed product/ Weighted Sum of Pos II Semester	Sum of Weighed product/ Weighted Sum of Pos III Semester	Sum of Weighed product/ Weighted Sum of Pos IV Semester	Sum of Weighed product/ Weighted Sum of Pos V Semester	Average of Pos Attained	% of Attainment
0.8777	0.82609	0.8637	0.91296	0.96957	0.89004	89
0.83881	0.81808	0.85936	0.91251	0.95597	0.87694	87.69
0.82841	0.83121	0.86132	0.91231	0.95519	0.87768	87.76
0.91799	0.8297	0.86818	0.91379	0.9814	0.90221	90.22
0.822906	0.82076	0.85571	0.9123	0.97143	0.876621	87.66
0.839971	0.82615	0.86301	0.91491	0.97314	0.883436	88.34


Lecturer
Department of Botany
Incharge in Botany
F.D. Govt. Degree College for Women
KAKINADA




Principal
PRINCIPAL
A.S.D. GOVT. DEGREE COLLEGE (W)
AUTONOMOUS
KAKINADA

A.S.D. Government Degree College for Women (Autonomous)

Kakinada

(Accredited by NAAC With "B" Grade in cycle 3)

(Affiliated to Adikavi Nannaya University, Rajamahendravaram)



2021-22 ADMITTED BATCH CO-POS ATTAINMENTS

ATTAINMENTS FOR B.SC. (CBZ)

2023-24

ASD GOVERNMENT DEGREE COLLEGE (W) (A), KAKINADA
Department of English
Mapping Course Outcomes 2021-22 admitted batch with Programme Outcomes

SEM-I: A COURSE IN COMMUNICATION AND SOFT SKILLS
(B.A. /B. Com./B. Sc.)

Course Outcomes:

- Recognise the importance of Communication in English (CO1)
- Relate English language communication in day-to-day situations, academics and professions. (CO2)
- Summarise the uses of Soft Skills in professional and daily life. (CO3)
- Use English receptive and productive skills (CO3)
- Use grammar effectively in writing and speaking (CO3)
- Use the tools of communication skills confidently. (CO3)
- Correlate apt vocabulary in written and speech compositions. (CO4)
- Relate English communication to real-life situations. (CO5)
- Design personal/institutional SWOT analysis. (CO6)

Bachelor of Arts (B. A.):

PO1: Critical Thinking: Take informed actions after identifying the assumptions that frame our thinking and actions, checking out the degree to which these assumptions are accurate and valid, and looking at our ideas and decisions (intellectual, organizational, and personal) from different perspectives

PO2: Effective Communication: Speak, read, write and listen clearly in person and through electronic media in English and in one Indian language, and make meaning of the world by connecting people, ideas, books, media and technology.

PO3: Social Interaction: Elicit views of others, mediate disagreements and help reach conclusions in group settings.

PO4: Effective Citizenship: Demonstrate empathetic social concern and equity centered national development, and the ability to act with an informed awareness of issues and participate in civic life through volunteering.

PO5: Ethics: Recognize different value systems including your own, understand the moral dimensions of your decisions, and accept responsibility for them.

PO6: Environment and Sustainability: Understand the issues of environmental contexts and sustainable development.

PO7: Self-directed and Life-long Learning: Acquire the ability to engage in independent and life-long learning in the broadest context socio-technological changes.

	PO1	PO2	PO3	PO4	PO5	PO6	PO7
CO1	2	2	2	3	2	2	2
CO2	2	3	2	3	2	2	3
CO3	2	3	3	3	2	2	2
CO4	3	3	2	2	3	2	3
CO5	3	3	3	3	2	2	2
CO6	2	2	3	2	3	2	3
Average	2.3	2.6	2.5	2.6	2.3	2	2.5

Bachelor of Commerce (B. Com: General, Vocational):

PO1: To provide conceptual knowledge and application skills in the domain of commerce studies

PO2: To sharpen students' analytical and decision-making skills

PO3: To provide a good foundation to students who plan to pursue professional courses like CA, ICWA, ICFA and MBA

PO4: To develop entrepreneurship and managerial skills in students so as to enable them to establish and manage their business establishments effectively.

PO5: To facilitate students with skills and abilities to become competent and competitive to be assured of good career and job placements.

	PO1	PO2	PO3	PO4	PO5
CO1	1	1	2	2	2
CO2	2	2	2	3	2
CO3	2	3	2	3	3
CO4	2	2	3	2	2
CO5	2	3	2	3	3
CO6	2	3	2	2	3
Average	1.8	2.3	2.1	2.5	2.5

Bachelor of Science (B.Sc.):

PO1: Effective Communication: To communicate Scientific idea and attract more opportunities and also to enhance problem solving, Negotiation skills and productivity skills.

PO2: Effective Citizenship: To develop individual behavior and influence Society and social structure, work with a sense of responsibility towards social awareness, follow the Ethical standards in the society and to demonstrate and discuss the ethical conduct in scientific activities.

PO3: Environment & Sustainability: To understand the impact of science in social and environmental contexts and to apply the knowledge gain for attaining sustainable Development.

PO4: Critical Thinking: To interpret Evaluate and analyze the facts while solving problems and making decisions.

PO5: Higher Progression: To apply knowledge and skills acquired in progressing towards higher education.

PO6: Employability Skills: To Create potential work force by imparting the skill based Education required to achieve Employment.

	PO1	PO2	PO3	PO4	PO5	PO6
CO1	2	3	2	3	2	3
CO2	3	2	3	3	2	3
CO3	2	2	3	2	2	2
CO4	3	3	2	2	2	3
CO5	3	2	2	3	3	2
CO6	3	3	3	2	3	3
Average	2.6	2.5	2.5	2.5	2.3	2.6

SEM-II: A COURSE IN READING AND WRITING SKILLS

(B.A. /B. Com./B. Sc.)

- Recognise the importance of Reading Skills (CO1)
- Compare and contrast different types of reading skills (CO2)
- Comprehend different texts ranging from fictitious inputs to authentic materials. (CO2)
- Paraphrase or summarise the lectures or written composition. (CO3)
- Use reading skills effectively (CO4)
- Use good writing strategies (CO4)
- Interpret different types of texts (CO4)
- Analyse what is being read (CO4)
- Build up a repository of active vocabulary and relate them to meet the purposes (CO4)
- Design constructive writing scripts based on needs (CO5)
- Develop varieties of writing compositions according to academic/social/professional needs (CO6)

Bachelor of Arts (B. A.):

	PO1	PO2	PO3	PO4	PO5	PO6	PO7
CO1	2	2	3	3	3	2	3
CO2	3	1	2	2	1	2	3
CO3	3	2	3	3	3	2	2
CO4	2	3	2	3	2	3	1
CO5	3	3	1	2	3	3	2
CO6	3	3	2	2	2	3	1
Average	2.6	2.3	2.1	2.5	2.3	2.5	2.6

Bachelor of Commerce (B. Com: General, Vocational):

	PO1	PO2	PO3	PO4	PO5
CO1	3	2	2	2	2
CO2	1	2	2	2	2
CO3	3	3	3	1	3
CO4	2	1	3	2	1
CO5	3	2	2	2	3
CO6	2	3	3	2	2
Average	2.3	2.1	2.3	1.83	2.1

Bachelor of Science (B.Sc.):

	PO1	PO2	PO3	PO4	PO5	PO6
CO1	2	2	2	2	2	3
CO2	3	2	3	1	2	1
CO3	3	3	2	2	2	2
CO4	2	3	1	3	3	3
CO5	2	3	3	2	2	2
CO6	2	2	2	3	3	3
	2.3	2.3	2.1	2.1	2.3	2.3

SEM-III: A COURSE IN CONVERSATIONAL SKILLS

(B.A. /B. Com./B. Sc.)

- Identify the strategies to improve conversant skills. (CO1)
- Understand the use of English in social interactions. (CO2)
- Understand how to make effective speeches/give constructive responses in interviews. (CO2)
- Apply conversational skills in academic/social/professional contexts in the form of interactions and interviews. (CO3)
- Use language skills accurately and fluently (CO3)
- Develop and demonstrate critical thinking skills and professional discourse (CO4)
- Compose various conversational skills and their usage in real-life situations. (CO5)
- Relate the given textual inputs to real-life situations (CO6)

Bachelor of Arts (B. A.):

	PO1	PO2	PO3	PO4	PO5	PO6	PO7
CO1	3	2	3	2	2	2	2
CO2	1	3	1	2	2	3	2
CO3	2	2	3	3	1	2	3
CO4	3	1	2	1	3	3	2
CO5	3	3	1	3	2	3	3
CO6	2	2	2	2	3	2	3
Average	2.3	2.1	1.8	2.1	2.1	2.5	2.5

Bachelor of Commerce (B. Com: General, Vocational):

	PO1	PO2	PO3	PO4	PO5
CO1	2	2	2	1	2
CO2	2	2	3	2	3
CO3	2	3	2	3	3
CO4	3	3	3	3	3
CO5	3	3	2	3	3
CO6	3	3	3	2	2
Average	2.5	2.6	2.5	2.3	2.6

Bachelor of Science (B.Sc.):

	PO1	PO2	PO3	PO4	PO5	PO6
CO1	3	2	1	2	2	2
CO2	3	2	2	2	2	2
CO3	2	2	3	2	3	3
CO4	3	3	2	3	2	2
CO5	3	2	3	3	3	2
CO6	2	2	3	2	3	3
Average	2.6	2.1	2.3	2.3	2.5	2.3

Attainment Level of English - Semester I:

Courses	No. of Students attended	No. of Students Attained			CO_DA CCAA	CO_IA MSA	CO_FA FA
		CCAA(2)	MSA(3)	FA(4)			
	(1)	CCAA(2)	MSA(3)	FA(4)	2/1	3/1	4/1
B.COM C.A	36	36	36	32	1	1	0.8
B.COM EM1	60	60	59	57	1	0.9	0.9
B.COM EM2	45	45	45	41	1	1	0.9
CBHC	29	29	29	28	1	1	0.9
CBMB	23	23	23	20	1	1	0.8
CBZ -EM	57	57	54	55	1	0.9	0.9
CZAqt	27	27	27	27	1	1	1
HEP EM	56	56	52	50	1	0.9	0.8
H.Sc	30	30	30	28	1	1	0.9
MPC E.M	51	51	49	50	1	0.9	0.9
MPCs	60	60	58	59	1	0.9	0.9
IHP	11	11	10	09	1	0.9	0.6

Attainment Level of English - Semester II:

Courses	No. of Students attended	No. of Students Attained			CO_DA CCAA	CO_IA MSA	CO_FA FA
		CCAA(2)	MSA(3)	FA(4)			
	(1)	CCAA(2)	MSA(3)	FA(4)	2/1	3/1	4/1
B.COM C.A	33	33	33	33	1	1	1
B.COM EM1	54	54	50	48	1	0.9	0.8
B.COM EM2	40	40	40	38	1	1	0.9
CBHC	29	29	29	19	1	1	0.6
CBMB	20	20	20	17	1	1	0.8
CBZ -EM	51	51	46	44	1	0.9	0.8
CZAqt	26	26	26	24	1	1	0.9
HEP EM	50	50	46	40	1	0.9	0.8
H.Sc	25	25	25	22	1	1	0.8
MPC E.M	42	42	40	37	1	0.9	0.8
MPCs	56	56	54	55	1	0.9	0.9
IHP	9	9	8	6	1	0.8	0.6

Attainment Level of English - Semester III:

Courses	No. of Students attended	No. of Students Attained			CO_DA CCAA	CO_IA MSA	CO_FA FA
		CCAA(2)	MSA(3)	FA(4)			
	(1)	CCAA(2)	MSA(3)	FA(4)	2/1	3/1	4/1
B.COM C.A	33	33	33	33	1	1	1
B.COM EM1	51	51	50	50	1	0.9	0.9
B.COM EM2	40	40	40	39	1	1	0.9
CBHC	26	26	26	26	1	1	1
CBMB	17	17	17	17	1	1	1
CBZ -EM	47	47	47	45	1	1	0.9
CZAqt	26	26	26	26	1	1	1
HEP EM	48	48	48	45	1	1	0.9
H.Sc	23	23	23	22	1	1	0.9
MPC E.M	39	39	39	38	1	1	0.9
MPCs	55	55	55	54	1	1	0.9
THP	7	7	6	6	1	0.8	0.8

B.Sc CBHC SEM-I,II & III CCAA Assessment Attainment

PO's	ENG SEM I Paper I	PO Attainment	Weighted product	ENG SEM II Paper-II	PO Attainment	Weighted product	ENG SEM III Paper-III	PO Attainment	Weighted product
PO1	2.6	1	2.6	2.3	1	2.3	2.6	1	2.6
PO2	2.5	1	2.5	2.3	1	2.3	2.1	1	2.1
PO3	2.5	1	2.5	2.1	1	2.1	2.3	1	2.3
PO4	2.5	1	2.5	2.1	1	2.1	2.3	1	2.3
PO5	2.3	1	2.3	2.3	1	2.3	2.5	1	2.5
PO6	2.6	1	2.6	2.3	1	2.3	2.3	1	2.3

B.Sc CBHC SEM I,II& III MSA(IA) Attainment

PO's	ENG SEM I Paper I	PO Attainment	Weighted product	ENG SEM II Paper-II	PO Attainment	Weighted product	ENG SEM III Paper-III	PO Attainment	Weighted product
PO1	2.6	1	2.6	2.3	1	2.3	2.6	1	2.6
PO2	2.5	1	2.5	2.3	1	2.3	2.1	1	2.1
PO3	2.5	1	2.5	2.1	1	2.1	2.3	1	2.3
PO4	2.5	1	2.5	2.1	1	2.1	2.3	1	2.3
PO5	2.3	1	2.3	2.3	1	2.3	2.5	1	2.5
PO6	2.6	1	2.6	2.3	1	2.3	2.3	1	2.3

B.Sc CBHC SEM I, II & III FA Attainment

PO's	ENG SEM I Paper I	PO Attainment	Weighted product	ENG SEM II Paper-II	PO Attainment	Weighted product	ENG SEM III Paper-III	PO Attainment	Weighted product
PO1	2.6	0.9	2.8	2.3	0.6	3.8	2.6	1	2.6
PO2	2.5	0.9	2.7	2.3	0.6	3.8	2.1	1	2.1
PO3	2.5	0.9	2.7	2.1	0.6	3.5	2.3	1	2.3
PO4	2.5	0.9	2.7	2.1	0.6	3.5	2.3	1	2.3
PO5	2.3	0.9	2.5	2.3	0.6	3.8	2.5	1	2.5
PO6	2.6	0.9	2.8	2.3	0.6	3.8	2.3	1	2.3

B.Sc CBMB SEM- I,II & III CCAA Assessment Attainment

PO's	ENG SEM I Paper I	PO Attainment	Weighted product	ENG SEM II Paper-II	PO Attainment	Weighted product	ENG SEM III Paper-III	PO Attainment	Weighted product
PO1	2.6	1	2.6	2.3	1	2.3	2.6	1	2.6
PO2	2.5	1	2.5	2.3	1	2.3	2.1	1	2.1
PO3	2.5	1	2.5	2.1	1	2.1	2.3	1	2.3
PO4	2.5	1	2.5	2.1	1	2.1	2.3	1	2.3
PO5	2.3	1	2.3	2.3	1	2.3	2.5	1	2.5
PO6	2.6	1	2.6	2.3	1	2.3	2.3	1	2.3

B.Sc CBMB SEM I,II& III MSA(IA) Attainment

PO's	ENG SEM I Paper I	PO Attainment	Weighted product	ENG SEM II Paper-II	PO Attainment	Weighted product	ENG SEM III Paper-III	PO Attainment	Weighted product
PO1	2.6	1	2.6	2.3	1	2.3	2.6	1	2.6
PO2	2.5	1	2.5	2.3	1	2.3	2.1	1	2.1
PO3	2.5	1	2.5	2.1	1	2.1	2.3	1	2.3
PO4	2.5	1	2.5	2.1	1	2.1	2.3	1	2.3
PO5	2.3	1	2.3	2.3	1	2.3	2.5	1	2.5
PO6	2.6	1	2.6	2.3	1	2.3	2.3	1	2.3

B.Sc CBMB SEM I, II & III FA Attainment

PO's	ENG SEM I Paper I	PO Attainment	Weighted product	ENG SEM II Paper-II	PO Attainment	Weighted product	ENG SEM III Paper-III	PO Attainment	Weighted product
PO1	2.6	0.8	3.2	2.3	0.8	2.8	2.6	1	2.6
PO2	2.5	0.8	3.1	2.3	0.8	2.8	2.1	1	2.1
PO3	2.5	0.8	3.1	2.1	0.8	2.6	2.3	1	2.3
PO4	2.5	0.8	3.1	2.1	0.8	2.6	2.3	1	2.3
PO5	2.3	0.8	2.8	2.3	0.8	2.8	2.5	1	2.5
PO6	2.6	0.8	3.2	2.3	0.8	2.8	2.3	1	2.3

B.Sc CBZ E.M SEM- I,II & III CCA Assessment Attainment

PO's	ENG SEM I Paper I	PO Attainment	Weighted product	ENG SEM II Paper-II	PO Attainment	Weighted product	ENG SEM III Paper-III	PO Attainment	Weighted product
PO1	2.6	1	2.6	2.3	1	2.3	2.6	1	2.6
PO2	2.5	1	2.5	2.3	1	2.3	2.1	1	2.1
PO3	2.5	1	2.5	2.1	1	2.1	2.3	1	2.3
PO4	2.5	1	2.5	2.1	1	2.1	2.3	1	2.3
PO5	2.3	1	2.3	2.3	1	2.3	2.5	1	2.5
PO6	2.6	1	2.6	2.3	1	2.3	2.3	1	2.3

B.Sc CBZ E.M SEM I,II& III MSA(IA) Attainment

PO's	ENG SEM I Paper I	PO Attainment	Weighted product	ENG SEM II Paper-II	PO Attainment	Weighted product	ENG SEM III Paper-III	PO Attainment	Weighted product
PO1	2.6	0.9	2.8	2.3	0.9	2.5	2.6	1	2.6
PO2	2.5	0.9	2.7	2.3	0.9	2.5	2.1	1	2.1
PO3	2.5	0.9	2.7	2.1	0.9	2.3	2.3	1	2.3
PO4	2.5	0.9	2.7	2.1	0.9	2.3	2.3	1	2.3
PO5	2.3	0.9	2.5	2.3	0.9	2.5	2.5	1	2.5
PO6	2.6	0.9	2.8	2.3	0.9	2.5	2.3	1	2.3

B.Sc CBZ E.M SEM I, II & III FA Attainment

PO's	ENG SEM I Paper I	PO Attainment	Weighted product	ENG SEM II Paper-II	PO Attainment	Weighted product	ENG SEM III Paper-III	PO Attainment	Weighted product
PO1	2.6	0.9	2.8	2.3	0.8	2.8	2.6	0.9	2.8
PO2	2.5	0.9	2.7	2.3	0.8	2.8	2.1	0.9	2.3
PO3	2.5	0.9	2.7	2.1	0.8	2.6	2.3	0.9	2.5
PO4	2.5	0.9	2.7	2.1	0.8	2.6	2.3	0.9	2.5
PO5	2.3	0.9	2.5	2.3	0.8	2.8	2.5	0.9	2.7
PO6	2.6	0.9	2.8	2.3	0.8	2.8	2.3	0.9	2.5

B.Sc CZAQt SEM- I, II & III CCAA Assessment Attainment

PO's	ENG SEM I Paper I	PO Attainment	Weighted product	ENG SEM II Paper-II	PO Attainment	Weighted product	ENG SEM III Paper-III	PO Attainment	Weighted product
PO1	2.6	1	2.6	2.3	1	2.3	2.6	1	2.6
PO2	2.5	1	2.5	2.3	1	2.3	2.1	1	2.1
PO3	2.5	1	2.5	2.1	1	2.1	2.3	1	2.3
PO4	2.5	1	2.5	2.1	1	2.1	2.3	1	2.3
PO5	2.3	1	2.3	2.3	1	2.3	2.5	1	2.5
PO6	2.6	1	2.6	2.3	1	2.3	2.3	1	2.3

B.Sc CZAQt SEM I, II & III MSA(IA) Attainment

PO's	ENG SEM I Paper I	PO Attainment	Weighted product	ENG SEM II Paper-II	PO Attainment	Weighted product	ENG SEM III Paper-III	PO Attainment	Weighted product
PO1	2.6	1	2.6	2.3	1	2.3	2.6	1	2.6
PO2	2.5	1	2.5	2.3	1	2.3	2.1	1	2.1
PO3	2.5	1	2.5	2.1	1	2.1	2.3	1	2.3
PO4	2.5	1	2.5	2.1	1	2.1	2.3	1	2.3
PO5	2.3	1	2.3	2.3	1	2.3	2.5	1	2.5
PO6	2.6	1	2.6	2.3	1	2.3	2.3	1	2.3

B.Sc CZAQt SEM I, II & III FA Attainment

PO's	ENG SEM I Paper I	PO Attainment	Weighted product	ENG SEM II Paper-II	PO Attainment	Weighted product	ENG SEM III Paper-III	PO Attainment	Weighted product
PO1	2.6	1	2.6	2.3	0.9	2.5	2.6	1	2.6
PO2	2.5	1	2.5	2.3	0.9	2.5	2.1	1	2.1
PO3	2.5	1	2.5	2.1	0.9	2.3	2.3	1	2.3
PO4	2.5	1	2.5	2.1	0.9	2.3	2.3	1	2.3
PO5	2.3	1	2.3	2.3	0.9	2.5	2.5	1	2.5
PO6	2.6	1	2.6	2.3	0.9	2.5	2.3	1	2.3

Signature



V. N. D.
PRINCIPAL
A.S.D. GOVT. DEGREE COLLEGE (W)
AUTONOMOUS
KAKINADA

ASD GOVERNMENT DEGREE COLLEGE (W) (A), KAKINADA
Department of Telugu-General Telugu- I Semester-Paper-I – Pracheena Telugu Kavitwam
Mapping Course Outcomes 2021-2022 with Programme Outcomes
Bachelor of Science (B.Sc.)

Course Outcomes:

- C.O. 1. Learn about ancient Telugu literature and the beauty of poetry.
- C.O. 2. Ithihas as a unique process in Telugu literature is social and political of the people learn about the conditions.
- C.O. 3 Students will learn about the Telugu culture, traditions and social life in the age of Prabandha period.
- C.O. 4. Students will learn to recognise the importance of the eligibilities of the Administrator.
- C.O.5. Students learn to nature of the Telugu poetry. Language ability and writing skills by studying the grammar of ancient poetry.

PO1: Effective Communication: To communicate Scientific idea and attract more opportunities and also to enhance problem solving, Negotiation skills and productivity skills.

PO2: Effective Citizenship: To develop individual behavior and influence Society and social structure, work with a sense of responsibility towards social awareness, follow the Ethical standards in the society and to demonstrate and discuss the ethical conduct in scientific activities.

PO3: Environment & Sustainability: To understand the impact of science in social and environmental contexts and to apply the knowledge gain for attaining sustainable Development.

PO4: Critical Thinking: To interpret Evaluate and analyze the facts while solving problems and making decisions.

PO5: Higher Progression: To apply knowledge and skills acquired in progressing towards higher education.

PO6: Employability Skills: To Create potential work force by imparting the skill based Education required to achieve Employment.

	PO1	PO2	PO3	PO4	PO5	PO6
CO1	3	3	1	2	3	3
CO2	3	2	3	3	3	3
CO3	2	2	3	3	3	3
CO4	3	3	1	3	3	3
CO5	2	1	1	3	3	3
Average	2.6	2.2	1.8	2.8	3	3

ASD GOVERNMENT DEGREE COLLEGE (W) (A), KAKINADA
Department of Telugu-General Telugu-II Semester-Paper-II- Aadhunika Telugu Sahityam
Mapping Course Outcomes 2021-2022 with Programme Outcomes
Bachelor of Science (B.Sc.)

Course Outcomes:

- C.O.1. The influence of English language on modern literature in Telugu and its uniqueness is recognized.
- C.O. 2. Students will get understanding of contemporary modern literary forms like text poetry, short story, novel, drama, criticism.
- C.O. 3. Students Gain knowledge about the objectives of Bhavakavita and Abhyudaya Kavita. The birth and necessity of existentialist movements are recognized.
- C.O. 4. Students Can gain social consciousness through literature. A theory can be reviewed by knowing the actual conditions and not by theories.
- C.O. 5. Students Get social, cultural and political awareness through modern Telugu fiction literature.

Programme Outcomes

PO1: Effective Communication: To communicate Scientific idea and attract more opportunities and also to enhance problem solving, Negotiation skills and productivity skills.

PO2: Effective Citizenship: To develop individual behavior and influence Society and social structure, work with a sense of responsibility towards social awareness, follow the Ethical standards in the society and to demonstrate and discuss the ethical conduct in scientific activities.

PO3: Environment & Sustainability: To understand the impact of science in social and environmental contexts and to apply the knowledge gain for attaining sustainable Development.

PO4: Critical Thinking: To interpret Evaluate and analyze the facts while solving problems and making decisions.

PO5: Higher Progression: To apply knowledge and skills acquired in progressing towards higher education.

PO6: Employability Skills: To Create potential work force by imparting the skill based Education required to achieve Employment.

	PO1	PO2	PO3	PO4	PO5	PO6
CO1	2	3	1	1	3	3
CO2	3	2	1	3	3	3
CO3	3	1	1	2	3	3
CO4	3	3	2	2	3	3
CO5	2	2	1	1	3	3
Average	2.8	2.2	1.2	1.8	3	3

ASD GOVERNMENT DEGREE COLLEGE (W) (A), KAKINADA
Department of Telugu-General Telugu-III Semester-Paper-III-Srujana Bharati
Mapping Course Outcomes 2021-2022 with Programme Outcomes
Bachelor of Science (B.Sc.)

Course Outcomes:

- CO1 The course enables the learners to develop creative writing skills and to use language skills.
- CO2 Writing skills can be expressed in a creative form, can take advantage of employment opportunities, acquire proficiency.
- CO3 The course also helps the learners to develop Communication skills, creative writing, translation, writing for Print and Electronic media.
- CO4 The course also helps the learners to develop creative writing in translation.
- CO5 Students Gain knowledge about the structure of Telugu language.

Programme Outcomes:

PO1: Effective Communication: To communicate Scientific idea and attract more opportunities and also to enhance problem solving, Negotiation skills and productivity skills.

PO2: Effective Citizenship: To develop individual behavior and influence Society and social structure, work with a sense of responsibility towards social awareness, follow the Ethical standards in the society and to demonstrate and discuss the ethical conduct in scientific activities.

PO3: Environment & Sustainability: To understand the impact of science in social and environmental contexts and to apply the knowledge gain for attaining sustainable Development.

PO4: Critical Thinking: To interpret Evaluate and analyze the facts while solving problems and making decisions.

PO5: Higher Progression: To apply knowledge and skills acquired in progressing towards higher education.

PO6: Employability Skills: To Create potential work force by imparting the skill based Education required to achieve Employment.

	PO1	PO2	PO3	PO4	PO5	PO6
CO1	2	1	1	1	3	3
CO2	3	1	1	1	3	3
CO3	3	1	1	2	3	3
CO4	3	1	1	2	2	3
CO5	3	1	1	1	3	3
Average	2.8	1	1	1.4	2.8	3

Department of Telugu
2021-22 General Telugu
(B.A. /B. Com./B. Sc.)

2020-21 General Telugu Attainment Level of Telugu - Semester I:

Courses	No. of Students attended	No. of Students Attained			CO_DA	CO_IA	CO_FA
		DA	IA	FA			
HEP	42	42	42	22	1	1	0.52
THP	08	08	08	08	1	1	1
B. Com (1)	47	46	47	31	0.96	1	0.66
B. Com (2)	38	38	38	26	1	1	0.68
CA	27	27	27	27	1	1	1
MPC	24	24	24	22	1	1	0.97
MPCS	23	23	23	22	1	1	0.96
CBZ	41	41	41	40	1	1	0.97
CZAqT	23	23	23	18	1	1	0.78
CBHC	22	21	22	21	0.95	1	0.95
CBMB	12	12	12	09	1	1	0.82
H. Sc	15	15	15	13	1	1	0.87
THP Spl	10	10	10	07	1	1	0.7

2021-22 General Telugu
(B.A. /B. Com./B. Sc.)

2021-22 General Telugu Attainment Level of Telugu - Semester II:

Courses	No. of Students attended	No. of Students Attained			CO_DA	CO_IA	CO_FA
		DA	IA	FA			
HEP	41	41	42	26	1	1	0.63
THP	06	06	06	05	1	1	0.83
B. Com (1)	47	47	47	40	1	1	0.85
B. Com (2)	31	31	31	27	1	1	0.87
CA	25	25	25	25	1	1	1
MPC	21	21	21	18	1	1	0.86
MPCS	22	22	22	22	1	1	1
CBZ	39	39	39	39	1	1	1
CZAqT	23	22	23	22	0.96	1	0.96
CBHC	22	22	22	20	1	1	0.91
CBMB	09	09	09	09	1	1	1
H. Sc	14	14	14	13	1	1	0.93
THP Spl	09	09	09	07	1	1	0.78

ASD GOVERNMENT DEGREE COLLEGE (W) (A), KAKINADA

**Department of Telugu
2021-22 General Telugu
(B.A. /B. Com./B. Sc.)**

2021-22 General Telugu Attainment Level of Telugu - Semester III:

Courses	No. of Students attended	No. of Students Attained			CO_DA	CO_IA	CO_FA
		DA	IA	FA			
HEP	42	42	42	39	1	1	0.95
THP	06	06	06	06	1	1	1
B. Com (1)	45	45	45	44	0.96	1	0.66
B. Com (2)	31	31	31	25	1	1	0.81
CA	25	25	25	25	1	1	1
MPC	16	16	16	15	1	1	0.93
MPCS	21	21	21	21	1	1	1
CBZ	34	34	34	34	1	1	1
CZAqT	21	21	21	20	1	1	0.95
CBHC	19	19	19	17	1	1	0.89
CBMB	07	07	07	07	1	1	1
H. Sc	14	14	14	14	1	1	1
THP Spl	07	07	07	06	1	1	0.86

B.Sc CBZ SEM-I,II & III CCAA Assessment Attainment

PO's	TEL SEM I Paper I	PO Attainment	Weighed product	TEL SEM II Paper-II	PO Attainment	Weighed product	TEL SEM III Paper-III	PO Attainment	Weighed product
PO1	2.6	1	2.6	2.8	1	2.8	2.8	1	2.8
PO2	2.2	1	2.2	2.2	1	2.2	1	1	1
PO3	1.8	1	1.8	1.2	1	1.2	1	1	1
PO4	2.8	1	2.8	1.8	1	1.8	1.4	1	1.4
PO5	3	1	3	3	1	3	2.8	1	2.8
PO6	3	1	3	3	1	3	3	1	3

B.Sc CBZ SEM I,II& III MSA(IA) Attainment

PO's	TEL SEM I Paper I	PO Attainment	Weighed product	TEL SEM II Paper-II	PO Attainment	Weighed product	TEL SEM III Paper-III	PO Attainment	Weighed product
PO1	2.6	1	2.6	2.8	1	2.8	2.8	1	2.8
PO2	2.2	1	2.2	2.2	1	2.2	1	1	1
PO3	1.8	1	1.8	1.2	1	1.2	1	1	1
PO4	2.8	1	2.8	1.8	1	1.8	1.4	1	1.4
PO5	3	1	3	3	1	3	2.8	1	2.8
PO6	3	1	3	3	1	3	3	1	3

B.Sc CBZ SEM I, II &III FA Attainment

PO's	TEL SEM I Paper I	PO Attainment	Weighed product	TEL SEM II Paper-II	PO Attainment	Weighed product	TEL SEM III Paper-III	PO Attainment	Weighed product
PO1	2.6	0.97	2.52	2.3	1	2.3	2.6	1	2.6
PO2	2.5	0.97	2.42	2.3	1	2.3	2.1	1	2.1
PO3	2.5	0.97	2.42	2.1	1	2.1	2.3	1	2.3
PO4	2.5	0.97	2.42	2.1	1	2.1	2.3	1	2.3
PO5	2.3	0.97	2.23	2.3	1	2.3	2.5	1	2.5
PO6	2.6	0.97	2.52	2.3	1	2.3	2.3	1	2.3

ASD GOVERNMENT DEGREE COLLEGE (W) (A), KAKINADA
Department of Hindi

SEM-I: - General Hindi- Prose, Short Stories Grammar & Letter writing

(B. Sc.) Attainment (2021-2022)

Bachelor of Science (B.Sc.):

	PO1	PO2	PO3	PO4	PO5	PO6
CO1	3	2	3	3	2	3
CO2	3	3	3	2	2	3
CO3	2	3	3	3	3	2
CO4	2	2	2	3	2	3
CO5	3	2	2	2	3	2
CO6	3	3	3	3	3	3
%	2.6	2.5	2.6	2.6	2.3	2.6

Attainment Level of Hindi - Semester I:

Cc	No. of Students attended	No. of Students Attained			CO_DA CCAA 2/1	CO_IA MSA 3/1	CO_FA 4/1
		DA	IA	FA			
HEP	07	07	07	05	1	1	0.71
THP	01	01	01	0	1	1	0
B. Com (G)	04	04	04	03	1	1	0.75
CA	01	01	01	01	1	1	1
MPC	01	01	01	01	1	1	1
MPCS	04	04	04	04	1	1	1
CBZ	03	02	02	02	0.66	0.66	0.66
CBMB	03	03	03	03	1	1	1
HSC	03	03	03	03	1	1	1

SEM-II: - General Hindi- Prose, Short Stories Grammar & Letter writing

(B.A. /B. Com./B. Sc.)

Bachelor of Science (B.Sc.):

	PO1	PO2	PO3	PO4	PO5	PO6
CO1	3	2	3	2	3	2
CO2	2	2	2	2	2	2
CO3	2	3	3	2	3	2
CO4	3	2	2	2	2	2
CO5	2	2	2	2	2	2
CO6	3	3	3	2	2	2
%	2.5	2.3	2.5	2	2.3	2

Attainment Level of Hindi - Semester II:

Cc	No. of Students attended	No. of Students Attained			CO_DA CCAA 2/1	CO_IA MSA 3/1	CO_FA 4/1
		DA	IA	FA			
HEP	06	06	06	05	1	1	0.83
THP	01	01	01	0	1	1	0
B. Com (G)	03	03	03	03	1	1	1
CA	01	01	01	01	1	1	1
MPC	01	01	01	01	1	1	1
MPCS	04	04	04	04	1	1	1
CBZ	02	0	0	0	0	0	0
CBMB	03	03	03	03	1	1	1
HSC	03	03	03	03	1	1	1

SEM-III: Old and Modern Poetry & a History of Hindi Literature (B.A. /B. Com./B. Sc.)**Bachelor of Science (B.Sc.):**

	PO1	PO2	PO3	PO4	PO5	PO6
CO1	3	2	3	3	2	2
CO2	2	2	3	1	2	2
CO3	2	2	3	3	1	2
CO4	3	2	2	2	2	2
CO5	2	2	2	3	2	2
CO6	2	2	3	2	1	2
%	2.3	2	2.6	2.3	1.6	2

Attainment Level of Hindi - Semester III:

Cc	No. of Students attended	No. of Students Attained			CO_DA CCAA 2/1	CO_IA MSA 3/1	CO_FA 4/1
		DA	IA	FA			
HEP	06	06	06	05	1	1	0.83
THP	01	01	01	0	1	1	0
B. Com (G)	03	03	03	03	1	1	1
CA	01	01	01	01	1	1	1
MPC	01	01	01	01	1	1	1
MPCS	04	04	04	04	1	1	1
CBZ	02	0	0	0	0	0	0
CBMB	03	03	03	03	1	1	1
HSC	03	03	03	03	1	1	1

B.Sc MPC SEM- I,II & III CCAA Assessment Attainment

PO's	HIN SEM I Paper I	PO Attainment	Weighted product	HIN SEM II Paper-II	PO Attainment	Weighted product	HIN SEM III Paper-III	PO Attainment	Weighted product
PO1	2.6	1	2.6	2.5	1	2.5	2.3	1	2.3
PO2	2.5	1	2.5	2.3	1	2.3	2	1	2
PO3	2.6	1	2.6	2.5	1	2.5	2.6	1	2.6
PO4	2.6	1	2.6	2	1	2	2.3	1	2.3
PO5	2.3	1	2.3	2.3	1	2.3	1.6	1	1.6
PO6	2.6	1	2.6	2	1	2	2	1	2

B.Sc MPC SEM- I,II & III MSA Assessment Attainment

PO's	HIN SEM I Paper I	PO Attainment	Weighted product	HIN SEM II Paper-II	PO Attainment	Weighted product	HIN SEM III Paper-III	PO Attainment	Weighted product
PO1	2.6	1	2.6	2.5	1	2.5	2.3	1	2.3
PO2	2.5	1	2.5	2.3	1	2.3	2	1	2
PO3	2.6	1	2.6	2.5	1	2.5	2.6	1	2.6
PO4	2.6	1	2.6	2	1	2	2.3	1	2.3
PO5	2.3	1	2.3	2.3	1	2.3	1.6	1	1.6
PO6	2.6	1	2.6	2	1	2	2	1	2

B.Sc MPC SEM- I,II & III FA Assessment Attainment

PO's	HIN SEM I Paper I	PO Attainment	Weighted product	HIN SEM II Paper-II	PO Attainment	Weighted product	HIN SEM III Paper-III	PO Attainment	Weighted product
PO1	2.6	1	2.6	2.5	1	2.5	2.3	1	2.3
PO2	2.5	1	2.5	2.3	1	2.3	2	1	2
PO3	2.6	1	2.6	2.5	1	2.5	2.6	1	2.6
PO4	2.6	1	2.6	2	1	2	2.3	1	2.3
PO5	2.3	1	2.3	2.3	1	2.3	1.6	1	1.6
PO6	2.6	1	2.6	2	1	2	2	1	2

B.Sc MPCS SEM- I,II & III CCAA Assessment Attainment

PO's	HIN SEM I Paper I	PO Attainment	Weighted product	HIN SEM II Paper-II	PO Attainment	Weighted product	HIN SEM III Paper-III	PO Attainment	Weighted product
PO1	2.6	1	2.6	2.5	1	2.5	2.3	1	2.3
PO2	2.5	1	2.5	2.3	1	2.3	2	1	2
PO3	2.6	1	2.6	2.5	1	2.5	2.6	1	2.6
PO4	2.6	1	2.6	2	1	2	2.3	1	2.3
PO5	2.3	1	2.3	2.3	1	2.3	1.6	1	1.6
PO6	2.6	1	2.6	2	1	2	2	1	2

B.Sc MPCS SEM- I,II & III MSA Assessment Attainment

PO's	HIN SEM I Paper I	PO Attainment	Weighted product	HIN SEM II Paper-II	PO Attainment	Weighted product	HIN SEM III Paper-III	PO Attainment	Weighted product
PO1	2.6	1	2.6	2.5	1	2.5	2.3	1	2.3
PO2	2.5	1	2.5	2.3	1	2.3	2	1	2
PO3	2.6	1	2.6	2.5	1	2.5	2.6	1	2.6
PO4	2.6	1	2.6	2	1	2	2.3	1	2.3
PO5	2.3	1	2.3	2.3	1	2.3	1.6	1	1.6
PO6	2.6	1	2.6	2	1	2	2	1	2

B.Sc MPCS SEM- I,II & III FA Assessment Attainment

PO's	HIN SEM I Paper I	PO Attainment	Weighted product	HIN SEM II Paper-II	PO Attainment	Weighted product	HIN SEM III Paper-III	PO Attainment	Weighted product
PO1	2.6	1	2.6	2.5	1	2.5	2.3	1	2.3
PO2	2.5	1	2.5	2.3	1	2.3	2	1	2
PO3	2.6	1	2.6	2.5	1	2.5	2.6	1	2.6
PO4	2.6	1	2.6	2	1	2	2.3	1	2.3
PO5	2.3	1	2.3	2.3	1	2.3	1.6	1	1.6
PO6	2.6	1	2.6	2	1	2	2	1	2

B.Sc CBMB SEM- I,II & III CCAA Assessment Attainment

PO's	HIN SEM I Paper I	PO Attainment	Weighted product	HIN SEM II Paper-II	PO Attainment	Weighted product	HIN SEM III Paper-III	PO Attainment	Weighted product
PO1	2.6	1	2.6	2.5	1	2.5	2.3	1	2.3
PO2	2.5	1	2.5	2.3	1	2.3	2	1	2
PO3	2.6	1	2.6	2.5	1	2.5	2.6	1	2.6
PO4	2.6	1	2.6	2	1	2	2.3	1	2.3
PO5	2.3	1	2.3	2.3	1	2.3	1.6	1	1.6
PO6	2.6	1	2.6	2	1	2	2	1	2

B.Sc CBMB SEM- I,II & III MSA Assessment Attainment

PO's	HIN SEM I Paper I	PO Attainment	Weighted product	HIN SEM II Paper-II	PO Attainment	Weighted product	HIN SEM III Paper-III	PO Attainment	Weighted product
PO1	2.6	1	2.6	2.5	1	2.5	2.3	1	2.3
PO2	2.5	1	2.5	2.3	1	2.3	2	1	2
PO3	2.6	1	2.6	2.5	1	2.5	2.6	1	2.6
PO4	2.6	1	2.6	2	1	2	2.3	1	2.3
PO5	2.3	1	2.3	2.3	1	2.3	1.6	1	1.6
PO6	2.6	1	2.6	2	1	2	2	1	2

B.Sc CBMB SEM- I,II & III FA Assessment Attainment

PO's	HIN SEM I Paper I	PO Attainment	Weighted product	HIN SEM II Paper-II	PO Attainment	Weighted product	HIN SEM III Paper-III	PO Attainment	Weighted product
PO1	2.6	1	2.6	2.5	1	2.5	2.3	1	2.3
PO2	2.5	1	2.5	2.3	1	2.3	2	1	2
PO3	2.6	1	2.6	2.5	1	2.5	2.6	1	2.6
PO4	2.6	1	2.6	2	1	2	2.3	1	2.3
PO5	2.3	1	2.3	2.3	1	2.3	1.6	1	1.6
PO6	2.6	1	2.6	2	1	2	2	1	2

B.Sc H.Sc SEM- I,II & III CCAA Assessment Attainment

PO's	HIN SEM I Paper I	PO Attainment	Weighted product	HIN SEM II Paper-II	PO Attainment	Weighted product	HIN SEM III Paper-III	PO Attainment	Weighted product
PO1	2.6	1	2.6	2.5	1	2.5	2.3	1	2.3
PO2	2.5	1	2.5	2.3	1	2.3	2	1	2
PO3	2.6	1	2.6	2.5	1	2.5	2.6	1	2.6
PO4	2.6	1	2.6	2	1	2	2.3	1	2.3
PO5	2.3	1	2.3	2.3	1	2.3	1.6	1	1.6
PO6	2.6	1	2.6	2	1	2	2	1	2

B.Sc H.Sc SEM- I,II & III MSA Assessment Attainment

PO's	HIN SEM I Paper I	PO Attainment	Weighted product	HIN SEM II Paper-II	PO Attainment	Weighted product	HIN SEM III Paper-III	PO Attainment	Weighted product
PO1	2.6	1	2.6	2.5	1	2.5	2.3	1	2.3
PO2	2.5	1	2.5	2.3	1	2.3	2	1	2
PO3	2.6	1	2.6	2.5	1	2.5	2.6	1	2.6
PO4	2.6	1	2.6	2	1	2	2.3	1	2.3
PO5	2.3	1	2.3	2.3	1	2.3	1.6	1	1.6
PO6	2.6	1	2.6	2	1	2	2	1	2

B.Sc H.Sc SEM- I,II & III FA Assessment Attainment

PO's	HIN SEM I Paper I	PO Attainment	Weighted product	HIN SEM II Paper-II	PO Attainment	Weighted product	HIN SEM III Paper-III	PO Attainment	Weighted product
PO1	2.6	1	2.6	2.5	1	2.5	2.3	1	2.3
PO2	2.5	1	2.5	2.3	1	2.3	2	1	2
PO3	2.6	1	2.6	2.5	1	2.5	2.6	1	2.6
PO4	2.6	1	2.6	2	1	2	2.3	1	2.3
PO5	2.3	1	2.3	2.3	1	2.3	1.6	1	1.6
PO6	2.6	1	2.6	2	1	2	2	1	2

B. Sc C.B.Z SEM- I,II & III CCAA Assessment Attainment

PO's	HIN SEM I Paper I	PO Attainment	Weighted product	HIN SEM II Paper-II	PO Attainment	Weighted product	HIN SEM III Paper-III	PO Attainment	Weighted product
PO1	2.6	0.66	1.7	2.5	0	0	2.3	0	0
PO2	2.5	0.66	1.6	2.3	0	0	2	0	0
PO3	2.6	0.66	1.7	2.5	0	0	2.6	0	0
PO4	2.6	0.66	1.7	2	0	0	2.3	0	0
PO5	2.3	0.66	1.5	2.3	0	0	1.6	0	0
PO6	2.6	0.66	1.7	2	0	0	2	0	0

B.Sc C.B.Z SEM- I,II & III MSA Assessment Attainment

PO's	HIN SEM I Paper I	PO Attainment	Weighted product	HIN SEM II Paper-II	PO Attainment	Weighted product	HIN SEM III Paper-III	PO Attainment	Weighted product
PO1	2.6	0.66	1.7	2.5	0	0	2.3	0	0
PO2	2.5	0.66	1.6	2.3	0	0	2	0	0
PO3	2.6	0.66	1.7	2.5	0	0	2.6	0	0
PO4	2.6	0.66	1.7	2	0	0	2.3	0	0
PO5	2.3	0.66	1.5	2.3	0	0	1.6	0	0
PO6	2.6	0.66	1.7	2	0	0	2	0	0

B.Sc C.B.Z SEM- I,II & III FA Assessment Attainment

PO's	HIN SEM I Paper I	PO Attainment	Weighted product	HIN SEM II Paper-II	PO Attainment	Weighted product	HIN SEM III Paper-III	PO Attainment	Weighted product
PO1	2.6	0.66	1.7	2.5	0	0	2.3	0	0
PO2	2.5	0.66	1.6	2.3	0	0	2	0	0
PO3	2.6	0.66	1.7	2.5	0	0	2.6	0	0
PO4	2.6	0.66	1.7	2	0	0	2.3	0	0
PO5	2.3	0.66	1.5	2.3	0	0	1.6	0	0
PO6	2.6	0.66	1.7	2	0	0	2	0	0

ASD GOVERNMENT DEGREE COLLEGE (W) (A), KAKINADA
Department of Sanskrit
Mapping Course Outcomes 2021- 2022 with Programme Outcomes

I B.A. B. Com, B.Sc.

“PROSE, POETRY AND GRAMMAR”
2021-2022

COURSE OUTCOMES: SAN 20102

CO1: Origin & development of prose literature: a deep study of ancient Indian prose literature help to understand the noble heritage of Sanskrit literature

CO2: Create the interest to read & understand a lengthy paragraph in classical language.

CO3: Inculcation of Moral values through teaching of Sanskrit Poetry and Other Literature such as Subhashitas, Panchatantra Stories, etc.

CO4: To improve functional Communication skills in Sanskrit language

Bachelor of Science (B.Sc.):

PO1: Effective Communication: To communicate Scientific idea and attract more opportunities and also to enhance problem solving, Negotiation skills and productivity skills.

PO2: Effective Citizenship: To develop individual behavior and influence Society and social structure, work with a sense of responsibility towards social awareness, follow the Ethical standards in the society and to demonstrate and discuss the ethical conduct in scientific activities.

PO3: Environment & Sustainability: To understand the impact of science in social and environmental contexts and to apply the knowledge gain for attaining sustainable Development.

PO4: Critical Thinking: To interpret Evaluate and analyze the facts while solving problems and making decision

PO5: Higher Progression: To apply knowledge and skills acquired in progressing towards higher education.

PO6: Employability Skills: To Create potential work force by imparting the skill based Education required to achieve Employment.

	PO1	PO2	PO3	PO4	PO5	PO6
CO1	2	1	2	3	1	3
CO2	3	2	1	2	1	2
CO3	4	1	2	3	1	2
CO4	2	1	1	2	1	1
Average	2.75	1.25	1.5	2.5	1	2

SEM-I: Poetry,Prose&Grammar SAN 20102
(B. Sc.) Attainment (2021 -2022)

Bachelor of Science (B.Sc.):

Attainment Level of Sanskrit - Semester I

Cc	No. of Students attended	No. of Students Attained			CO_DA CCAA 2/1	CO_IA MSA 3/1	CO_FA 4/1
		DA	IA	FA			
THP	02	2	2	1	1	1	0.5
HEP	04	4	4	3	1	1	0.75
B. Com (.GM)	6	6	6	6	1	1	1
B. Com (E)	7	7	7	4	1	1	1
CA	8	8	8	8	1	1	1
MPC	24	24	24	23	1	1	0.95
MPCS	31	31	31	31	1	1	1
CBZ	10	10	10	10	1	1	1
C ZAQT	4	4	4	2	1	1	0.5
CBHT	7	7	7	7	1	1	1
CBMB	8	8	8	8	1	1	1
H. Sc	10	10	10	8	1	1	0.8

SEM II: SANSKRIT
I B.A. B. Com, B.Sc.
“PROSE ,POETRY AND GRAMMAR”

2021-2022

COURSE OUTCOMES: SAN 20202

CO1:Students acquire knowledge of Sanskrit grammar.

CO2:Drama of Bhasa, Kalidasa and general knowledge

of some famous Sanskrit Dramas.

CO3:To Estimate the moral/ethical values in Classical Sanskrit literature

CO4:To Appreciate the uses of Sanskrit language in modern World and apply the knowledge acquired to make basic conversation and basic writing in Sanskrit

	PO1	PO2	PO3	PO4	PO5	PO6
CO1	2	2	1	2	1	3
CO2	3	2	2	1	1	2
CO3	3	3	2	2	1	2
CO4	2	3	2	1	1	1
Average	2.5	2.5	1.75	1.5	1	2

SEM-II: Poetry ,prose Grammar SAN 20202
(B.A. /B. Com./B. Sc.)

Bachelor of Science (B.Sc.):

Attainment Level of Sanskrit - Semester II:

Cc	No. of Students attended	No. of Students Attained			CO_DA CCAA 2/1	CO_IA MSA 3/1	CO_FA 4/1
		DA	IA	FA			
THP	02	2	2	2	1	1	1
HEP	04	4	4	3	1	1	0.75
B. Com (.GM)	6	6	6	6	1	1	1
B. Com (E)	7	7	7	3	1	1	0.42
CA	8	8	8	8	1	1	1
MPC	22	22	22	22	1	1	1
MPCS	30	30	30	30	1	1	1
CBZ	10	10	10	10	1	1	1
C ZAQT	4	4	4	4	1	1	1
CBHT	7	7	7	7	1	1	1
CBMB	8	8	8	8	1	1	1
H. Sc	8	8	8	5	1	1	0.62

SEM III: SANSKRIT

II B.A. B. Com, B.Sc.

“DRMAUPAISHAD ,ALAMKARA ,HISTORY OF LITERATURE”

2021-2022

COURSE OUTCOMES: SAN 20302

CO1:Students gain knowledge of some special part of Sanskrit grammar displays.

CO2:Drama of Bhasa, Kalidasa and general knowledge of some famous Sanskrit Dramas.

CO3:Learners obtain knowledge of aesthetics and their parts such as Chhanda, Rasa, Alankar etc.

CO4:The Indian aspects of environmental ideas are introduced to the students with particular reference Kautiliya arthashastra & Vedic texts.

	PO1	PO2	PO3	PO4	PO5	PO6
CO1	2	2	1	2	1	3
CO2	3	2	2	1	1	2
CO3	1	3	2	2	1	2
CO4	2	3	2	1	1	1
Average	2	2.5	1.75	1.5	1	2

SEM III: SANSKRIT
II B.A. B. Com, B.Sc.
“DRMA, UPAISHAD, ALAMKARA, HISTORY OF LITERATURE”

2021-2022

COURSE OUTCOMES: SAN 20302

Bachelor of Science (B.Sc.):

Attainment Level of Sanskrit- Semester III:

Cc	No. of Students attended	No. of Students Attained			CO_DA CCAA 2/1	CO_IA MSA 3/1	CO_FA 4/1
		DA	IA	FA			
THP	1	1	1	0	1	1	0
HEP	04	4	4	3	1	1	0.75
B. Com (.GM)	6	6	6	6	1	1	1
B. Com (E)	7	7	7	6	1	1	0.85
CA	7	7	7	7	1	1	1
MPC	22	22	22	21	1	1	0.95
MPCS	30	30	30	30	1	1	1
CBZ	10	10	10	10	1	1	1
C ZAQT	4	4	4	4	1	1	1
CBHT	7	7	7	7	1	1	1
CBMB	8	8	8	8	1	1	1
H. Sc	6	6	6	6	1	1	1

B.Sc MPCS SEM- I,II & III CCAA Assessment Attainment

PO's	SAN Paper I	PO Attainment	Weighted product	SAN SEM II Paper-II	PO Attainment	Weighted product	SAN SEM III Paper-III	PO Attainment	Weighted product
PO1	2.75	1	2.75	2.5	1	2.5	2	1	2
PO2	1.25	1	1.25	2.5	1	2.5	2.5	1	2.5
PO3	1.5	1	1.5	1.75	1	1.75	1.75	1	1.75
PO4	2.5	1	2.5	1.5	1	1.5	1.5	1	1.5
PO5	1	1	1	1	1	1	1	1	1
PO6	2	1	2	2	1	2	2	1	2

B.Sc MPCS SEM- I,II & III MSA Assessment Attainment

PO's	SAN SEM I Paper I	PO Attainment	Weighted product	SAN SEM II Paper-II	PO Attainment	Weighted product	SAN SEM III Paper-III	PO Attainment	Weighted product
PO1	2.75	1	2.75	2.5	1	2.5	2	1	2
PO2	1.25	1	1.25	2.5	1	2.5	2.5	1	2.5
PO3	1.5	1	1.5	1.75	1	1.75	1.75	1	1.75
PO4	2.5	1	2.5	1.5	1	1.5	1.5	1	1.5
PO5	1	1	1	1	1	1	1	1	1
PO6	2	1	2	2	1	2	2	1	2

B.Sc MPCS SEM- I,II & III FA Assessment Attainment

PO's	SAN SEM I Paper I	PO Attainment	Weighted product	SAN SEM II Paper-II	PO Attainment	Weighted product	SAN SEM III Paper-III	PO Attainment	Weighted product
PO1	2.75	1	2.75	2.5	1	2.5	2	1	2
PO2	1.25	1	1.25	2.3	1	2.3	2.5	1	2.5
PO3	1.5	1	1.5	2.5	1	2.5	1.75	1	1.75
PO4	2.5	1	2.5	2	1	2	1.5	1	1.5
PO5	1	1	1	2.3	1	2.3	1	1	1
PO6	2	1	2	2	1	2	2	1	2

B.Sc MPC SEM-I,II & III CCAA Assessment Attainment

PO's	SAN Paper I	PO Attainment	Weighted product	SAN SEM II Paper-II	PO Attainment	Weighted product	SAN SEM III Paper-III	PO Attainment	Weighted product
PO1	2.75	1	2.75	2.5	1	2.5	2	1	2
PO2	1.25	1	1.25	2.5	1	2.5	2.5	1	2.5
PO3	1.5	1	1.5	1.75	1	1.75	1.75	1	1.75
PO4	2.5	1	2.5	1.5	1	1.5	1.5	1	1.5
PO5	1	1	1	1	1	1	1	1	1
PO6	2	1	2	2	1	2	2	1	2

B.Sc MPC SEM-I,II & III MSA Assessment Attainment

PO's	SAN SEM I Paper I	PO Attainment	Weighted product	SAN SEM II Paper-II	PO Attainment	Weighted product	SAN SEM III Paper-III	PO Attainment	Weighted product
PO1	2.75	1	2.75	2.5	1	2.5	2	1	2
PO2	1.25	1	1.25	2.5	1	2.5	2.5	1	2.5
PO3	1.5	1	1.5	1.75	1	1.75	1.75	1	1.75
PO4	2.5	1	2.5	1.5	1	1.5	1.5	1	1.5
PO5	1	1	1	1	1	1	1	1	1
PO6	2	1	2	2	1	2	2	1	2

B.Sc MPC SEM-I,II & III FA Assessment Attainment

PO's	SAN SEM I Paper I	PO Attainment	Weighted product	SAN SEM II Paper-II	PO Attainment	Weighted product	SAN SEM III Paper-III	PO Attainment	Weighted product
PO1	2.75	0.95	2.6	2.5	1	2.5	2	0.95	1.9
PO2	1.25	0.95	1.18	2.5	1	2.3	2.5	0.95	2.37
PO3	1.5	0.95	1.42	1.75	1	2.5	1.75	0.95	1.70
PO4	2.5	0.95	2.37	1.5	1	2	1.5	0.95	1.42
PO5	1	0.95	0.95	1	1	2.3	1	0.95	0.95
PO6	2	0.95	1.9	2	1	2	2	0.95	2

B.Sc CBZ SEM-I,II & III CCAA Assessment Attainment

PO's	SAN Paper I	PO Attainment	Weighted product	SAN SEM II Paper-II	PO Attainment	Weighted product	SAN SEM III Paper-III	PO Attainment	Weighted product
PO1	2.75	1	2.75	2.5	1	2.5	2	1	2
PO2	1.25	1	1.25	2.5	1	2.5	2.5	1	2.5
PO3	1.5	1	1.5	1.75	1	1.75	1.75	1	1.75
PO4	2.5	1	2.5	1.5	1	1.5	1.5	1	1.5
PO5	1	1	1	1	1	1	1	1	1
PO6	2	1	2	2	1	2	2	1	2

B.Sc CBZ SEM-I,II & III MSA Assessment Attainment

PO's	SAN SEM I Paper I	PO Attainment	Weighted product	SAN SEM II Paper-II	PO Attainment	Weighted product	SAN SEM III Paper-III	PO Attainment	Weighted product
PO1	2.75	1	2.75	2.5	1	2.5	2	1	2
PO2	1.25	1	1.25	2.5	1	2.5	2.5	1	2.5
PO3	1.5	1	1.5	1.75	1	1.75	1.75	1	1.75
PO4	2.5	1	2.5	1.5	1	1.5	1.5	1	1.5
PO5	1	1	1	1	1	1	1	1	1
PO6	2	1	2	2	1	2	2	1	2

B.Sc CBZ SEM-I,II & III FA Assessment Attainment

PO's	SAN SEM I Paper I	PO Attainment	Weighted product	SAN SEM II Paper-II	PO Attainment	Weighted product	SAN SEM III Paper-III	PO Attainment	Weighted product
PO1	2.75	1	2.75	2.5	1	2.5	2	1	2
PO2	1.25	1	1.25	2.3	1	2.3	2.5	1	2.5
PO3	1.5	1	1.5	2.5	1	2.5	1.75	1	1.75
PO4	2.5	1	2.5	2	1	2	1.5	1	1.5
PO5	1	1	1	2.3	1	2.3	1	1	1
PO6	2	1	2	2	1	2	2	1	2

B.Sc CZAQT SEM-I,II & III CCAA Assessment Attainment

PO's	SAN Paper I	PO Attainment	Weighted product	SAN SEM II Paper-II	PO Attainment	Weighted product	SAN SEM III Paper-III	PO Attainment	Weighted product
PO1	2.75	1	2.75	2.5	1	2.5	2	1	2
PO2	1.25	1	1.25	2.5	1	2.5	2.5	1	2.5
PO3	1.5	1	1.5	1.75	1	1.75	1.75	1	1.75
PO4	2.5	1	2.5	1.5	1	1.5	1.5	1	1.5
PO5	1	1	1	1	1	1	1	1	1
PO6	2	1	2	2	1	2	2	1	2

B.Sc CZAQT SEM- I,II & III MSA Assessment Attainment

PO's	SAN SEM I Paper I	PO Attainment	Weighted product	SAN SEM II Paper-II	PO Attainment	Weighted product	SAN SEM III Paper-III	PO Attainment	Weighted product
PO1	2.75	1	2.75	2.5	1	2.5	2	1	2
PO2	1.25	1	1.25	2.5	1	2.5	2.5	1	2.5
PO3	1.5	1	1.5	1.75	1	1.75	1.75	1	1.75
PO4	2.5	1	2.5	1.5	1	1.5	1.5	1	1.5
PO5	1	1	1	1	1	1	1	1	1
PO6	2	1	2	2	1	2	2	1	2

B.Sc CZAQT SEM- I,II & III FA Assessment Attainment

PO's	SAN SEM I Paper I	PO Attainment	Weighted product	SAN SEM II Paper-II	PO Attainment	Weighted product	SAN SEM III Paper-III	PO Attainment	Weighted product
PO1	2.75	0.5	1.37	2.5	1	2.5	2	1	2
PO2	1.25	0.5	0.62	2.3	1	2.3	2.5	1	2.5
PO3	1.5	0.5	0.75	2.5	1	2.5	1.75	1	1.75
PO4	2.5	0.5	1.25	2	1	2	1.5	1	1.5
PO5	1	0.5	0.5	2.3	1	2.3	1	1	1
PO6	2	0.5	1	2	1	2	2	1	2

B.Sc CBHT SEM-I,II & III CCAA Assessment Attainment

PO's	SAN Paper I	PO Attainment	Weighted product	SAN SEM II Paper-II	PO Attainment	Weighted product	SAN SEM III Paper-III	PO Attainment	Weighted product
PO1	2.75	1	2.75	2.5	1	2.5	2	1	2
PO2	1.25	1	1.25	2.5	1	2.5	2.5	1	2.5
PO3	1.5	1	1.5	1.75	1	1.75	1.75	1	1.75
PO4	2.5	1	2.5	1.5	1	1.5	1.5	1	1.5
PO5	1	1	1	1	1	1	1	1	1
PO6	2	1	2	2	1	2	2	1	2

B.Sc CBHT SEM-I,II & III MSA Assessment Attainment

PO's	SAN SEM I Paper I	PO Attainment	Weighted product	SAN SEM II Paper-II	PO Attainment	Weighted product	SAN SEM III Paper-III	PO Attainment	Weighted product
PO1	2.75	1	2.75	2.5	1	2.5	2	1	2
PO2	1.25	1	1.25	2.5	1	2.5	2.5	1	2.5
PO3	1.5	1	1.5	1.75	1	1.75	1.75	1	1.75
PO4	2.5	1	2.5	1.5	1	1.5	1.5	1	1.5
PO5	1	1	1	1	1	1	1	1	1
PO6	2	1	2	2	1	2	2	1	2

B.Sc CBHT SEM-I,II & III FA Assessment Attainment

PO's	SAN SEM I Paper I	PO Attainment	Weighted product	SAN SEM II Paper-II	PO Attainment	Weighted product	SAN SEM III Paper-III	PO Attainment	Weighted product
PO1	2.75	1	2.75	2.5	1	2.5	2	1	2
PO2	1.25	1	1.25	2.3	1	2.3	2.5	1	2.5
PO3	1.5	1	1.5	2.5	1	2.5	1.75	1	1.75
PO4	2.5	1	2.5	2	1	2	1.5	1	1.5
PO5	1	1	1	2.3	1	2.3	1	1	1
PO6	2	1	2	2	1	2	2	1	2

BSC CBMB SEM- I,II & III CCAA Assessment Attainment

PO's	SAN Paper I	PO Attainment	Weighted product	SAN SEM II Paper-II	PO Attainment	Weighted product	SAN SEM III Paper-III	PO Attainment	Weighted product
PO1	2.75	1	2.75	2.5	1	2.5	2	1	2
PO2	1.25	1	1.25	2.5	1	2.5	2.5	1	2.5
PO3	1.5	1	1.5	1.75	1	1.75	1.75	1	1.75
PO4	2.5	1	2.5	1.5	1	1.5	1.5	1	1.5
PO5	1	1	1	1	1	1	1	1	1
PO6	2	1	2	2	1	2	2	1	2

B.Sc CBMB SEM- I,II & III MSA Assessment Attainment

PO's	SAN SEM I Paper I	PO Attainment	Weighted product	SAN SEM II Paper-II	PO Attainment	Weighted product	SAN SEM III Paper-III	PO Attainment	Weighted product
PO1	2.75	1	2.75	2.5	1	2.5	2	1	2
PO2	1.25	1	1.25	2.5	1	2.5	2.5	1	2.5
PO3	1.5	1	1.5	1.75	1	1.75	1.75	1	1.75
PO4	2.5	1	2.5	1.5	1	1.5	1.5	1	1.5
PO5	1	1	1	1	1	1	1	1	1
PO6	2	1	2	2	1	2	2	1	2

B.Sc CBMB SEM- I,II & III FA Assessment Attainment

PO's	SAN SEM I Paper I	PO Attainment	Weighted product	SAN SEM II Paper-II	PO Attainment	Weighted product	SAN SEM III Paper-III	PO Attainment	Weighted product
PO1	2.75	1	2.75	2.5	1	2.5	2	1	2
PO2	1.25	1	1.25	2.3	1	2.3	2.5	1	2.5
PO3	1.5	1	1.5	2.5	1	2.5	1.75	1	1.75
PO4	2.5	1	2.5	2	1	2	1.5	1	1.5
PO5	1	1	1	2.3	1	2.3	1	1	1
PO6	2	1	2	2	1	2	2	1	2

BSC HSC SEM- I,II & III CCAA Assessment Attainment

PO's	SAN Paper I	PO Attainment	Weighted product	SAN SEM II Paper-II	PO Attainment	Weighted product	SAN SEM III Paper-III	PO Attainment	Weighted product
PO1	2.75	1	2.75	2.5	1	2.5	2	1	2
PO2	1.25	1	1.25	2.5	1	2.5	2.5	1	2.5
PO3	1.5	1	1.5	1.75	1	1.75	1.75	1	1.75
PO4	2.5	1	2.5	1.5	1	1.5	1.5	1	1.5
PO5	1	1	1	1	1	1	1	1	1
PO6	2	1	2	2	1	2	2	1	2

B.Sc HSC SEM- I,II & III MSA Assessment Attainment

PO's	SAN SEM I Paper I	PO Attainment	Weighted product	SAN SEM II Paper-II	PO Attainment	Weighted product	SAN SEM III Paper-III	PO Attainment	Weighted product
PO1	2.75	1	2.75	2.5	1	2.5	2	1	2
PO2	1.25	1	1.25	2.5	1	2.5	2.5	1	2.5
PO3	1.5	1	1.5	1.75	1	1.75	1.75	1	1.75
PO4	2.5	1	2.5	1.5	1	1.5	1.5	1	1.5
PO5	1	1	1	1	1	1	1	1	1
PO6	2	1	2	2	1	2	2	1	2

B.Sc HSC SEM- I,II & III FA Assessment Attainment

PO's	SAN SEM I Paper I	PO Attainment	Weighted product	SAN SEM II Paper-II	PO Attainment	Weighted product	SAN SEM III Paper-III	PO Attainment	Weighted product
PO1	2.75	0.8	2.2	2.5	0.62	1.55	2	1	2
PO2	1.25	0.8	1.4	2.3	0.62	1.42	2.5	1	2.5
PO3	1.5	0.8	1.2	2.5	0.62	1.55	1.75	1	1.75
PO4	2.5	0.8	2	2	0.62	1.24	1.5	1	1.5
PO5	1	0.8	0.8	2.3	0.62	1.42	1	1	1
PO6	2	0.8	0.8	2	0.62	1.24	2	1	2

I B.A. B. Com, B.Sc.

“PROSE ,POETRY AND GRAMMAR”

2021-2022

COURSE OUTCOMES: SAN 20102

COI:Origin&development of prose literature: a deep study of ancient Indian prose literature help to understand the noble heritage of sanskrit literature

CO2: Create the interest to read & understand a lengthy paragraph in classical language.

CO3:Inculcation of Moral values through teaching of Sanskrit Poetry and Other Literature such as Subhashitas, Panchatantra Stories, etc.

CO4:To improve functional Communication skills in Sanskrit language

Bachelor of Arts (B. A.):

PO1: Critical Thinking: Take informed actions after identifying the assumptions that frame our thinking and actions, checking out the degree to which these assumptions are accurate and valid, and looking at our ideas and decisions (intellectual, organizational, and personal) from different perspectives

PO2: Effective Communication: Speak, read, write and listen clearly in person and through electronic media in English and in one Indian language, and make meaning of the world by connecting people, ideas, books, media and technology.

PO3: Social Interaction: Elicit views of others, mediate disagreements and help reach conclusions in group settings.

PO4: Effective Citizenship: Demonstrate empathetic social concern and equity centered national development, and the ability to act with an informed awareness of issues and participate in civic life through volunteering.

PO5: Ethics: Recognize different value systems including your own, understand the moral dimensions of your decisions, and accept responsibility for them.

PO6: Environment and Sustainability: Understand the issues of environmental contexts and sustainable development.

PO7: Self-directed and Life-long Learning: Acquire the ability to engage in independent and life-long learning in the broadest context socio-technological changes.

SEM-I: Poetry,Prose&Grammar SAN 20102
(B. A) Attainment (2021 -2022)

Bachelor of Arts (B. A.):

COs/POs	P01	P02	P03	P04	P05	P06	P07
C01	3	2	2	2	3	1	2
C02	2	3	2	2	2	2	3
C03	2	2	3	3	3	1	2
C04	3	3	2	2	2	2	3
Average	2.5	2.5	2.25	2.25	2.5	1.5	2.5

Attainment Level of Sanskrit - Semester I

Cc	No. of Students attended	No. of Students Attained			CO_DA CCAA 2/1	CO_IA MSA 3/1	CO_FA 4/1
		DA	IA	FA			
THP	02	2	2	1	1	1	0.5
HEP	04	4	4	3	1	1	0.75
B. Com (.GM)	6	6	6	6	1	1	1
B. Com (E)	7	7	7	4	1	1	1
CA	8	8	8	8	1	1	1
MPC	24	24	24	23	1	1	0.95
MPCS	31	31	31	31	1	1	1
CBZ	10	10	10	10	1	1	1
C ZAQT	4	4	4	2	1	1	0.5
CBHT	7	7	7	7	1	1	1
CBMB	8	8	8	8	1	1	1
H. Sc	10	10	10	8	1	1	0.8

SEM II: SANSKRIT

I B.A. B. Com, B.Sc.
“PROSE, POETRY AND GRAMMAR”

2021-2022

COURSE OUTCOMES: SAN 20202

CO1:Students acquire knowledge of Sanskrit grammar.

CO2:Drama of Bhasa, Kalidasa and general knowledge
of some famous Sanskrit Dramas.

CO3:To Estimate the moral/ethical values in Classical Sanskrit literature

CO4:To Appreciate the uses of Sanskrit language in modern World and apply the knowledge acquired to make basic conversation and basic writing in Sanskrit

Bachelor of Arts (B. A.):

COs/P0s	P01	P02	P03	P04	P05	P06	P07
C01	3	2	1	1	2	1	2
C02	3	3	2	1	2	1	2
C03	3	2	3	2	3	1	2
C04	2	3	2	2	2	1	3
Average	2.75	2.5	2	1.5	2.25	1	2.25

Cc	No. of Students attended	No. of Students Attained			CO_DA CCAA 2/1	CO_IA MSA 3/1	CO_FA 4/1
		DA	IA	FA			
THP	02	2	2	1	1	1	0.5
HEP	04	4	4	3	1	1	0.75
B. Com (.G)	6	6	6	6	1	1	1
B. Com (E.M)	7	7	7	4	1	1	1
CA	8	8	8	8	1	1	1
MPC	24	24	24	23	1	1	0.95
MPCS	31	31	31	31	1	1	1
CBZ	10	10	10	10	1	1	1
C ZAQT	4	4	4	2	1	1	0.5
CBHT	7	7	7	7	1	1	1
CBMB	8	8	8	8	1	1	1
H. Sc	10	10	10	8	1	1	0.8

SEM-II: Poetry ,prose Grammar SAN 20202
(B.A. /B. Com./B. Sc.)

Bachelor of Arts (B. A.):

Attainment Level of Sanskrit - Semester II:

Cc	No. of Students attended	No. of Students Attained			CO_DA CCAA 2/1	CO_IA MSA 3/1	CO_FA 4/1
		DA	IA	FA			
THP	02	2	2	2	1	1	1
HEP	04	4	4	3	1	1	0.75
B. Com (.G	6	6	6	6	1	1	1
B. Com (E.)	7	7	7	3	1	1	0.42
CA	8	8	8	8	1	1	1
MPC	22	22	22	22	1	1	1
MPCS	30	30	30	30	1	1	1
CBZ	10	10	10	10	1	1	1
C ZAQT	4	4	4	4	1	1	1
CBHT	7	7	7	7	1	1	1
CBMB	8	8	8	8	1	1	1
H. Sc	8	8	8	5	1	1	0.62

SEM III: SANSKRIT

I I B.A. B. Com, B.Sc.

“DRMAUPAISHAD ,ALAMKARA ,HISTORY OF LITERATURE”

2021-2022

COURSE OUTCOMES: SAN 20302

CO1:Students gain knowledge of some special part of Sanskrit grammar displays.

CO2:Drama of Bhasa, Kalidasa and general knowledge of some famous Sanskrit Dramas.

CO3:Learners obtain knowledge of aesthetics and their parts such as Chhanda, Rasa, Alankar etc.

CO4:The Indian aspects of environmental ideas are introduced to the students with particular reference Kautiliya arthashastra & Vedic texts

COs/POs	P01	P02	P03	P04	P05	P06	P07
C01	3	2	1	1	2	1	2
C02	3	3	2	1	2	1	2
C03	3	2	2	1	3	1	3
C04	3	2	2	3	3	3	3
Average	3	2.25	1.75	1.5	2.5	1.5	2.5

SEM III: SANSKRIT

I I B.A. B. Com, B.Sc.

“DRMA ,UPAISHAD ,ALAMKARA ,HISTORY OF LITERATURE”

2021-2022

COURSE OUTCOMES: SAN 20302

Bachelor of Arts (B. A.):

Attainment Level of Sanskrit- Semester III:

Cc	No. of Students attended	No. of Students Attained			CO_DA CCAA 2/1	CO_IA MSA 3/1	CO_FA 4/1
		DA	IA	FA			
THP	1	1	1	0	1	1	0
HEP	04	4	4	3	1	1	0.75
B. Com (.GM)	6	6	6	6	1	1	1
B. Com (E)	7	7	7	6	1	1	0.85
CA	7	7	7	7	1	1	1
MPC	22	22	22	21	1	1	0.95
MPCS	30	30	30	30	1	1	1
CBZ	10	10	10	10	1	1	1
C ZAQT	4	4	4	4	1	1	1
CBHT	7	7	7	7	1	1	1
CBMB	8	8	8	8	1	1	1
H. Sc	6	6	6	6	1	1	1

B.A SEM- I,II & III CCAA Assessment Attainment

PO's	SAN Paper I	PO Attainment	Weighted product	SAN SEM II Paper-II	PO Attainment	Weighted product	SAN SEM III Paper-III	PO Attainment	Weighted product
PO1	2.5	1	2.5	2.75	1	2.75	3	1	3
PO2	2.5	1	2.5	2.5	1	2.5	2.25	1	2.25
PO3	2.25	1	2.25	2	1	2	1.75	1	1.75
PO4	2.25	1	2.25	1.5	1	1.5	1.5	1	1.5
PO5	2.5	1	2.5	2.25	1	2.25	2.5	1	2.5
PO6	1.5	1	1.5	1	1	1	1.5	1	1.5
PO7	2.5	1	2.5	2.25	1	2.25	2.5	1	2.5

B.A SEM- I,II & III MSA Assessment Attainment

PO's	SAN SEM I Paper I	PO Attainment	Weighted product	SAN SEM II Paper-II	PO Attainment	Weighted product	SAN SEM III Paper-III	PO Attainment	Weighted product
PO1	2.5	1	2.5	2.75	1	2.75	3	1	3
PO2	2.5	1	2.5	2.5	1	2.5	2.25	1	2.25
PO3	2.25	1	2.25	2	1	2	1.75	1	1.75
PO4	2.25	1	2.25	1.5	1	1.5	1.5	1	1.5
PO5	2.5	1	2.5	2.25	1	2.25	2.5	1	2.5
PO6	1.5	1	1.5	1	1	1	1.5	1	1.5
Po7	2.5	1	2.5	2.25	1	2.25	2.5		2.5

B.A SEM- I,II & III FA Assessment Attainment

PO's	SAN SEM I Paper I	PO Attainment	Weighted product	SAN SEM II Paper-II	PO Attainment	Weighted product	SAN SEM III Paper-III	PO Attainment	Weighted product
PO1	2.5	0.75	2.5	2.75	0.75	2.5	3	0.75	2.5
PO2	2.5	0.75	2.5	2.5	0.75	2.5	2.25	0.75	2.5
PO3	2.25	0.75	2.25	2	0.75	2.25	1.75	0.75	2.25
PO4	2.25	0.75	2.25	1.5	0.75	2.25	1.5	0.75	2.25
PO5	2.5	0.75	2.5	2.25	0.75	2.5	2.5	0.75	2.5
PO6	1.5	0.75	1.5	1	0.75	1.5	1.5	0.75	1.5
P07	2.5	0.75	2.5	2.25	0.75	2.5	2.5	0.75	2.5

B.A T.H.P SEM- I,II & III CCAA Assessment Attainment

PO's	SAN Paper I	PO Attainment	Weighted product	SAN SEM II Paper-II	PO Attainment	Weighted product	SAN SEM III Paper-III	PO Attainment	Weighted product
PO1	2.5	1	2.5	2.75	1	2.75	3	1	3
PO2	2.5	1	2.5	2.5	1	2.5	2.25	1	2.25
PO3	2.25	1	2.25	2	1	2	1.75	1	1.75
PO4	2.25	1	2.25	1.5	1	1.5	1.5	1	1.5
PO5	2.5	1	2.5	2.25	1	2.25	2.5	1	2.5
PO6	1.5	1	1.5	1	1	1	1.5	1	1.5
PO7	2.5	1	2.5	2.25	1	2.25	2.5	1	2.5

B.A T.H.P SEM- I,II & III MSA Assessment Attainment

PO's	SAN SEM I Paper I	PO Attainment	Weighted product	SAN SEM II Paper-II	PO Attainment	Weighted product	SAN SEM III Paper-III	PO Attainment	Weighted product
PO1	2.5	1	2.5	2.75	1	2.75	3	1	3
PO2	2.5	1	2.5	2.5	1	2.5	2.25	1	2.25
PO3	2.25	1	2.25	2	1	2	1.75	1	1.75
PO4	2.25	1	2.25	1.5	1	1.5	1.5	1	1.5
PO5	2.5	1	2.5	2.25	1	2.25	2.5	1	2.5
PO6	1.5	1	1.5	1	1	1	1.5	1	1.5
Po7	2.5	1	2.5	2.25	1	2.25	2.5	1	2.5

B.A T.H.P SEM- I,II & III FA Assessment Attainment

PO's	SAN SEM I Paper I	PO Attainment	Weighted product	SAN SEM II Paper-II	PO Attainment	Weighted product	SAN SEM III Paper-III	PO Attainment	Weighted product
PO1	2.5	0.5	1.25	2.5	1	2.5	3	0	0
PO2	2.5	0.5	1.25	2.5	1	2.5	2.25	0	0
PO3	2.25	0.5	1.12	2.25	1	2.25	1.75	0	0
PO4	2.25	0.5	1.12	2.25	1	2.25	1.5	0	0
PO5	2.5	0.5	1.25	2.5	1	2.5	2.5	0	0
PO6	1.5	0.5	0.75	1.5	1	1.5	1.5	0	0
P07	2.5	0.5	1.25	2.5	1	2.5	2.5	0	0

SEM-I: Poetry,Prose&Grammar SAN 20102
(B. COM) Attainment (2021 -2022)

Bachelor of Arts (B. com.):

COURSE OUTCOMES: SAN 20102

CO1:Origin&development of prose literature: a deep study of ancient Indian prose literature help to understand the noble heritage of sanskrit literature

CO2: Create the interest to read & understand a lengthy paragraph in classical language.

CO3:Inculcation of Moral values through teaching of Sanskrit Poetry and Other Literature such as Subhashitas, Panchatantra Stories, etc.

CO4:To improve functional Communication skills in Sanskrit language

Bachelor of Commerce (B. Com: General, Vocational):

PO1: To provide conceptual knowledge and application skills in the domain of commerce studies
PO2: To sharpen students' analytical and decision-making skills

PO3: To provide a good foundation to students who plan to pursue professional courses like CA,ICWA, ICFA and MBA

PO4: To develop entrepreneurship and managerial skills in students so as to enable them to establish and manage their business establishments effectively.

PO5: To facilitate students with skills and abilities to become competent and competitive to be assured of good career and job placements.

CO/PO	PO1	PO2	PO3	PO4	PO5
CO1	3	2	2	1	2
CO2	3	4	3	2	3
CO3	2	2	1	1	2
CO4	4	4	3	3	4
	2.5	2.5	2.25	1.75	2.5

Cc	No. of Students attended	No. of Students Attained			CO_DA CCAA 2/1	CO_IA MSA 3/1	CO_FA 4/1
		DA	IA	FA			
THP	02	2	2	1	1	1	0.5
HEP	04	4	4	3	1	1	0.75
B. Com (.G)	6	6	6	6	1	1	1
B. Com (E.M)	7	7	7	4	1	1	1
CA	8	8	8	8	1	1	1
MPC	24	24	24	23	1	1	0.95
MPCS	31	31	31	31	1	1	1
CBZ	10	10	10	10	1	1	1
C ZAQT	4	4	4	2	1	1	0.5
CBHT	7	7	7	7	1	1	1
CBMB	8	8	8	8	1	1	1
H. Sc	10	10	10	8	1	1	0.8

SEM II: SANSKRIT

I B.A. B. Com, B.Sc. “PROSE ,POETRY AND GRAMMAR”

2021-2022

COURSE OUTCOMES: SAN 20202

CO1:Students acquire knowledge of Sanskrit grammar.

CO2:Drama of Bhasa, Kalidasa and general knowledge of some famous Sanskrit Dramas.

CO3:To Estimate the moral/ethical values in Classical Sanskrit literature

CO4:To Appreciate the uses of Sanskrit language in modern World and apply the knowledge acquired to make basic conversation and basic writing in Sanskrit

Bachelor of Arts (B. com.):

CO/PO	PO1	PO2	PO3	PO4	PO5
CO1	3	2	1	1	2
CO2	2	3	1	1	2
CO3	2	4	1	1	3
CO4	3	5	1	3	4
	2.5	3.5	1	1.5	2.75

Cc	No. of Students attended	No. of Students Attained			CO_DA CCAA 2/1	CO_IA MSA 3/1	CO_FA 4/1
		DA	IA	FA			
THP	02	2	2	2	1	1	1
HEP	04	4	4	3	1	1	0.75
B. Com (.G	6	6	6	6	1	1	1
B. Com (E.)	7	7	7	3	1	1	0.42
CA	8	8	8	8	1	1	1
MPC	22	22	22	22	1	1	1
MPCS	30	30	30	30	1	1	1
CBZ	10	10	10	10	1	1	1
C ZAQT	4	4	4	4	1	1	1
CBHT	7	7	7	7	1	1	1
CBMB	8	8	8	8	1	1	1
H. Sc	8	8	8	5	1	1	0.62

SEM III: SANSKRIT

I I B.A. B. Com, B.Sc.

“DRMAUPAISHAD ,ALAMKARA ,HISTORY OF LITERATURE”

2021-2022

COURSE OUTCOMES: SAN 20302

CO1:Students gain knowledge of some special part of Sanskrit grammar displays.

CO2:Drama of Bhasa, Kalidasa and general knowledge of some famous Sanskrit Dramas.

CO3:Learners obtain knowledge of aesthetics and their parts such as Chhanda, Rasa, Alankar etc.

CO4:The Indian aspects of environmental ideas are introduced to the students with particular reference Kautiliya arthashastra & Vedic texts.

[Bachelor of Arts \(B. com.\):](#)

CO/PO	PO1	PO2	PO3	PO4	PO5
CO1	5	3	2	1	3
CO2	4	4	2	2	3
CO3	4	5	1	3	4
CO4	3	4	3	5	4
	4	4	2	2.5	3.5

Cc	No. of Students attended	No. of Students Attained			CO_I	CO_	CO_FA
		DA	IA	FA	CCA/2/1	MSA/3/1	4/1
THP	1	1	1	0	1	1	0
HEP	04	4	4	3	1	1	0.75
B. Com (.G)	6	6	6	6	1	1	1
B. Com (E.M)	7	7	7	6	1	1	0.85
CA	7	7	7	7	1	1	1
MPC	22	22	22	21	1	1	0.95
MPCS	30	30	30	30	1	1	1
CBZ	10	10	10	10	1	1	1
C ZAQT	4	4	4	4	1	1	1
CBHT	7	7	7	7	1	1	1
CBMB	8	8	8	8	1	1	1
H. Sc	6	6	6	6	1	1	1

B.COM (G)SEM- I,II & III CCAA Assessment Attainment

PO's	SAN Paper I	PO Attainment	Weighted product	SAN SEM II Paper-II	PO Attainment	Weighted product	SAN SEM III Paper-III	PO Attainment	Weighted product
PO1	2.5	1	2.5	2.5	1	2.5	4	1	4
PO2	2.5	1	2.5	3.5	1	3.5	4	1	4
PO3	2.25	1	2.25	1	1	1	2	1	2
PO4	1.75	1	1.75	1.5	1	1.5	2.5	1	2.5
PO5	2.5	1	2.5	2.75	1	2.75	3.5	1	3.5

B.COM (G) SEM- I,II & III MSA Assessment Attainment

PO's	SAN SEM I Paper I	PO Attainment	Weighted product	SAN SEM II Paper-II	PO Attainment	Weighted product	SAN SEM III Paper-III	PO Attainment	Weighted product
PO1	2.5	1	2.5	2.5	1	2.5	4	1	4
PO2	2.5	1	2.5	3.5	1	3.5	4	1	4
PO3	2.25	1	2.25	1	1	1	2	1	2
PO4	1.75	1	1.75	1.5	1	1.5	2.5	1	2.5
PO5	2.5	1	2.5	2.75	1	2.75	3.5	1	3.5

B.COM(G)SEM- I,II & III FA Assessment Attainment

PO's	SAN SEM I Paper I	PO Attainment	Weighted product	SAN SEM II Paper-II	PO Attainment	Weighted product	SAN SEM III Paper-III	PO Attainment	Weighted product
PO1	2.5	1	2.5	2.5	1	2.5	4	1	4
PO2	2.5	1	2.5	3.5	1	3.5	4	1	4
PO3	2.25	1	2.25	1	1	1	2	1	2
PO4	1.75	1	1.75	1.5	1	1.5	2.5	1	2.5
PO5	2.5	1	2.5	2.75	1	2.75	3.5	1	3.5

B.COM (E.M) SEM- I,II & III CCAA Assessment Attainment

PO's	SAN Paper I	PO Attainment	Weighted product	SAN SEM II Paper-II	PO Attainment	Weighted product	SAN SEM III Paper-III	PO Attainment	Weighted product
PO1	2.5	1	2.5	2.5	1	2.5	4	1	4
PO2	2.5	1	2.5	3.5	1	3.5	4	1	4
PO3	2.25	1	2.25	1	1	1	2	1	2
PO4	1.75	1	1.75	1.5	1	1.5	2.5	1	2.5
PO5	2.5	1	2.5	2.75	1	2.75	3.5	1	3.5

B.COM (E.M) SEM- I,II & III MSA Assessment Attainment

PO's	SAN SEM I Paper I	PO Attainment	Weighted product	SAN SEM II Paper-II	PO Attainment	Weighted product	SAN SEM III Paper-III	PO Attainment	Weighted product
PO1	2.5	1	2.5	2.5	1	2.5	4	1	4
PO2	2.5	1	2.5	3.5	1	3.5	4	1	4
PO3	2.25	1	2.25	1	1	1	2	1	2
PO4	1.75	1	1.75	1.5	1	1.5	2.5	1	2.5
PO5	2.5	1	2.5	2.75	1	2.75	3.5	1	3.5

B.COM(E.M) SEM- I,II & III FA Assessment Attainment

PO's	SAN SEM I Paper I	PO Attainment	Weighted product	SAN SEM II Paper-II	PO Attainment	Weighted product	SAN SEM III Paper-III	PO Attainment	Weighted product
PO1	2.5	1	2.5	2.5	0.42	1.05	4	0.85	3.4
PO2	2.5	1	2.5	3.5	0.42	1.47	4	0.85	3.4
PO3	2.25	1	2.25	1	0.42	0.42	2	0.85	1.7
PO4	1.75	1	1.75	1.5	0.42	0.63	2.5	0.85	2.12
PO5	2.5	1	2.5	2.75	0.42	1.15	3.5	0.85	2.97

B.A C.A SEM- I,II & III CCAA Assessment Attainment

PO's	SAN Paper I	PO Attainment	Weighted product	SAN SEM II Paper-II	PO Attainment	Weighted product	SAN SEM III Paper-III	PO Attainment	Weighted product
PO1	2.5	1	2.5	2.5	1	2.5	4	1	4
PO2	2.5	1	2.5	3.5	1	3.5	4	1	4
PO3	2.25	1	2.25	1	1	1	2	1	2
PO4	1.75	1	1.75	1.5	1	1.5	2.5	1	2.5
PO5	2.5	1	2.5	2.75	1	2.75	3.5	1	3.5

B.A C.A SEM- I,II & III MSA Assessment Attainment

PO's	SAN SEM I Paper I	PO Attainment	Weighted product	SAN SEM II Paper-II	PO Attainment	Weighted product	SAN SEM III Paper-III	PO Attainment	Weighted product
PO1	2.5	1	2.5	2.5	1	2.5	4	1	4
PO2	2.5	1	2.5	3.5	1	3.5	4	1	4
PO3	2.25	1	2.25	1	1	1	2	1	2
PO4	1.75	1	1.75	1.5	1	1.5	2.5	1	2.5
PO5	2.5	1	2.5	2.75	1	2.75	3.5	1	3.5

B.A C.A SEM- I,II & III FA Assessment Attainment

PO's	SAN SEM I Paper I	PO Attainment	Weighted product	SAN SEM II Paper-II	PO Attainment	Weighted product	SAN SEM III Paper-III	PO Attainment	Weighted product
PO1	2.5	1	2.5	2.5	1	1.05	4	1	3.4
PO2	2.5	1	2.5	3.5	1	1.47	4	1	3.4
PO3	2.25	1	2.25	1	1	0.42	2	1	1.7
PO4	1.75	1	1.75	1.5	1	0.63	2.5	1	2.12
PO5	2.5	1	2.5	2.75	1	1.15	3.5	1	2.97

A.S.D. GOVT. DEGREE COLLEGE FOR WOMEN (A), KAKINADA

DEPARTMENT OF CHEMISTRY

2023-24 outgoing batch CO PO ATTAINMENT FOR ALL SEMESTERS (CBZ)

CO-PO MAPPING

1: Slight [Low]; 2: Moderate [Medium]; 3: Substantial [High], 0: (No Correlation)

I B.Sc Paper-I (Semeter I) : Inorganic & Physical Chemistry

	PO 1	PO 2	PO 3	PO 4	PO 5	PO 6
CO 1	2	3	2	2	2	3
CO 2	3	2	3	0	3	2
CO 3	0	2	3	0	3	3
AVG	1.66	2.33	2.66	0.66	2.66	2.66

I B.Sc Paper-II (Semeter II) : Organic & General Chemistry

	PO 1	PO 2	PO 3	PO 4	PO 5	PO 6
CO 1	2	3	3	2	3	3
CO 2	2	2	0	2	3	0
CO 3	3	2	3	2	3	3
CO 4	2	3	2	1	2	1
AVG	2.25	2.5	2	1.75	2.7	1.75

II B.Sc Paper-III (Semeter-III) Organic Chemistry & Spectroscopy

	PO 1	PO 2	PO 3	PO 4	PO 5	PO 6
CO 1	3	3	3	2	3	3
CO 2	3	3	3	3	3	3

CO 3	3	2	3	2	3	3
CO 4	3	3	3	3	3	3
AVG	3	2.75	3	2.5	3	3

II B.Sc Paper-IV(Semeter-IV) Inorganic,Organic & Physical Chemistry

	PO 1	PO 2	PO 3	PO 4	PO 5	PO 6
CO 1	2	2	2	3	3	3
CO 2	3	2	3	3	3	2
CO 3	2	2	3	3	3	3
CO 4	3	3	3	0	3	0
AVG	2.5	2.5	2.75	2.25	3	2

II B.Sc Paper-V (Semeter-IV) Inorganic & Physical Chemistry

	PO 1	PO 2	PO 3	PO 4	PO 5	PO 6
CO 1	2	2	1	3	2	2
CO 2	3	3	2	3	2	2
CO 3	2	1	1	3	2	2
CO 4	2	2	1	3	2	1
AVG	2.25	2.25	1.25	3	2	1.75

III B.Sc Paper-6D (Semester –V) Environmental chemistry

	PO1	PO2	PO3	PO4	PO5	PO6
CO1	2	4	4	-	2	2
CO2	1	3	4	-	1	2
CO3	2	3	4	-	2	2
CO4	1	3	3	1	3	1
Avg	1.5	3.25	3.75	0.25	2	1.75

III B.Sc Paper 7D (Semester-V) Green chemistry and Nanotechnology

	PO1	PO2	PO3	PO4	PO5	PO6
CO1	3	3	4	2	1	2
CO2	1	2	3	1	1	2
CO3	3	3	3	1	1	1
CO4	3	3	3	2	3	3
Avg	2.5	2.75	3.25	1.5	1.5	2

Calculating attainment at each level of course CBZ

Courses	No of students attended	No of students attained			CO CCAA	CO MSA	CO FA
		CCAA(≥ 7)	MSA(≥ 8)	FA(≥ 26)			
	(1)	(2)	(3)	(4)	(2)/(1)	(3)/(1)	(4)/(1)
Inorganic & Physical Chemistry-1	54	54	54	28	1	1	0.519
Organic & General Chemistry-II	51	51	47	43	1	0.922	0.843
Organic Chemistry & Spectroscopy-III	44	44	39	26	1	0.886	0.591
Inorganic, Organic & Physical Chemistry-IV	45	45	42	41	1	0.933	0.911
Inorganic & Physical Chemistry-V	45	45	43	44	1	0.956	0.978
Environmental chemistry-6D	44	44	43	43	1	0.977	0.977
Green chemistry and Nanotechnology-7D	44	44	41	41	1	0.932	0.932

I B.Sc CBZ Paper- I &II CCAA Assessment Attainment

PO's	Chem Paper I	PO Attainment	Weighed product	Chem Paper-II	PO Attainment	Weighed product
PO1	1.66	1	1.66	2.25	1	2.25
PO2	2.33	1	2.33	2.5	1	2.5
PO3	2.66	1	2.66	2	1	2
PO4	0.66	1	0.66	1.75	1	1.75
PO5	2.66	1	2.66	2.7	1	2.7
PO6	2.66	1	2.66	1.75	1	1.75

I B.Sc CBZ Paper- I &II MSA(IA) Attainment

PO's	Chem Paper I	PO Attainment	Weighed product	Chem Paper-II	PO Attainment	Weighed product
PO1	1.66	1	1.66	2.25	0.922	2.075
PO2	2.33	1	2.33	2.5	0.922	2.305
PO3	2.66	1	2.66	2	0.922	1.844
PO4	0.66	1	0.66	1.75	0.922	1.614
PO5	2.66	1	2.66	2.7	0.922	2.489
PO6	2.66	1	2.66	1.75	0.922	1.614

I B.Sc CBZ Paper- I &II FA Attainment

PO's	Chem Paper I	PO Attainment	Weighed product	Chem Paper-II	PO Attainment	Weighed product
PO1	1.66	0.519	0.862	2.25	0.843	1.897
PO2	2.33	0.519	1.209	2.5	0.843	2.108
PO3	2.66	0.519	1.381	2	0.843	1.686
PO4	0.66	0.519	0.343	1.75	0.843	1.475
PO5	2.66	0.519	1.381	2.7	0.843	2.276
PO6	2.66	0.519	1.381	1.75	0.843	1.475

II B.Sc Paper- III, IV &V CCAA Assessment Attainment

PO's	Chem Paper III	PO Attainment	Weighed product	Chem Paper-IV	PO Attainment	Weighed product	Chem Paper-V	PO Attainment	Weighed product
PO1	3	1	3	2.5	1	2.5	2.25	1	2.25
PO2	2.75	1	2.75	2.5	1	2.5	2.25	1	2.25
PO3	3	1	3	2.75	1	2.75	1.25	1	1.25
PO4	2.5	1	2.5	2.25	1	2.25	3	1	3
PO5	3	1	3	3	1	3	2	1	2
PO6	3	1	3	2	1	2	1.75	1	1.75

II B.Sc CBZ Paper- III, IV & V MSA(IA) Attainment

PO's	Chem Paper III	PO Attainment	Weighed product	Chem Paper-IV	PO Attainment	Weighed product	Chem Paper-V	PO Attainment	Weighed product
PO1	3	0.886	2.658	2.5	0.933	2.333	2.25	0.956	2.151
PO2	2.75	0.886	2.437	2.5	0.933	2.333	2.25	0.956	2.151
PO3	3	0.886	2.658	2.75	0.933	2.566	1.25	0.956	1.195
PO4	2.5	0.886	2.215	2.25	0.933	2.099	3	0.956	2.868
PO5	3	0.886	2.658	3	0.933	2.799	2	0.956	1.912
PO6	3	0.886	2.658	2	0.933	1.866	1.75	0.956	1.673

II B.Sc CBZ Paper- III, IV & V FA Attainment

PO's	Chem Paper III	PO Attainment	Weighed product	Chem Paper-IV	PO Attainment	Weighed product	Chem Paper-V	PO Attainment	Weighed product
PO1	3	0.591	1.773	2.5	0.911	2.278	2.25	0.978	2.201
PO2	2.75	0.591	1.625	2.5	0.911	2.278	2.25	0.978	2.201
PO3	3	0.591	1.773	2.75	0.911	2.505	1.25	0.978	1.223
PO4	2.5	0.591	1.478	2.25	0.911	2.05	3	0.978	2.934
PO5	3	0.591	1.773	3	0.911	2.733	2	0.978	1.956
PO6	3	0.591	1.773	2	0.911	1.822	1.75	0.978	1.712

III B.Sc CBZ Paper -6D&7D (SEM-V) CCAA Assessment Attainment

PO's	Chem 6D	PO Attainment	Weighed product	Chem 7D	PO Attainment	Weighed product
PO1	1.5	1	1.5	2.5	1	2.5
PO2	3.25	1	3.25	2.75	1	2.75
PO3	3.75	1	3.75	3.25	1	3.25
PO4	0.25	1	0.25	1.5	1	1.5
PO5	2	1	2	1.5	1	1.5
PO6	1.75	1	1.75	2	1	2

III B.Sc CBZ Paper -6D&7D (SEM-V) MSA(IA) Assessment Attainment

PO's	Chem 6D	PO Attainment	Weighed product	Chem 7D	PO Attainment	Weighed product
PO1	1.5	0.977	1.466	2.5	0.932	2.33
PO2	3.25	0.977	3.175	2.75	0.932	2.563
PO3	3.75	0.977	3.664	3.25	0.932	3.029
PO4	0.25	0.977	0.244	1.5	0.932	1.398

PO5	2	0.977	1.954	1.5	0.932	1.398
PO6	1.75	0.977	1.71	2	0.932	1.864

III B.Sc CBZ Paper -6D&7D (SEM-V) FA Assessment Attainment

PO's	Chem 6D	PO Attainment	Weighed product	Chem 7D	PO Attainment	Weighed product
PO1	1.5	0.977	1.466	2.5	0.932	2.33
PO2	3.25	0.977	3.175	2.75	0.932	2.563
PO3	3.75	0.977	3.664	3.25	0.932	3.029
PO4	0.25	0.977	0.244	1.5	0.932	1.398
PO5	2	0.977	1.954	1.5	0.932	1.398
PO6	1.75	0.977	1.71	2	0.932	1.864

A.S.D. GOVT. DEGREE COLLEGE FOR WOMEN (A), KAKINADA

DEPARTMENT OF BOTANY

**2023-24 outgoing batch CO PO ATTAINMENT FOR ALL SEMESTERS
(CBZ)**

CO-PO MAPPING

The COs are mapped to POs based on the relevance on a scale of 0-3

(1: Slight [Low]; 2: Moderate [Medium]; 3: Substantial [High], '-'/0:No Correlation)

I B.Sc (Semeter I) Bot Paper:1 Fundamentals of Microbes and Non Vascular Plants

	PO1	PO2	PO3	PO4	PO5	PO6
CO1	1	2	1	2	2	2
CO2	2	2	1	2	2	2
CO3	1	2	2	2	2	2
CO4	1	2	2	2	2	2
CO5	2	1	2	2	2	2
Average	1.4	1.8	1.6	2	2	2

I B.Sc (Semeter I) Bot Paper-2 Basics of Vascular Plants and Phytogeography

	PO1	PO2	PO3	PO4	PO5	PO6
CO1	1	2	2	2	2	2
CO2	2	2	1	2	2	2
CO3	1	2	1	1	2	2
CO4	1	2	1	2	2	2
CO5	2	1	2	1	2	2
Average	1.4	1.8	1.4	1.6	2	2

II B.Sc (Semeter III) Bot Paper-3 Anatomy and Embryology of Angiosperms, Plant Ecology and Biodiversity

	PO1	PO2	PO3	PO4	PO5	PO6
CO1	2	1	2	1	1	1
CO2	2	1	2	1	2	2
CO3	2	1	2	2	2	2
CO4	2	1	2	2	2	2
CO5	2	2	3	3	3	3
Average	2	1.3	2.2	1.8	2	2

II B.Sc (Semeter IV) Bot Paper-4 Plant Physiology and Metabolism

	PO1	PO2	PO3	PO4	PO5	PO6
CO1	2	2	2	3	2	2
CO2	2	1	2	3	2	2
CO3	1	1	2	3	2	2
CO4	2	1	2	3	2	2
CO5	2	1	2	2	1	2
Average	1.8	1.3	2	2.8	1.8	2

II B.Sc (Semeter IV) Bot Paper-5 Cell Biology, Genetics & Plant breeding

	PO1	PO2	PO3	PO4	PO5	PO6
CO1	1	1	1	2	2	2
CO2	1	1	1	2	2	2
CO3	2	1	2	3	3	3
CO4	2	1	2	3	3	3
CO5	2	2	2	2	2	3
Average	1.6	1.3	1.6	2.6	2.4	2.6

III B.Sc (Semeter V)Bot Paper-6A Plant Propagation

	PO1	PO2	PO3	PO4	PO5	PO6
CO1	2	2	2	2	2	3
CO2	1	1	2	1	2	1
CO3	2	1	2	3	3	3
CO4	2	2	1	3	2	3
CO5	2	1	2	3	3	3
Average	1.8	1.4	1.8	2.4	2.4	2.6

III B.Sc (Semeter V) Bot Paper-7A Seed Technology

	PO1	PO2	PO3	PO4	PO5	PO6
CO1	2	1	2	2	2	2
CO2	2	1	1	3	2	2
CO3	3	2	2	2	2	2
CO4	2	2	2	3	2	2
CO5	3	2	2	3	1	2
Average	2.4	1.6	1.8	2.6	1.8	2

Calculating attainment at each level of course CBZ Botany

Courses	No of students attended	No of students attained			CO_CCAA	CO_MSA	CO_FA
		CCAA(≥ 7)	MSA(≥ 8)	FA(≥ 26)			
	(1)	(2)	(3)	(4)	(2)/(1)	(3)/(1)	(4)/(1)
Fundamentals of Microbes and Non Vascular Plants	54	54	54	50	1	1	0.925
Basics of Vascular Plants and Phytogeography	51	51	51	47	1	1	0.921
Anatomy and Embryology of Angiosperms, Plant Ecology and Biodiversity	47	47	47	45	1	1	0.957
Plant Physiology and Metabolism	45	45	45	43	1	1	0.955
Cell Biology, Genetics & Plant breeding	45	45	45	45	1	1	1
Plant Propagation - 6A	44	44	45	44	1	1	1
Seed Technology-7A	44	44	45	44	1	1	1

I B.Sc CBZ Bot Paper- I &II CCAA Assessment Attainment

PO's	Bot Paper I	PO Attainment	Weighed product	Bot Paper-II	PO Attainment	Weighed product
PO1	1.4	1	1.4	1.4	1	1.4
PO2	1.8	1	1.8	1.8	1	1.8
PO3	1.6	1	1.6	1.4	1	1.4
PO4	2	1	2	1.6	1	1.6
PO5	2	1	2	2	1	2
PO6	2	1	2	2	1	2

I B.Sc CBZ Bot Paper- I &II MSA(IA) Attainment

PO's	Bot Paper I	PO Attainment	Weighed product	Bot Paper-II	PO Attainment	Weighed product
PO1	1.4	1	1.4	1.4	1	1.4
PO2	1.8	1	1.8	1.8	1	1.8
PO3	1.6	1	1.6	1.4	1	1.6
PO4	2	1	2	1.6	1	2
PO5	2	1	2	2	1	2
PO6	2	1	2	2	1	2

I B.Sc CBZ Bot Paper- I &II FA Attainment

PO's	Bot Paper I	PO Attainment	Weighed product	Bot Paper-II	PO Attainment	Weighed product
PO1	1.4	0.925	1.295	1.4	0.921	1.2894
PO2	1.8	0.925	1.665	1.8	0.921	1.6578
PO3	1.6	0.925	1.48	1.4	0.921	1.2894
PO4	2	0.925	1.85	1.6	0.921	1.4736
PO5	2	0.925	1.85	2	0.921	1.842
PO6	2	0.925	1.85	2	0.921	1.842

II B.Sc Bot Paper- III, IV &V CCAA Assessment Attainment

PO's	Bot Paper III	PO Attainment	Weighted product	Bot Paper-IV	PO Attainment	Weighted product	Bot Paper-V	PO Attainment	Weighted product
PO1	2	1	2	1.8	1	1.8	1.6	1	1.6
PO2	1.3	1	1.3	1.3	1	1.3	1.3	1	1.3
PO3	2.2	1	2.2	2	1	2	1.6	1	1.6
PO4	1.8	1	1.8	2.8	1	2.8	2.6	1	2.6
PO5	2	1	2	1.8	1	1.8	2.4	1	2.4
PO6	2	1	2	2	1	2	2.6	1	2.6

II B.Sc CBZ Bot Paper- III, IV &V MSA(IA) Attainment

PO's	Bot Paper III	PO Attainment	Weighted product	Bot Paper-IV	PO Attainment	Weighted product	Bot Paper-V	PO Attainment	Weighted product
PO1	2	1	2	1.8	1	1.8	1.6	1	1.6
PO2	1.3	1	1.3	1.3	1	1.3	1.3	1	1.3
PO3	2.2	1	2.2	2	1	2	1.6	1	1.6
PO4	1.8	1	1.8	2.8	1	2.8	2.6	1	2.6
PO5	2	1	2	1.8	1	1.8	2.4	1	2.4
PO6	2	1	2	2	1	2	2.6	1	2.6

II B.Sc CBZ Bot Paper- III, IV &V FA Attainment

PO's	Bot Paper III	PO Attainment	Weighted product	Bot Paper-IV	PO Attainment	Weighted product	Bot Paper-V	PO Attainment	Weighted product
PO1	2	0.957	1.914	1.8	0.955	1.719	1.6	1	1.6
PO2	1.3	0.957	1.244	1.3	0.955	1.241	1.3	1	1.3
PO3	2.2	0.957	2.105	2	0.955	1.91	1.6	1	1.6
PO4	1.8	0.957	1.722	2.8	0.955	2.674	2.6	1	2.6
PO5	2	0.957	1.914	1.8	0.955	1.719	2.4	1	2.4
PO6	2	0.957	1.914	2	0.955	1.91	2.6	1	2.6

III B.Sc CBZ Bot Paper -6A&7A (SEM-V) CCAA Assessment Attainment

PO's	Bot 6A	PO Attainment	Weighed product	Bot 7A	PO Attainment	Weighed product
PO1	1.8	1	1.8	2.4	1	2.4
PO2	1.4	1	1.4	1.6	1	1.6
PO3	1.8	1	1.8	1.8	1	1.8
PO4	2.4	1	2.4	2.6	1	2.6
PO5	2.4	1	2.4	1.8	1	1.8
PO6	2.6	1	2.6	2	1	2

III B.Sc CBZ Bot Paper -6A&7A (SEM-V) MSA(IA) Assessment Attainment

PO's	Bot 6A	PO Attainment	Weighed product	Bot 7A	PO Attainment	Weighed product
PO1	1.8	1	1.8	2.4	1	2.4
PO2	1.4	1	1.4	1.6	1	1.6
PO3	1.8	1	1.8	1.8	1	1.8
PO4	2.4	1	2.4	2.6	1	2.6
PO5	2.4	1	2.4	1.8	1	1.8
PO6	2.6	1	2.6	2	1	2

III B.Sc CBZ Bot Paper -6A&7A (SEM-V) FA Assessment Attainment

PO's	Bot 6A	PO Attainment	Weighed product	Bot 7A	PO Attainment	Weighed product
PO1	1.8	1	1.8	2.4	1	2.4
PO2	1.4	1	1.4	1.6	1	1.6
PO3	1.8	1	1.8	1.8	1	1.8
PO4	2.4	1	2.4	2.6	1	2.6

PO5	2.4	1	2.4	1.8	1	1.8
PO6	2.6	1	2.6	2	1	2

A.S.D. GOVT. DEGREE COLLEGE FOR WOMEN (A), KAKINADA
DEPARTMENT OF ZOOLOGY
 2023-2024 outgoing batch CO PO ATTAINMENT FOR ALL SEMESTERS
 (CBZ & CZAqT)

CO-PO Mapping:

The COs are mapped to POs based on the relevance on a scale of 0-3

(1: Slight [Low]; 2: Moderate [Medium]; 3: Substantial [High], '-'/0: No Correlation)

I B.Sc Paper-I (Semester I): Animal Diversity – Biology of Non-Chordates

	PO1	PO2	PO3	PO4	PO5	PO6
CO1	2	2	1	1	3	2
CO2	1	3	1	2	3	1
CO3	1	2	1	1	3	3
CO4	2	3	2	2	3	2
CO5	2	1	2	1	3	1
Average	1.6	2.2	1.4	1.4	3	1.8

I B.Sc Paper-II (Semester II) : Animal Diversity – Biology of Chordates

	PO1	PO2	PO3	PO4	PO5	PO6
CO1	2	1	1	3	3	1
CO2	2	1	2	3	3	1
CO3	3	1	3	3	3	1
CO4	2	1	1	2	3	1
CO5	2	1	1	2	3	1
Average	2.1	1.0	1.6	2.6	3	1

II B.Sc Paper-III(Semester III): Cell Biology, Genetics, Molecular Biology & Evolution

	PO1	PO2	PO3	PO4	PO5	PO6
CO1	3	1	2	3	3	1
CO2	2	0	0	2	3	1
CO3	3	2	1	3	3	1
CO4	3	3	1	3	3	1
CO5	2	0	0	3	3	1
CO6	3	2	2	3	3	1
Average	2.66	1.33	1.0	2.83	3	1

II B.Sc Paper-IV(Semester IV): Animal Physiology, Cellular Metabolism and Embryology

	PO1	PO2	PO3	PO4	PO5	PO6
CO1	2	2	1	1	2	1
CO2	1	3	1	2	1	1
CO3	1	2	1	1	3	1
CO4	2	3	2	2	2	1
CO5	2	1	2	1	1	1
Average	1.6	2.2	1.4	1.4	1.8	1

II B.Sc Paper- V (Semester IV): Immunology and Animal Biotechnology

	PO1	PO2	PO3	PO4	PO5	PO6
CO1	2	1	0	1	3	0
CO2	2	1	1	1	3	1
CO3	1	1	1	2	3	1
CO4	1	1	1	1	3	2
CO5	1	0	0	1	3	0
CO6	1	0	0	1	3	1
CO7	1	1	1	2	3	1
CO8	1	1	1	1	3	0
CO9	1	0	1	1	3	1
CO10	2	2	1	2	3	2
CO11	2	2	0	1	3	0
CO12	1	1	2	1	3	0
CO13	1	0	0	1	3	1
Average	1.30	0.84	0.69	1.23	3	0.77

III B.Sc Paper 6A (Semester V): Sustainable Aquaculture Management

	PO1	PO2	PO3	PO4	PO5	PO6
CO1	3	3	3	3	3	3
CO2	3	3	3	3	3	3
CO3	3	3	3	3	3	3
CO4	3	3	3	3	3	3
CO5	3	3	3	3	3	3
Average	3	3	3	3	3	3

III B.Sc Paper- 7A (Semester V): Post-Harvest Technology of Fish and Fisheries

	PO1	PO2	PO3	PO4	PO5	PO6
CO1	2	3	3	3	3	3
CO2	3	3	3	3	3	3
CO3	2	2	3	3	3	3
CO4	3	3	3	3	3	3
CO5	3	3	3	3	3	3
Average	2.6	2.8	3	3	3	3

Courses	No of students attended	No of students attained			CO_CCAA	CO_MSA	CO_FA
		CCAA (≥ 7)	MSA(≥ 8)	FA(≥ 26)			
	(1)	(2)	(3)	(4)	(2)/(1)	(3)/(1)	(4)/(1)
Animal Diversity – Biology of Non-Chordates	54	54	50	46	1	0.93	0.85
Animal Diversity – Biology of Chordates	51	51	28	50	1	0.549	0.980
Cell Biology, Genetics, Molecular Biology & Evolution	47	46	13	44	0.978	0.276	0.936
Animal Physiology, Cellular Metabolism and Embryology	45	45	29	44	1	0.644	0.977
Immunology and Animal Biotechnology	45	45	37	43	1	0.822	0.955
Sustainable Aquaculture Management	44	44	41	43	1	0.931	0.977
Post-Harvest Technology of Fish and Fisheries	44	44	41	44	1	0.931	1

I B.Sc CBZ(E) Paper- I &II CCAA Assessment Attainment

PO's	Zoo Paper I	PO Attainment	Weighed product	Zoo Paper-II	PO Attainment	Weighed product
PO1	1.6	1	1.6	2.1	1	2.1
PO2	2.2	1	2.2	1.0	1	1.0
PO3	1.4	1	1.4	1.6	1	1.6
PO4	1.4	1	1.4	2.6	1	2.6
PO5	3	1	3	3	1	3
PO6	1.8	1	1.8	1	1	1

I B.Sc CBZ(E) Paper- I &II MSA(IA) Attainment

PO's	Zoo Paper I	PO Attainment	Weighed product	Zoo Paper-II	PO Attainment	Weighed product
PO1	1.6	0.93	1.488	2.1	0.549	1.1529
PO2	2.2	0.93	2.046	1.0	0.549	0.549
PO3	1.4	0.93	1.302	1.6	0.549	0.8784
PO4	1.4	0.93	1.302	2.6	0.549	1.4274
PO5	3	0.93	2.79	3	0.549	1.9764
PO6	1.8	0.93	1.674	1	0.549	0.549

I B.Sc CBZ(T) Paper- I &II FA Attainment

PO's	Zoo Paper I	PO Attainment	Weighed product	Zoo Paper-II	PO Attainment	Weighed product
PO1	1.6	0.85	1.36	2.1	0.980	2.058
PO2	2.2	0.85	1.87	1.0	0.980	0.980
PO3	1.4	0.85	1.19	1.6	0.980	1.568
PO4	1.4	0.85	1.19	2.6	0.980	2.548
PO5	3	0.85	2.55	3	0.980	2.94
PO6	1.8	0.85	1.53	1	0.980	0.980

II B.Sc CBZ(E) Paper- III, IV &V CCAA Assessment Attainment

PO's	Zoo Paper III	PO Attainment	Weighed product	Zoo Paper-IV	PO Attainment	Weighed product	Zoo Paper-V	PO Attainment	Weighed product
PO1	2.66	0.978	2.601	1.6	1	1.6	1.30	1	1.30
PO2	1.33	0.978	1.300	2.2	1	2.2	0.84	1	0.84
PO3	1.0	0.978	0.978	1.4	1	1.4	0.69	1	0.69
PO4	2.83	0.978	2.767	1.4	1	1.4	1.23	1	1.23
PO5	3	0.978	2.934	1.8	1	1.8	3	1	3
PO6	1	0.978	0.978	1	1	1	0.77	1	0.77

II B.Sc CBZ(T) Paper- III, IV &V MSA(IA) Attainment

PO's	Zoo Paper III	PO Attainment	Weighed product	Zoo Paper-IV	PO Attainment	Weighed product	Zoo Paper-V	PO Attainment	Weighed product
PO1	2.66	0.276	0.734	1.6	0.644	1.030	1.30	0.822	1.069
PO2	1.33	0.276	0.367	2.2	0.644	1.416	0.84	0.822	0.690
PO3	1.0	0.276	0.276	1.4	0.644	0.901	0.69	0.822	0.567
PO4	2.83	0.276	0.781	1.4	0.644	0.901	1.23	0.822	1.011
PO5	3	0.276	0.828	1.8	0.644	1.592	3	0.822	2.466
PO6	1	0.276	0.276	1	0.644	0.644	0.77	0.822	0.632

II B.Sc CBZ(T) Paper- III, IV &V FA Attainment

PO's	Zoo Paper III	PO Attainment	Weighed product	Zoo Paper-IV	PO Attainment	Weighed product	Zoo Paper-V	PO Attainment	Weighed product
PO1	2.66	0.936	2.489	1.6	0.977	1.563	1.30	0.955	1.227
PO2	1.33	0.936	1.244	2.2	0.977	2.149	0.84	0.955	0.802
PO3	1.0	0.936	0.936	1.4	0.977	1.367	0.69	0.955	0.658
PO4	2.83	0.936	2.648	1.4	0.977	1.367	1.23	0.955	1.174
PO5	3	0.936	2.808	1.8	0.977	1.758	3	0.955	2.865
PO6	1	0.936	0.936	1	0.977	0.977	0.77	0.955	0.735

III B.Sc , CBZ (T) Paper-6A&7A (SEM-V) CCAA Assessment Attainment

PO's	Zoo 6A	PO Attainment	Weighed product	Zoo 7A	PO Attainment	Weighed product
PO1	3	1	3	2.6	1	2.6
PO2	3	1	3	2.8	1	2.8
PO3	3	1	3	3	1	3
PO4	3	1	3	3	1	3
PO5	3	1	3	3	1	3
PO6	3	1	3	3	1	3

III B.Sc , CBZ (T) Paper-6A&7A (SEM-V) MSA(IA) Assessment Attainment

PO's	Zoo 6A	PO Attainment	Weighed product	Zoo 7A	PO Attainment	Weighed product
PO1	3	0.931	2.793	2.6	0.931	2.420
PO2	3	0.931	2.793	2.8	0.931	2.606
PO3	3	0.931	2.793	3	0.931	2.793
PO4	3	0.931	2.793	3	0.931	2.793
PO5	3	0.931	2.793	3	0.931	2.793
PO6	3	0.931	2.793	3	0.931	2.793

III B.Sc , CBZ (T) Paper-6A&7A (SEM-V) FA Assessment Attainment

PO's	Zoo 6A	PO Attainment	Weighed product	Zoo 7A	PO Attainment	Weighed product
PO1	3	0.977	2.931	2.6	1	2.6
PO2	3	0.977	2.931	2.8	1	2.8
PO3	3	0.977	2.931	3	1	3
PO4	3	0.977	2.931	3	1	3
PO5	3	0.977	2.931	3	1	3
PO6	3	0.977	2.931	3	1	3

CZAqT

Courses	No of students attended	No of students attained			CO_CCAA	CO_MSA	CO_FA
		CCAA (≥ 7)	MSA(≥ 8)	FA(≥ 26)			
	(1)	(2)	(3)	(4)	(2)/(1)	(3)/(1)	(4)/(1)
Animal Diversity – Biology of Non-Chordates	27	27	18	18	1	0.67	0.67
Animal Diversity – Biology of Chordates	26	26	15	24	1	0.58	0.93
Cell Biology, Genetics, Molecular Biology & Evolution	26	26	22	25	1	0.85	0.97
Animal Physiology, Cellular Metabolism and Embryology	25	25	11	25	1	0.44	1
Immunology and Animal Biotechnology	25	25	25	25	1	1	1
Livestock management – I - Biology of Dairy animals	25	25	20	24	1	0.8	0.96
Livestock management – II - Dairy Production and management	25	25	25	25	1	1	1

I B.Sc CZAqT Paper- I &II CCAA Assessment Attainment

PO's	Zoo Paper I	PO Attainment	Weighed product	Zoo Paper-II	PO Attainment	Weighed product
PO1	1.6	1	1.6	2.1	1	2.1
PO2	2.2	1	2.2	1.0	1	1.0
PO3	1.4	1	1.4	1.6	1	1.6
PO4	1.4	1	1.4	2.6	1	2.6
PO5	3	1	3	3	1	3
PO6	1.8	1	1.8	1	1	1

I B.Sc CZAqT Paper- I &II MSA(IA) Attainment

PO's	Zoo Paper I	PO Attainment	Weighed product	Zoo Paper-II	PO Attainment	Weighed product
PO1	1.6	0.67	1.072	2.1	0.58	1.218
PO2	2.2	0.67	1.474	1.0	0.58	0.58
PO3	1.4	0.67	0.938	1.6	0.58	0.928
PO4	1.4	0.67	0.938	2.6	0.58	1.508
PO5	3	0.67	2.01	3	0.58	1.74
PO6	1.8	0.67	1.206	1	0.58	0.58

I B.Sc CZAqT Paper- I &II FA Attainment

PO's	Zoo Paper I	PO Attainment	Weighed product	Zoo Paper-II	PO Attainment	Weighed product
PO1	1.6	0.67	1.072	2.1	0.93	1.953
PO2	2.2	0.67	1.474	1.0	0.93	0.93
PO3	1.4	0.67	0.938	1.6	0.93	1.488
PO4	1.4	0.67	0.938	2.6	0.93	2.418
PO5	3	0.67	2.01	3	0.93	2.79
PO6	1.8	0.67	1.206	1	0.93	0.93

II B.Sc CZAqT Paper- III, IV &V CCAA Assessment Attainment

PO's	Zoo Paper III	PO Attainment	Weighed product	Zoo Paper-IV	PO Attainment	Weighed product	Zoo Paper-V	PO Attainment	Weighed product
PO1	2.66	1	2.66	1.6	1	1.6	1.30	1	1.30
PO2	1.33	1	1.33	2.2	1	2.2	0.84	1	0.84
PO3	1.0	1	1.0	1.4	1	1.4	0.69	1	0.69
PO4	2.83	1	2.83	1.4	1	1.4	1.23	1	1.23
PO5	3	1	3	1.8	1	1.8	3	1	3
PO6	1	1	1	1	1	1	0.77	1	0.77

II B.Sc CZAqT Paper- III, IV &V MSA(IA) Attainment

PO's	Zoo Paper III	PO Attainment	Weighed product	Zoo Paper-IV	PO Attainment	Weighed product	Zoo Paper-V	PO Attainment	Weighed product
PO1	2.66	0.85	2.261	1.6	0.44	0.704	1.30	1	1.30
PO2	1.33	0.85	1.134	2.2	0.44	0.968	0.84	1	0.84
PO3	1.0	0.85	0.85	1.4	0.44	0.616	0.69	1	0.69
PO4	2.83	0.85	2.406	1.4	0.44	0.616	1.23	1	1.23
PO5	3	0.85	2.55	1.8	0.44	0.792	3	1	3
PO6	1	0.85	0.85	1	0.44	0.44	0.77	1	0.77

II B.Sc CZAqT Paper- III, IV &V FA Attainment

PO's	Zoo Paper III	PO Attainment	Weighed product	Zoo Paper-IV	PO Attainment	Weighed product	Zoo Paper-V	PO Attainment	Weighed product
PO1	2.66	0.94	2.5004	1.6	0.78	1.248	1.30	1	1.30
PO2	1.33	0.94	1.2502	2.2	0.78	1.716	0.84	1	0.84
PO3	1.0	0.94	0.94	1.4	0.78	1.092	0.69	1	0.69
PO4	2.83	0.94	2.6602	1.4	0.78	1.092	1.23	1	1.23
PO5	3	0.94	2.82	1.8	0.78	1.404	3	1	3
PO6	1	0.94	0.94	1	0.78	0.78	0.77	1	0.77

III B.Sc , CZAqT Paper-6B&7B (SEM-V) CCAA Assessment Attainment

PO's	Zoo 6B	PO Attainment	Weighed product	Zoo 7B	PO Attainment	Weighed product
PO1	2.1	1	2.1	2.8	1	2.8
PO2	2.1	1	2.1	3	1	3
PO3	3	1	3	3	1	3
PO4	3	1	3	3	1	3
PO5	3	1	3	3	1	3
PO6	3	1	3	3	1	3

III B.Sc , CZAqT Paper-6B&7B (SEM-V) MSA (IA) Assessment Attainment

PO's	Zoo 6B	PO Attainment	Weighed product	Zoo 7B	PO Attainment	Weighed product
PO1	2.1	0.8	1.68	2.8	1	2.8
PO2	2.1	0.8	1.68	3	1	3
PO3	3	0.8	2.4	3	1	3
PO4	3	0.8	2.4	3	1	3
PO5	3	0.8	2.4	3	1	3
PO6	3	0.8	2.4	3	1	3

III B.Sc , CZAqT Paper-6B&7B (SEM-V) FA Assessment Attainment

PO's	Zoo 6B	PO Attainment	Weighed product	Zoo 7B	PO Attainment	Weighed product
PO1	2.1	0.96	2.016	2.8	1	2.8
PO2	2.1	0.96	2.016	3	1	3
PO3	3	0.96	2.88	3	1	3
PO4	3	0.96	2.88	3	1	3
PO5	3	0.96	2.88	3	1	3
PO6	3	0.96	2.88	3	1	3

B.Sc CBZ EM SEM-V MSA(IA) Assessment Attainment																					
P O s	Ch em 6D	P O At tai n m en t	We igh ed pro duc t	C h e m 7 D	P O At tai n m en t	We igh ed pro duc t	Z oo 6 A	P O A t t a i n m e n t	We igh ed pro duc t	Z oo 7 A	P O At tai n m en t	W ei gh e d p ro d u c t	B ot 6 A	P O At tai n m en t	We igh ed pro duc t	B ot 7 A	P O A t t a i n m e n t	We igh ed pro duc t	Wei gh t ed Su m of Pos	S u m of Wei gh e d p ro d u c t	Sum of Wei gh ed prod uct/ Wei gh ted Sum of POs
P O 1	1.5	0. 97 7	1.4 66	2 .5	0. 93	2.3 3	3	0 .9 3 1	2.7 93	2. 6	0. 93	2. 4 2	1. 8	1	1.8	2 .4	1	2.4	13. 8	1 3	0.96
P O 2	3.2 5	0. 97 7	3.1 75	2 .7 5	0. 93	2.5 6	3	0 .9 3 1	2.7 93	2. 8	0. 93	2. 6 0 6	1. 4	1	1.4	1 .6	1	1.6	14. 8	1 4	0.96
P O 3	3.7 5	0. 97 7	3.6 64	3 .2 5	0. 93	3.0 3	3	0 .9 3 1	2.7 93	3	0. 93	2. 7 9 3	1. 8	1	1.8	1 .8	1	1.8	16. 6	1 6	0.96

P O 4	0.2 5	0. 97 7	0.2 44	1 .5	0. 93	1.4	3	0 .9 3 1	2.7 93	3	0. 93	2. 7 9 3	2. 4	1	2.4	2 .6	1	2.6	12. 8	1 2	0.96
P O 5	2	0. 97 7	1.9 54	1 .5	0. 93	1.4	3	0 .9 3 1	2.7 93	3	0. 93	2. 7 9 3	2. 4	1	2.4	1 .8	1	1.8	13. 7	1 3	0.96
P O 6	1.7 5	0. 97 7	1.7 1	2	0. 93	1.8 6	3	0 .9 3 1	2.7 93	3	0. 93	2. 7 9 3	2. 6	1	2.6	2	1	2	14. 4	1 4	0.96

B.Sc CBZ EM SEM-V CCAA Assessment Attainment

P O s	Ch em 6D	P O At tai n m en t	We igh ed pro duc t	C h e m 7 D	P O At tai n m en t	We igh ed pro duc t	Z oo 6 A	P O A t t a i n m e n t	We igh ed pro duc t	Z oo 7 A	P O At tai n m en t	W ei gh ed p ro d u c t	B ot 6 A	P O At tai n m en t	We igh ed pro duc t	B o t 7 A	P O A t t a i n m e n t	We igh ed pro duc t	Wei ght ed Su m of Pos	S u m of Wei gh ed p ro d u c t	Sum of Weig hed prod uct/ Weig hed Sum of POs
----------------------	-------------------------	--	--	--	--	--	-----------------------------	--	--	-----------------------------	--	--	-----------------------------	--	--	----------------------------------	--	--	---	--	--

P O 1	1.5	1	1.5	2 .5	1	2.5	3	1	3	2. 6	1	2. 6	1. 8	1	1.8	2 .4	1	2.4	13. 8	1 4	1
P O 2	3.2 5	1	3.2 5	2 .7 5	1	2.7 5	3	1	3	2. 8	1	2. 8	1. 4	1	1.4	1 .6	1	1.6	14. 8	1 5	1
P O 3	3.7 5	1	3.7 5	3 .2 5	1	3.2 5	3	1	3	3	1	3	1. 8	1	1.8	1 .8	1	1.8	16. 6	1 7	1
P O 4	0.2 5	1	0.2 5	1 .5	1	1.5	3	1	3	3	1	3	2. 4	1	2.4	2 .6	1	2.6	12. 8	1 3	1
P O 5	2	1	2	1 .5	1	1.5	3	1	3	3	1	3	2. 4	1	2.4	1 .8	1	1.8	13. 7	1 4	1
P O 6	1.7 5	1	1.7 5	2	1	2	3	1	3	3	1	3	2. 6	1	2.6	2	1	2	14. 4	1 4	1
B.Sc CBZ EM SEM-V FA Assessment Attainment																					

P O s	Ch em 6D	P O At tai n m en t	We igh ed pro duc t	C h e m 7 D	P O At tai n m en t	We igh ed pro duc t	Z oo 6 A	P O A t t a i n m e n t	We igh ed pro duc t	Z oo 7 A	P O At tai n m en t	W ei gh e d p ro d u c t	B ot 6 A	P O At tai n m en t	We igh ed pro duc t	B ot 7 A	P O A t t a i n m e n t	We igh ed pro duc t	Wei ght ed Su m of Pos	S u m of Wei gh e d p ro d u c t	Sum of Weig hed prod uct/ Weig hed Sum of POs
P O 1	1.5	0.977	1.466	2.5	0.93	2.33	3	0.977	2.931	2.6	1	2.6	1.8	1	1.8	2.4	1	2.4	13.8	14	0.98
P O 2	3.25	0.977	3.175	2.75	0.93	2.56	3	0.977	2.931	2.8	1	2.8	1.4	1	1.4	1.6	1	1.6	14.8	14	0.98
P O 3	3.75	0.977	3.664	3.25	0.93	3.03	3	0.977	2.931	3	1	3	1.8	1	1.8	1.8	1	1.8	16.6	16	0.98

P O 4	0.2 5	0. 97 7	0.2 44	1 .5	0. 93	1.4	3	0 .9 7 7	2.9 31	3	1	3	2. 4	1	2.4	2 .6	1	2.6	12. 8	1 3	0.99
P O 5	2	0. 97 7	1.9 54	1 .5	0. 93	1.4	3	0 .9 7 7	2.9 31	3	1	3	2. 4	1	2.4	1 .8	1	1.8	13. 7	1 3	0.98
P O 6	1.7 5	0. 97 7	1.7 1	2	0. 93	1.8 6	3	0 .9 7 7	2.9 31	3	1	3	2. 6	1	2.6	2 1	1	2	14. 4	1 4	0.98
B.Sc CBZ EM SEM-IV MSA(IA) Assessment Attainment																					
P O s	Ch em IV	P O At tai n men t	We igh ed pro duc t	C h e m V	P O At tai n men t	We igh ed pro duc t	Z oo I V	P O At tai n men t	We igh ed pro duc t	Z oo V	P O At tai n men t	W ei gh ed p ro d u c t	B ot I V	P O At tai n men t	We igh ed pro duc t	B o t V	P O At tai n men t	We igh ed pro duc t	Wei gh ed Su m of Pos	S u m of Wei gh ed p ro d u c t	Sum of Weig hed prod uct/ Weig hed Sum of POs

P O 1	2.5	0.933	2.333	2.25	0.96	2.15	1.6	0.644	1.03	1.3	0.82	1.069	1.8	1	1.8	1.6	11.1	10	0.9
P O 2	2.5	0.933	2.333	2.25	0.96	2.15	2.2	0.644	1.42	0.84	0.82	0.69	1.3	1	1.3	1.3	10.4	9.2	0.88
P O 3	2.75	0.933	2.566	1.25	0.96	1.2	1.4	0.644	0.9	0.69	0.82	0.567	2	1	2	1.6	9.69	8.8	0.91
P O 4	2.25	0.933	2.099	3	0.96	2.87	1.4	0.644	0.9	1.23	0.82	1.011	2.8	1	2.8	2.6	13.3	12	0.92
P O 5	3	0.933	2.799	2	0.96	1.91	1.8	0.644	1.59	3	0.82	2.466	1.8	1	1.8	2.4	14	13	0.93
P O 6	2	0.933	1.866	1.75	0.96	1.67	1	0.644	0.64	0.77	0.82	0.632	2	1	2	2.6	10.1	9.4	0.93
B.Sc CBZ EM SEM-IV CCAA Assessment Attainment																			

POs	Chem IV	PO Attainment	Weighted product	Chem V	PO Attainment	Weighted product	Zoo I V	PO Attainment	Weighted product	Zoo V	PO Attainment	Weighted product	Bot I V	PO Attainment	Weighted product	Bot V	PO Attainment	Weighted product	Weighted Sum of Pos	Sum of Weighted product	Sum of Weighted product/ Weighted Sum of POs
PO 1	2.5	1	2.5	2.25	1	2.25	1.6	1	1.6	1.3	1	1.3	1.8	1	1.8	1.6	1	1.6	11.1	11	1
PO 2	2.5	1	2.5	2.25	1	2.25	2.2	1	2.2	0.84	1	0.84	1.3	1	1.3	1.3	1	1.3	10.4	10	1
PO 3	2.75	1	2.75	1.25	1	1.25	1.4	1	1.4	0.69	1	0.69	2	1	2	1.6	1	1.6	9.69	9.7	1
PO 4	2.25	1	2.25	3	1	3	1.4	1	1.4	1.23	1	1.23	2.8	1	2.8	2.6	1	2.6	13.3	13	1

P O 5	3	1	3	2	1	2	1.8	1	1.8	3	1	3	1.8	1	1.8	2.4	1	2.4	14	1	4	1
P O 6	2	1	2	1.75	1	1.75	1	1	1	0.77	1	0.77	2	1	2	2.6	1	2.6	10.1	1	0	1
B.Sc CBZ EM SEM-IV FA Assessment Attainment																						
P O s	Ch em IV	P O A t t a i n m e n t	W e i g h t e d p r o d u c t	C h e m V	P O A t t a i n m e n t	W e i g h t e d p r o d u c t	Z o o I V	P O A t t a i n m e n t	W e i g h t e d p r o d u c t	Z o o V	P O A t t a i n m e n t	W e i g h t e d p r o d u c t	B o t I V	P O A t t a i n m e n t	W e i g h t e d p r o d u c t	B o t V	P O A t t a i n m e n t	W e i g h t e d p r o d u c t	W e i g h t e d S u m o f P o s	S u m o f W e i g h t e d p r o d u c t	S u m o f W e i g h t e d p r o d u c t / W e i g h t e d S u m o f P O s	
P O 1	2.5	0.911	2.278	2.25	0.98	2.2	1.6	0.977	1.56	1.3	0.96	1.227	1.8	0.96	1.72	1.6	1	1.6	11.1	1	1	0.96
P O 2	2.5	0.911	2.278	2.2	0.98	2.2	2.2	0.9	2.15	0.84	0.96	0.8	1.3	0.96	1.24	1.3	1	1.3	10.4	1	0	0.96

				2 5				7 7				0 2											
P O 3	2.7 5	0. 91 1	2.5 05	1 .2 5	0. 98	1.2 2	1. 4	0 9 7 7	1.3 7	0. 69	0. 96	0. 6 5 8	2	0. 96	1.9 1	1 .6 1	1.6		9.6 9	9. 3		0.96	
P O 4	2.2 5	0. 91 1	2.0 5	3	0. 98	2.9 3	1. 4	0 9 7 7	1.3 7	1. 23	0. 96	1. 1 7 4	2. 8	0. 96	2.6 7	2 .6 1	2.6		13. 3	1 3		0.96	
P O 5	3	0. 91 1	2.7 33	2	0. 98	1.9 6	1. 8	0 9 7 7	1.7 6	3	0. 96	2. 8 6 5	1. 8	0. 96	1.7 2	2 .4 1	2.4		14	1 3		0.96	
P O 6	2	0. 91 1	1.8 22	1 .7 5	0. 98	1.7 1	1	0 9 7 7	0.9 8	0. 77	0. 96	0. 7 3 5	2	0. 96	1.9 1	2 .6 1	2.6		10. 1	9. 8		0.96	

B.Sc CBZ EM SEM-III MSA(IA) Assessment Attainment

POs	Chem III	PO Attainment	Weighted product	Zo III	PO Attainment	Weighted product	Bot III	PO Attainment	Weighted product	Eng III	PO Attainment	Weighted product	Te III	PO Attainment	Weighted product	Hi III	PO Attainment	Weighted product	W Ag III	S An III	P O Ag III	W ei III	S u III	S u III
-----	----------	---------------	------------------	--------	---------------	------------------	---------	---------------	------------------	---------	---------------	------------------	--------	---------------	------------------	--------	---------------	------------------	----------	----------	------------	----------	---------	---------

																	e n t	d u c t		e n t	d u c t	o f P o s	d p r o d u c t	u c t/ W e i g h t e d S u m o f P O s
PO 1	3	0.8 86	2.658	2.6 6	0.2 8	0.73	2	1	2	2.6	1	2.6	2 .8	1	2.8	2 .3	0	0	2	1	2	1 7. 3 6	1 2. 7 9 2	0.7 36 63 59
PO 2	2.7 5	0.8 86	2.437	1.3 3	0.2 8	0.37	1.3	1	1.3	2.1	1	2.1	1	1	1	2	0	0	2 .5	1	2.5	1 2. 9 8	9. 7 0 4	0.7 47 61 17 1
PO 3	3	0.8 86	2.658	1	0.2 8	0.28	2.2	1	2.2	2.3	1	2.3	1	1	1	2 .6	0	0	1 . 7 5	1	1.7 5	1 3. 8 5	1 0. 1 8 4	0.7 35 30 68 59
PO 4	2.5	0.8 86	2.215	2.8 3	0.2 8	0.78	1.8	1	1.8	2.3	1	2.3	1 .4	1	1.4	2 .3	0	0	1 .5	1	1.5	1 4. 6 3	9. 9 9 6	0.6 83 25 35 89

PO 5	3	0.886	2.658	3	0.28	0.83	2	1	2	2.5	1	2.5	2.8	1	2.8	1.6	0	0	1	1	1	1	1	1.7586	0.741257862	
PO 6	3	0.886	2.658	1	0.28	0.28	2	1	2	2.3	1	2.3	3	1	3	2	0	0	2	1	2	1	1.53	0.726037843		
B.Sc CBZ EM SEM-III CCAA Assessment Attainment																										
POs	Chem III	PO Attainment	Weighted product	Zoo III	PO Attainment	Weighted product	Bot III	PO Attainment	Weighted product	Eng III	PO Attainment	Weighted product	Te III	PO Attainment	Weighted product	H III	PO Attainment	Weighted product	S III	PO Attainment	Weighted product	W III	PO Attainment	Weighted product	Sum of Weighted product/Weighted Sum of POs	Sum of Weighted product/Weighted Sum of POs

PO 1	3	1	3	2.6 6	0.9 8	2.6	2	1	2	2.6	1	2.6	2 .8	1	2.8	2 .3	0	0	2	1	2	1 7. 3 6	1 5. 0 29 6 1	0.8 64 11 03
PO 2	2.7 5	1	2.75	1.3 3	0.9 8	1.3	1.3	1	1.3	2.1	1	2.1	1	1	1	2	0	0	2 .5	1	2. 5	1 2. 9 8	1 0. 9 5 47	0.8 43 60 55 47
PO 3	3	1	3	1	0.9 8	0.98	2.2	1	2.2	2.3	1	2.3	1	1	1	2 .6	0	0	1 7 5	1	1. 7 5	1 3. 8 5	1 1. 2 59 8 21	0.8 10 68 21
PO 4	2.5	1	2.5	2.8 3	0.9 8	2.77	1.8	1	1.8	2.3	1	2.3	1 .4	1	1.4	2 .3	0	0	1 .5	1	1. 5	1 4. 6 3 7	1 2. 2 25 7 7	0.8 38 48 25 7
PO 5	3	1	3	3	0.9 8	2.93	2	1	2	2.5	1	2.5	2 .8	1	2.8	1 .6	0	0	1	1	1	1 5. 9	1 2 3 4 26	0.8 95 22 01 26
PO 6	3	1	3	1	0.9 8	0.98	2	1	2	2.3	1	2.3	3	1	3	2	0	0	2	1	2	1 5. 3	1 3. 2 7 31 8 37	0.8 67 84 31 37
B.Sc CBZ EM SEM-III FA Assessment Attainment																								

POs	Chem III	PO Attainment	Weighted product	Zo III	PO Attainment	Weighted product	Bot III	PO Attainment	Weighted product	Eng III	PO Attainment	Weighted product	Tel III	PO Attainment	Weighted product	Hin III	PO Attainment	Weighted product	San III	PO Attainment	Weighted product	Weighted Sum of Pos	Sum of Weighted product/ Weighted Sum of Pos
PO 1	3	0.591	1.773	2.66	0.94	2.49	2	0.957	1.91	2.6	0.9	2.8	2.6	1	2.6	2.3	0	0	2	1	2	17.16	3.91142191
PO 2	2.75	0.591	1.625	1.33	0.94	1.24	1.3	0.957	1.24	2.1	0.9	2.3	2.1	1	2.1	2	0	0	2.5	1	2.5	14.08	1.01732382

PO 3	3	0.591	1.773	1	0.94	0.94	2.2	0.957	2.11	2.3	0.9	2.5	2.3	1	2.3	2.6	0	0	1.75	1	1.75	1.515	1.364	0.7091
PO 4	2.5	0.591	1.478	2.83	0.94	2.65	1.8	0.957	1.72	2.3	0.9	2.5	2.3	1	2.3	2.3	0	0	1.5	1	1.5	1.553	2.148	0.7227946
PO 5	3	0.591	1.773	3	0.94	2.81	2	0.957	1.91	2.5	0.9	2.7	2.5	1	2.5	1.6	0	0	1	1	1	1.56	2.695	0.813782051
PO 6	3	0.591	1.773	1	0.94	0.94	2	0.957	1.91	2.3	0.9	2.5	2.3	1	2.3	2	0	0	2	1	2	1.46	1.423	0.71436
B.Sc CBZ EM SEM-II MSA(IA) Assessment Attainment																								
POs	Chem II	PO Attainment	Weighted product	Zo II	PO Attainment	Weighted product	Bot II	PO Attainment	Weighted product	Eng II	PO Attainment	Weighted product	Te I I	PO Attainment	Weighted product	Hi I I	PO Attainment	Weighted product	San I I	PO Attainment	Weighted product	Weighted Sum of Pos	Sum of Weighted product/	

																										Weighted Sum of POs
PO 1	2.25	0.922	2.075	2.1	0.55	1.15	1.4	1	1.4	2.3	0.9	2.5	2.8	1	2.8	2.5	0	0	2.5	1	2.5	1	5.85	1	0.7849	
PO 2	2.5	0.922	2.305	1	0.55	0.55	1.8	1	1.8	2.3	0.9	2.5	2.2	1	2.2	2.3	0	0	2.5	1	2.5	1	4.64	1	0.811917808	
PO 3	2	0.922	1.844	1.6	0.55	0.88	1.4	1	1.6	2.1	0.9	2.3	1.2	1	1.2	2.5	0	0	1.75	1	1.75	1	5.54	9.	0.762741036	
PO 4	1.75	0.922	1.614	2.6	0.55	1.43	1.6	1	2	2.1	0.9	2.3	1.8	1	1.8	2.5	0	0	1.5	1	1.5	1	3.51	1	0.7971048614	
PO 5	2.7	0.922	2.489	3	0.55	1.98	2	1	2	2.3	0.9	2.5	3	1	3	2.3	0	0	1	1	1	1	6.39	1	0.729542	

																					8	3	12	
																					5	5	93	
PO 2	2.5	1	2.5	1	1	1	1.8	1	1.8	2.3	1	2.3	2 . 2	1	2.2	2 . 3	0	0	2 . 5	1	2.5	1 4. 6	1 2. 3	0.8 42 46 57 53
PO 3	2	1	2	1.6	1	1.6	1.4	1	1.4	2.1	1	2.1	1 . 2	1	1.2	2 . 5	0	0	1 . 7 5	1	1.7 5	1 2. 5 5	1 0. 0 5	0.8 00 79 68 13
PO 4	1.7 5	1	1.75	2.6	1	2.6	1.6	1	1.6	2.1	1	2.1	1 . 8	1	1.8	2	0	0	1 . 5	1	1.5	1 3. 3 5	1 1. 3 5	0.8 50 18 72 66
PO 5	2.7	1	2.7	3	1	3	2	1	2	2.3	1	2.3	3	1	3	2 . 3	0	0	1	1	1	1 6. 3	1 4	0.8 58 89 57 06
PO 6	1.7 5	1	1.75	1	1	1	2	1	2	2.3	1	2.3	3	1	3	2	0	0	2	1	2	1 4. 0 5	1 2. 0 5	0.8 57 65 12 46
B.Sc CBZ EM SEM-II FA Assessment Attainment																								

POs	Chem II	PO Attainment	Weighted product	Zo II	PO Attainment	Weighted product	Bot II	PO Attainment	Weighted product	Eng II	PO Attainment	Weighted product	Te I I I	PO Attainment	Weighted product	H i n I I	P O A t t a i n m e n t	W e i g h t e d p r o d u c t	S a n I I	P O A t t a i n m e n t	W e i g h t e d p r o d u c t	W e i g h t e d S u m o f P o s	S u m o f W e i g h t e d p r o d u c t	S u m o f W e i g h t e d S u m o f P O s
PO 1	2.25	0.843	1.897	2.1	0.98	2.06	1.4	0.921	1.29	2.3	0.8	2.8	2.3	1	2.3	2.5	0	0	2.5	1	2.5	15.35	12.844	0.8763
PO 2	2.5	0.843	2.108	1	0.98	0.98	1.8	0.921	1.66	2.3	0.8	2.8	2.3	1	2.3	2.3	0	0	2.5	1	2.5	14.7	12.346	0.885034

PO 3	2	0.843	1.686	1.6	0.98	1.57	1.4	0.921	1.29	2.1	0.8	2.6	2.1	1	2.1	2.5	0	0	1.75	1.75	1.345	1.0993	0.8356
PO 4	1.75	0.843	1.475	2.6	0.98	2.55	1.6	0.921	1.47	2.1	0.8	2.6	2.1	1	2.1	2.0	0	0	1.5	1.5	1.365	1.1697	0.856893773
PO 5	2.7	0.843	2.276	3	0.98	2.94	2	0.921	1.84	2.3	0.8	2.8	2.3	1	2.3	2.3	0	0	1.1	1.1	1.568	1.1158	0.8343461538
PO 6	1.75	0.843	1.475	1	0.98	0.98	2	0.921	1.84	2.3	0.8	2.8	2.3	1	2.3	2.0	0	0	2.1	2.2	1.335	1.1397	0.853707865

B.Sc CBZ EM SEM-I MSA(IA) Assessment Attainment

POs	Chem I	PO Attainment	Weighted product	Zo I	PO Attainment	Weighted product	Bot I	PO Attainment	Weighted product	Eng I	PO Attainment	Weighted product	Te I	PO Attainment	Weighted product	Hi I	PO Attainment	Weighted product	Sa I	PO Attainment	Weighted product	Weighted Sum of P	Sum of Weighted product/
-----	--------	---------------	------------------	------	---------------	------------------	-------	---------------	------------------	-------	---------------	------------------	------	---------------	------------------	------	---------------	------------------	------	---------------	------------------	-------------------	--------------------------

																		Product	Product	Product	Product	Product	Weighted Sum of POs
PO 1	1.66	1	1.66	1.6	0.93	1.49	1.4	1	1.4	2.6	0.9	2.8	2.6	1	2.6	2.6	0.66	1.7	2.75	1	2.75	1.4361	
PO 2	2.33	1	2.33	2.2	0.93	2.05	1.8	1	1.8	2.5	0.9	2.7	2.2	1	2.2	2.5	0.66	1.6	1.25	1	1.25	1.3921	
PO 3	2.66	1	2.66	1.4	0.93	1.3	1.6	1	1.6	2.5	0.9	2.7	1.8	1	1.8	2.6	0.66	1.7	1.5	1	1.5	1.4262	
PO 4	0.66	1	0.66	1.4	0.93	1.3	2	1	2	2.5	0.9	2.7	2.8	1	2.8	2.6	0.66	1.7	2.5	1	2.5	1.4632	
PO 5	2.66	1	2.66	3	0.93	2.79	2	1	2	2.3	0.9	2.5	3	1	3	2.3	0.66	1.5	1	1	1	1.518	

																6						2	4	45
																6						6	4	50
PO	2.6	1	2.66	1.8	0.9	1.67	2	1	2	2.6	0.9	2.8	3	1	3	2	0	1.	2	1	2	1	5.	0.9
6	6				3										6	.6	7	2	1	2	6	8	42	
																6	6				6	3	01	
																					6	4	68	

B.Sc CBZ EM SEM-I CCAA Assessment Attainment

POs	Chem I	PO Attainment	Weighted product	Zoology	PO Attainment	Weighted product	Botany	PO Attainment	Weighted product	Eng I	PO Attainment	Weighted product	Te I	PO Attainment	Weighted product	H I	PO Attainment	Weighted product	SA I	PO Attainment	Weighted product	Weighted Sum of Pos	Sum of Weighted product/Weighted Sum of Pos	
PO 1	1.66	1	1.66	1.6	1	1.6	1.4	1	1.4	2.6	1	2.6	2	1	2.6	2	0	1.	2	1	2.75	1	1	0.9
	6												6			6	.	7	.		5	4.	82	

																6 6		7 5			2 1	3 1	84 02	
PO 2	2.3 3	1	2.33	2.2	1	2.2	1.8	1	1.8	2.5	1	2.5	2 .2	1	2.2	2 .5	0 .6 6	1. 6	1 .2 5	1	1. 2 5	1 4. 7 8	1 3. 8 8	0.9 39 10 69 01
PO 3	2.6 6	1	2.66	1.4	1	1.4	1.6	1	1.6	2.5	1	2.5	1 .8	1	1.8	2 .6	0 .6 6	1. 7	1 .5	1	1. 5	1 4. 0 6	1 3. 1 6	0.9 35 98 86 2
PO 4	0.6 6	1	0.66	1.4	1	1.4	2	1	2	2.5	1	2.5	2 .8	1	2.8	2 .6	0 .6 6	1. 7	2 .5	1	2. 5	1 4. 4 6	1 3. 5 6	0.9 37 75 93 36
PO 5	2.6 6	1	2.66	3	1	3	2	1	2	2.3	1	2.3	3	1	3	2 .3	0 .6 6	1. 5	1	1	1	1 6. 2 6	1 5. 4 6	0.9 50 79 95 08
PO 6	2.6 6	1	2.66	1.8	1	1.8	2	1	2	2.6	1	2.6	3	1	3	2 .6	0 .6 6	1. 7	2	1	2	1 6. 6 6	1 5. 7 6	0.9 45 97 83 91
B.Sc CBZ EM SEM-I FA Assessment Attainment																								

POs	Chem I	PO Attainment	Weighted product	Zo I	PO Attainment	Weighted product	Bot I	PO Attainment	Weighted product	Eng I	PO Attainment	Weighted product	Te I	PO Attainment	Weighted product	Hin I	PO Attainment	Weighted product	San I	PO Attainment	Weighted product	Weighted Sum of Pos	Sum of Weighted product/ Weighted Sum of Pos
PO 1	1.66	0.519	0.862	1.6	0.85	1.36	1.4	0.925	1.3	2.6	0.9	2.8	2.6	0.97	2.52	2.66	0.66	1.7	2.75	1	2.75	15.21	13.73
PO 2	2.33	0.519	1.209	2.2	0.85	1.87	1.8	0.925	1.67	2.5	0.9	2.7	2.5	0.97	2.42	2.56	0.66	1.6	1.25	1	1.25	15.08	12.43

PO 3	2.6 6	0.5 19	1.381	1.4	0.8 5	1.19	1.6	0.9 25	1.48	2.5	0.9	2.7	2 .5	0.9 7	2.42	2 .6	0 .6 6	1. 7	1 .5	1	1.5	1 4. 7 6	1 2. 3 7 1	0.8 38 14 36 31
PO 4	0.6 6	0.5 19	0.343	1.4	0.8 5	1.19	2	0.9 25	1.85	2.5	0.9	2.7	2 .5	0.9 7	2.42	2 .6	0 .6 6	1. 7	2 .5	1	2.5	1 4. 1 6	1 2. 7 0 3	0.8 97 10 45 2
PO 5	2.6 6	0.5 19	1.381	3	0.8 5	2.55	2	0.9 25	1.85	2.3	0.9	2.5	2 .3	0.9 7	2.23	2 .3	0 .6 6	1. 5	1	1	1	1 5. 5 6	1 3. 0 1 1	0.8 36 18 25 19
PO 6	2.6 6	0.5 19	1.381	1.8	0.8 5	1.53	2	0.9 25	1.85	2.6	0.9	2.8	2 .6	0.9 7	2.52	2 .6	0 .6 6	1. 7	2	1	2	1 6. 2 6	1 3. 7 8 1	0.8 47 53 99 75

B.Sc CBZ EM CCAA final Co-Po Attainment


Sum of Weighed product/ Weighted Sum of Pos I Semester	Sum of Weighed product/ Weighted Sum of Pos II Semester	Sum of Weighed product/ Weighted Sum of Pos III Semester	Sum of Weighed product/ Weighted Sum of Pos IV Semester	Sum of Weighed product/ Weighted Sum of Pos V Semester	Average of Pos Attained	% of Attainment
0.940828	0.842271	0.864113	1	1	0.929442	92.94
0.939107	0.842466	0.843606	1	1	0.925036	92.50
0.935989	0.800797	0.810686	1	1	0.909494	90.95
0.937759	0.850187	0.838483	1	1	0.925286	92.53
0.9508	0.858896	0.89522	1	1	0.940983	94.10
0.945978	0.857651	0.867843	1	1	0.934294	93.43


B.Sc CBZ EM MSA final Co-Po Attainment

Sum of Weighed product/ Weighted Sum of Pos I Semester	Sum of Weighed product/ Weighted Sum of Pos II Semester	Sum of Weighed product/ Weighted Sum of Pos III Semester	Sum of Weighed product/ Weighted Sum of Pos IV Semester	Sum of Weighed product/ Weighted Sum of Pos V Semester	Average of Pos Attained	% of Attainment
0.946614	0.784095	0.736866	0.903439	0.957174	0.865638	86.56
0.942219	0.811918	0.747612	0.884504	0.955203	0.868291	86.83
0.943243	0.762741	0.735307	0.911146	0.956566	0.861801	86.18
0.944813	0.797109	0.683254	0.924623	0.959059	0.861772	86.18
0.950185	0.795423	0.741258	0.926357	0.958978	0.87444	87.44
0.95042	0.830107	0.799608	0.930336	0.958885	0.893871	89.39

B.Sc CBZ EM FA final Co-Po Attainment

Sum of Weighed product/ Weighted Sum of Pos I Semester	Sum of Weighed product/ Weighted Sum of Pos II Semester	Sum of Weighed product/ Weighted Sum of Pos III Semester	Sum of Weighed product/ Weighted Sum of Pos IV Semester	Sum of Weighed product/ Weighted Sum of Pos V Semester	Average of Pos Attained	% of Attainment
0.87357	0.836769	0.791142	0.95819	0.980217	0.887978	88.80
0.843103	0.83985	0.782173	0.959673	0.977635	0.880487	88.05
0.838144	0.817353	0.750099	0.955934	0.977349	0.867776	86.78
0.897105	0.856894	0.782228	0.96378	0.986118	0.897225	89.72
0.836183	0.843462	0.813782	0.959357	0.984161	0.887389	88.74
0.84754	0.853708	0.782397	0.964032	0.982927	0.886121	88.61


 Signature of the Lecturer in charge
Sectional-in-Charge,
 DEPARTMENT OF ZOOLOGY
 A.S.D. GOVT. COLLEGE FOR WOMEN
 KAKINADA-2


 Principal
**PRINCIPAL
 A.S.D. GOVT. DEGREE COLLEGE (W)
 AUTONOMOUS
 KAKINADA**



A.S.D. Government Degree College for Women (Autonomous)

Kakinada

(Accredited by NAAC With "B" Grade in cycle 3)

(Affiliated to Adikavi Nannaya University, Rajamahendravaram)



2021-22 ADMITTED BATCH CO-POS ATTAINMENTS

ATTAINMENTS FOR B.SC.,(CZAqt)

2023-24

ASD GOVERNMENT DEGREE COLLEGE (W) (A), KAKINADA
Department of English
Mapping Course Outcomes 2021-22 admitted batch with Programme Outcomes

SEM-I: A COURSE IN COMMUNICATION AND SOFT SKILLS
(B.A. /B. Com./B. Sc.)

Course Outcomes:

- Recognise the importance of Communication in English (CO1)
- Relate English language communication in day-to-day situations, academics and professions. (CO2)
- Summarise the uses of Soft Skills in professional and daily life. (CO3)
- Use English receptive and productive skills (CO3)
- Use grammar effectively in writing and speaking (CO3)
- Use the tools of communication skills confidently. (CO3)
- Correlate apt vocabulary in written and speech compositions. (CO4)
- Relate English communication to real-life situations. (CO5)
- Design personal/institutional SWOT analysis. (CO6)

Bachelor of Arts (B. A.):

PO1: Critical Thinking: Take informed actions after identifying the assumptions that frame our thinking and actions, checking out the degree to which these assumptions are accurate and valid, and looking at our ideas and decisions (intellectual, organizational, and personal) from different perspectives

PO2: Effective Communication: Speak, read, write and listen clearly in person and through electronic media in English and in one Indian language, and make meaning of the world by connecting people, ideas, books, media and technology.

PO3: Social Interaction: Elicit views of others, mediate disagreements and help reach conclusions in group settings.

PO4: Effective Citizenship: Demonstrate empathetic social concern and equity centered national development, and the ability to act with an informed awareness of issues and participate in civic life through volunteering.

PO5: Ethics: Recognize different value systems including your own, understand the moral dimensions of your decisions, and accept responsibility for them.

PO6: Environment and Sustainability: Understand the issues of environmental contexts and sustainable development.

PO7: Self-directed and Life-long Learning: Acquire the ability to engage in independent and life-long learning in the broadest context socio-technological changes.

	PO1	PO2	PO3	PO4	PO5	PO6	PO7
CO1	2	2	2	3	2	2	2
CO2	2	3	2	3	2	2	3
CO3	2	3	3	3	2	2	2
CO4	3	3	2	2	3	2	3
CO5	3	3	3	3	2	2	2
CO6	2	2	3	2	3	2	3
Average	2.3	2.6	2.5	2.6	2.3	2	2.5

Bachelor of Commerce (B. Com: General, Vocational):

PO1: To provide conceptual knowledge and application skills in the domain of commerce studies

PO2: To sharpen students' analytical and decision-making skills

PO3: To provide a good foundation to students who plan to pursue professional courses like CA, ICWA, ICFA and MBA

PO4: To develop entrepreneurship and managerial skills in students so as to enable them to establish and manage their business establishments effectively.

PO5: To facilitate students with skills and abilities to become competent and competitive to be assured of good career and job placements.

	PO1	PO2	PO3	PO4	PO5
CO1	1	1	2	2	2
CO2	2	2	2	3	2
CO3	2	3	2	3	3
CO4	2	2	3	2	2
CO5	2	3	2	3	3
CO6	2	3	2	2	3
Average	1.8	2.3	2.1	2.5	2.5

Bachelor of Science (B.Sc.):

PO1: Effective Communication: To communicate Scientific idea and attract more opportunities and also to enhance problem solving, Negotiation skills and productivity skills.

PO2: Effective Citizenship: To develop individual behavior and influence Society and social structure, work with a sense of responsibility towards social awareness, follow the Ethical standards in the society and to demonstrate and discuss the ethical conduct in scientific activities.

PO3: Environment & Sustainability: To understand the impact of science in social and environmental contexts and to apply the knowledge gain for attaining sustainable Development.

PO4: Critical Thinking: To interpret Evaluate and analyze the facts while solving problems and making decisions.

PO5: Higher Progression: To apply knowledge and skills acquired in progressing towards higher education.

PO6: Employability Skills: To Create potential work force by imparting the skill based Education required to achieve Employment.

	PO1	PO2	PO3	PO4	PO5	PO6
CO1	2	3	2	3	2	3
CO2	3	2	3	3	2	3
CO3	2	2	3	2	2	2
CO4	3	3	2	2	2	3
CO5	3	2	2	3	3	2
CO6	3	3	3	2	3	3
Average	2.6	2.5	2.5	2.5	2.3	2.6

SEM-II: A COURSE IN READING AND WRITING SKILLS

(B.A. /B. Com./B. Sc.)

- Recognise the importance of Reading Skills (CO1)
- Compare and contrast different types of reading skills (CO2)
- Comprehend different texts ranging from fictitious inputs to authentic materials. (CO2)
- Paraphrase or summarise the lectures or written composition. (CO3)
- Use reading skills effectively (CO4)
- Use good writing strategies (CO4)
- Interpret different types of texts (CO4)
- Analyse what is being read (CO4)
- Build up a repository of active vocabulary and relate them to meet the purposes (CO4)
- Design constructive writing scripts based on needs (CO5)
- Develop varieties of writing compositions according to academic/social/professional needs (CO6)

Bachelor of Arts (B. A.):

	PO1	PO2	PO3	PO4	PO5	PO6	PO7
CO1	2	2	3	3	3	2	3
CO2	3	1	2	2	1	2	3
CO3	3	2	3	3	3	2	2
CO4	2	3	2	3	2	3	1
CO5	3	3	1	2	3	3	2
CO6	3	3	2	2	2	3	1
Average	2.6	2.3	2.1	2.5	2.3	2.5	2.6

Bachelor of Commerce (B. Com: General, Vocational):

	PO1	PO2	PO3	PO4	PO5
CO1	3	2	2	2	2
CO2	1	2	2	2	2
CO3	3	3	3	1	3
CO4	2	1	3	2	1
CO5	3	2	2	2	3
CO6	2	3	3	2	2
Average	2.3	2.1	2.3	1.83	2.1

Bachelor of Science (B.Sc.):

	PO1	PO2	PO3	PO4	PO5	PO6
CO1	2	2	2	2	2	3
CO2	3	2	3	1	2	1
CO3	3	3	2	2	2	2
CO4	2	3	1	3	3	3
CO5	2	3	3	2	2	2
CO6	2	2	2	3	3	3
	2.3	2.3	2.1	2.1	2.3	2.3

SEM-III: A COURSE IN CONVERSATIONAL SKILLS

(B.A. /B. Com./B. Sc.)

- Identify the strategies to improve conversant skills. (CO1)
- Understand the use of English in social interactions. (CO2)
- Understand how to make effective speeches/give constructive responses in interviews. (CO2)
- Apply conversational skills in academic/social/professional contexts in the form of interactions and interviews. (CO3)
- Use language skills accurately and fluently (CO3)
- Develop and demonstrate critical thinking skills and professional discourse (CO4)
- Compose various conversational skills and their usage in real-life situations. (CO5)
- Relate the given textual inputs to real-life situations (CO6)

Bachelor of Arts (B. A.):

	PO1	PO2	PO3	PO4	PO5	PO6	PO7
CO1	3	2	3	2	2	2	2
CO2	1	3	1	2	2	3	2
CO3	2	2	3	3	1	2	3
CO4	3	1	2	1	3	3	2
CO5	3	3	1	3	2	3	3
CO6	2	2	2	2	3	2	3
Average	2.3	2.1	1.8	2.1	2.1	2.5	2.5

Bachelor of Commerce (B. Com: General, Vocational):

	PO1	PO2	PO3	PO4	PO5
CO1	2	2	2	1	2
CO2	2	2	3	2	3
CO3	2	3	2	3	3
CO4	3	3	3	3	3
CO5	3	3	2	3	3
CO6	3	3	3	2	2
Average	2.5	2.6	2.5	2.3	2.6

Bachelor of Science (B.Sc.):

	PO1	PO2	PO3	PO4	PO5	PO6
CO1	3	2	1	2	2	2
CO2	3	2	2	2	2	2
CO3	2	2	3	2	3	3
CO4	3	3	2	3	2	2
CO5	3	2	3	3	3	2
CO6	2	2	3	2	3	3
Average	2.6	2.1	2.3	2.3	2.5	2.3

Attainment Level of English - Semester I:

Courses	No. of Students attended	No. of Students Attained			CO_DA CCAA	CO_IA MSA	CO_FA FA
		CCAA(2)	MSA(3)	FA(4)			
	(1)	CCAA(2)	MSA(3)	FA(4)	2/1	3/1	4/1
B.COM C.A	36	36	36	32	1	1	0.8
B.COM EM1	60	60	59	57	1	0.9	0.9
B.COM EM2	45	45	45	41	1	1	0.9
CBHC	29	29	29	28	1	1	0.9
CBMB	23	23	23	20	1	1	0.8
CBZ -EM	57	57	54	55	1	0.9	0.9
CZAqt	27	27	27	27	1	1	1
HEP EM	56	56	52	50	1	0.9	0.8
H.Sc	30	30	30	28	1	1	0.9
MPC E.M	51	51	49	50	1	0.9	0.9
MPCs	60	60	58	59	1	0.9	0.9
IHP	11	11	10	09	1	0.9	0.6

Attainment Level of English - Semester II:

Courses	No. of Students attended	No. of Students Attained			CO_DA CCAA	CO_IA MSA	CO_FA FA
		CCAA(2)	MSA(3)	FA(4)			
	(1)	CCAA(2)	MSA(3)	FA(4)	2/1	3/1	4/1
B.COM C.A	33	33	33	33	1	1	1
B.COM EM1	54	54	50	48	1	0.9	0.8
B.COM EM2	40	40	40	38	1	1	0.9
CBHC	29	29	29	19	1	1	0.6
CBMB	20	20	20	17	1	1	0.8
CBZ -EM	51	51	46	44	1	0.9	0.8
CZAqt	26	26	26	24	1	1	0.9
HEP EM	50	50	46	40	1	0.9	0.8
H.Sc	25	25	25	22	1	1	0.8
MPC E.M	42	42	40	37	1	0.9	0.8
MPCs	56	56	54	55	1	0.9	0.9
IHP	9	9	8	6	1	0.8	0.6

Attainment Level of English - Semester III:

Courses	No. of Students attended	No. of Students Attained			CO_DA CCAA	CO_IA MSA	CO_FA FA
		CCAA(2)	MSA(3)	FA(4)			
	(1)	CCAA(2)	MSA(3)	FA(4)	2/1	3/1	4/1
B.COM C.A	33	33	33	33	1	1	1
B.COM EM1	51	51	50	50	1	0.9	0.9
B.COM EM2	40	40	40	39	1	1	0.9
CBHC	26	26	26	26	1	1	1
CBMB	17	17	17	17	1	1	1
CBZ -EM	47	47	47	45	1	1	0.9
CZAqt	26	26	26	26	1	1	1
HEP EM	48	48	48	45	1	1	0.9
H.Sc	23	23	23	22	1	1	0.9
MPC E.M	39	39	39	38	1	1	0.9
MPCs	55	55	55	54	1	1	0.9
THP	7	7	6	6	1	0.8	0.8

B.Sc CBHC SEM-I,II & III CCAA Assessment Attainment

PO's	ENG SEM I Paper I	PO Attainment	Weighted product	ENG SEM II Paper-II	PO Attainment	Weighted product	ENG SEM III Paper-III	PO Attainment	Weighted product
PO1	2.6	1	2.6	2.3	1	2.3	2.6	1	2.6
PO2	2.5	1	2.5	2.3	1	2.3	2.1	1	2.1
PO3	2.5	1	2.5	2.1	1	2.1	2.3	1	2.3
PO4	2.5	1	2.5	2.1	1	2.1	2.3	1	2.3
PO5	2.3	1	2.3	2.3	1	2.3	2.5	1	2.5
PO6	2.6	1	2.6	2.3	1	2.3	2.3	1	2.3

B.Sc CBHC SEM I,II& III MSA(IA) Attainment

PO's	ENG SEM I Paper I	PO Attainment	Weighted product	ENG SEM II Paper-II	PO Attainment	Weighted product	ENG SEM III Paper-III	PO Attainment	Weighted product
PO1	2.6	1	2.6	2.3	1	2.3	2.6	1	2.6
PO2	2.5	1	2.5	2.3	1	2.3	2.1	1	2.1
PO3	2.5	1	2.5	2.1	1	2.1	2.3	1	2.3
PO4	2.5	1	2.5	2.1	1	2.1	2.3	1	2.3
PO5	2.3	1	2.3	2.3	1	2.3	2.5	1	2.5
PO6	2.6	1	2.6	2.3	1	2.3	2.3	1	2.3

B.Sc CBHC SEM I, II & III FA Attainment

PO's	ENG SEM I Paper I	PO Attainment	Weighted product	ENG SEM II Paper-II	PO Attainment	Weighted product	ENG SEM III Paper-III	PO Attainment	Weighted product
PO1	2.6	0.9	2.8	2.3	0.6	3.8	2.6	1	2.6
PO2	2.5	0.9	2.7	2.3	0.6	3.8	2.1	1	2.1
PO3	2.5	0.9	2.7	2.1	0.6	3.5	2.3	1	2.3
PO4	2.5	0.9	2.7	2.1	0.6	3.5	2.3	1	2.3
PO5	2.3	0.9	2.5	2.3	0.6	3.8	2.5	1	2.5
PO6	2.6	0.9	2.8	2.3	0.6	3.8	2.3	1	2.3

B.Sc CBMB SEM- I,II & III CCAA Assessment Attainment

PO's	ENG SEM I Paper I	PO Attainment	Weighted product	ENG SEM II Paper-II	PO Attainment	Weighted product	ENG SEM III Paper-III	PO Attainment	Weighted product
PO1	2.6	1	2.6	2.3	1	2.3	2.6	1	2.6
PO2	2.5	1	2.5	2.3	1	2.3	2.1	1	2.1
PO3	2.5	1	2.5	2.1	1	2.1	2.3	1	2.3
PO4	2.5	1	2.5	2.1	1	2.1	2.3	1	2.3
PO5	2.3	1	2.3	2.3	1	2.3	2.5	1	2.5
PO6	2.6	1	2.6	2.3	1	2.3	2.3	1	2.3

B.Sc CBMB SEM I,II& III MSA(IA) Attainment

PO's	ENG SEM I Paper I	PO Attainment	Weighted product	ENG SEM II Paper-II	PO Attainment	Weighted product	ENG SEM III Paper-III	PO Attainment	Weighted product
PO1	2.6	1	2.6	2.3	1	2.3	2.6	1	2.6
PO2	2.5	1	2.5	2.3	1	2.3	2.1	1	2.1
PO3	2.5	1	2.5	2.1	1	2.1	2.3	1	2.3
PO4	2.5	1	2.5	2.1	1	2.1	2.3	1	2.3
PO5	2.3	1	2.3	2.3	1	2.3	2.5	1	2.5
PO6	2.6	1	2.6	2.3	1	2.3	2.3	1	2.3

B.Sc CBMB SEM I, II & III FA Attainment

PO's	ENG SEM I Paper I	PO Attainment	Weighted product	ENG SEM II Paper-II	PO Attainment	Weighted product	ENG SEM III Paper-III	PO Attainment	Weighted product
PO1	2.6	0.8	3.2	2.3	0.8	2.8	2.6	1	2.6
PO2	2.5	0.8	3.1	2.3	0.8	2.8	2.1	1	2.1
PO3	2.5	0.8	3.1	2.1	0.8	2.6	2.3	1	2.3
PO4	2.5	0.8	3.1	2.1	0.8	2.6	2.3	1	2.3
PO5	2.3	0.8	2.8	2.3	0.8	2.8	2.5	1	2.5
PO6	2.6	0.8	3.2	2.3	0.8	2.8	2.3	1	2.3

B.Sc CBZ E.M SEM- I,II & III CCA Assessment Attainment

PO's	ENG SEM I Paper I	PO Attainment	Weighted product	ENG SEM II Paper-II	PO Attainment	Weighted product	ENG SEM III Paper-III	PO Attainment	Weighted product
PO1	2.6	1	2.6	2.3	1	2.3	2.6	1	2.6
PO2	2.5	1	2.5	2.3	1	2.3	2.1	1	2.1
PO3	2.5	1	2.5	2.1	1	2.1	2.3	1	2.3
PO4	2.5	1	2.5	2.1	1	2.1	2.3	1	2.3
PO5	2.3	1	2.3	2.3	1	2.3	2.5	1	2.5
PO6	2.6	1	2.6	2.3	1	2.3	2.3	1	2.3

B.Sc CBZ E.M SEM I,II& III MSA(IA) Attainment

PO's	ENG SEM I Paper I	PO Attainment	Weighted product	ENG SEM II Paper-II	PO Attainment	Weighted product	ENG SEM III Paper-III	PO Attainment	Weighted product
PO1	2.6	0.9	2.8	2.3	0.9	2.5	2.6	1	2.6
PO2	2.5	0.9	2.7	2.3	0.9	2.5	2.1	1	2.1
PO3	2.5	0.9	2.7	2.1	0.9	2.3	2.3	1	2.3
PO4	2.5	0.9	2.7	2.1	0.9	2.3	2.3	1	2.3
PO5	2.3	0.9	2.5	2.3	0.9	2.5	2.5	1	2.5
PO6	2.6	0.9	2.8	2.3	0.9	2.5	2.3	1	2.3

B.Sc CBZ E.M SEM I, II & III FA Attainment

PO's	ENG SEM I Paper I	PO Attainment	Weighted product	ENG SEM II Paper-II	PO Attainment	Weighted product	ENG SEM III Paper-III	PO Attainment	Weighted product
PO1	2.6	0.9	2.8	2.3	0.8	2.8	2.6	0.9	2.8
PO2	2.5	0.9	2.7	2.3	0.8	2.8	2.1	0.9	2.3
PO3	2.5	0.9	2.7	2.1	0.8	2.6	2.3	0.9	2.5
PO4	2.5	0.9	2.7	2.1	0.8	2.6	2.3	0.9	2.5
PO5	2.3	0.9	2.5	2.3	0.8	2.8	2.5	0.9	2.7
PO6	2.6	0.9	2.8	2.3	0.8	2.8	2.3	0.9	2.5

B.Sc CZAQt SEM- I, II & III CCAA Assessment Attainment

PO's	ENG SEM I Paper I	PO Attainment	Weighted product	ENG SEM II Paper-II	PO Attainment	Weighted product	ENG SEM III Paper-III	PO Attainment	Weighted product
PO1	2.6	1	2.6	2.3	1	2.3	2.6	1	2.6
PO2	2.5	1	2.5	2.3	1	2.3	2.1	1	2.1
PO3	2.5	1	2.5	2.1	1	2.1	2.3	1	2.3
PO4	2.5	1	2.5	2.1	1	2.1	2.3	1	2.3
PO5	2.3	1	2.3	2.3	1	2.3	2.5	1	2.5
PO6	2.6	1	2.6	2.3	1	2.3	2.3	1	2.3

B.Sc CZAQt SEM I, II & III MSA(IA) Attainment

PO's	ENG SEM I Paper I	PO Attainment	Weighted product	ENG SEM II Paper-II	PO Attainment	Weighted product	ENG SEM III Paper-III	PO Attainment	Weighted product
PO1	2.6	1	2.6	2.3	1	2.3	2.6	1	2.6
PO2	2.5	1	2.5	2.3	1	2.3	2.1	1	2.1
PO3	2.5	1	2.5	2.1	1	2.1	2.3	1	2.3
PO4	2.5	1	2.5	2.1	1	2.1	2.3	1	2.3
PO5	2.3	1	2.3	2.3	1	2.3	2.5	1	2.5
PO6	2.6	1	2.6	2.3	1	2.3	2.3	1	2.3

B.Sc CZAQt SEM I, II & III FA Attainment

PO's	ENG SEM I Paper I	PO Attainment	Weighted product	ENG SEM II Paper-II	PO Attainment	Weighted product	ENG SEM III Paper-III	PO Attainment	Weighted product
PO1	2.6	1	2.6	2.3	0.9	2.5	2.6	1	2.6
PO2	2.5	1	2.5	2.3	0.9	2.5	2.1	1	2.1
PO3	2.5	1	2.5	2.1	0.9	2.3	2.3	1	2.3
PO4	2.5	1	2.5	2.1	0.9	2.3	2.3	1	2.3
PO5	2.3	1	2.3	2.3	0.9	2.5	2.5	1	2.5
PO6	2.6	1	2.6	2.3	0.9	2.5	2.3	1	2.3

Signature



V. N. D.
PRINCIPAL
A.S.D. GOVT. DEGREE COLLEGE (W)
AUTONOMOUS
KAKINADA

ASD GOVERNMENT DEGREE COLLEGE (W) (A), KAKINADA
Department of Telugu-General Telugu- I Semester-Paper-I – Pracheena Telugu Kavitwam
Mapping Course Outcomes 2021-2022 with Programme Outcomes
Bachelor of Science (B.Sc.)

Course Outcomes:

- C.O. 1. Learn about ancient Telugu literature and the beauty of poetry.
- C.O. 2. Ithihas as a unique process in Telugu literature is social and political of the people learn about the conditions.
- C.O. 3 Students will learn about the Telugu culture, traditions and social life in the age of Prabandha period.
- C.O. 4. Students will learn to recognise the importance of the eligibilities of the Administrator.
- C.O.5. Students learn to nature of the Telugu poetry. Language ability and writing skills by studying the grammar of ancient poetry.

PO1: Effective Communication: To communicate Scientific idea and attract more opportunities and also to enhance problem solving, Negotiation skills and productivity skills.

PO2: Effective Citizenship: To develop individual behavior and influence Society and social structure, work with a sense of responsibility towards social awareness, follow the Ethical standards in the society and to demonstrate and discuss the ethical conduct in scientific activities.

PO3: Environment & Sustainability: To understand the impact of science in social and environmental contexts and to apply the knowledge gain for attaining sustainable Development.

PO4: Critical Thinking: To interpret Evaluate and analyze the facts while solving problems and making decisions.

PO5: Higher Progression: To apply knowledge and skills acquired in progressing towards higher education.

PO6: Employability Skills: To Create potential work force by imparting the skill based Education required to achieve Employment.

	PO1	PO2	PO3	PO4	PO5	PO6
CO1	3	3	1	2	3	3
CO2	3	2	3	3	3	3
CO3	2	2	3	3	3	3
CO4	3	3	1	3	3	3
CO5	2	1	1	3	3	3
Average	2.6	2.2	1.8	2.8	3	3

ASD GOVERNMENT DEGREE COLLEGE (W) (A), KAKINADA
Department of Telugu-General Telugu-II Semester-Paper-II- Aadhunika Telugu Sahityam
Mapping Course Outcomes 2021-2022 with Programme Outcomes
Bachelor of Science (B.Sc.)

Course Outcomes:

- C.O.1. The influence of English language on modern literature in Telugu and its uniqueness is recognized.
- C.O. 2. Students will get understanding of contemporary modern literary forms like text poetry, short story, novel, drama, criticism.
- C.O. 3. Students Gain knowledge about the objectives of Bhavakavita and Abhyudaya Kavita. The birth and necessity of existentialist movements are recognized.
- C.O. 4. Students Can gain social consciousness through literature. A theory can be reviewed by knowing the actual conditions and not by theories.
- C.O. 5. Students Get social, cultural and political awareness through modern Telugu fiction literature.

Programme Outcomes

- PO1: Effective Communication:** To communicate Scientific idea and attract more opportunities and also to enhance problem solving, Negotiation skills and productivity skills.
- PO2: Effective Citizenship:** To develop individual behavior and influence Society and social structure, work with a sense of responsibility towards social awareness, follow the Ethical standards in the society and to demonstrate and discuss the ethical conduct in scientific activities.
- PO3: Environment & Sustainability:** To understand the impact of science in social and environmental contexts and to apply the knowledge gain for attaining sustainable Development.
- PO4: Critical Thinking:** To interpret Evaluate and analyze the facts while solving problems and making decisions.
- PO5: Higher Progression:** To apply knowledge and skills acquired in progressing towards higher education.
- PO6: Employability Skills:** To Create potential work force by imparting the skill based Education required to achieve Employment.

	PO1	PO2	PO3	PO4	PO5	PO6
CO1	2	3	1	1	3	3
CO2	3	2	1	3	3	3
CO3	3	1	1	2	3	3
CO4	3	3	2	2	3	3
CO5	2	2	1	1	3	3
Average	2.8	2.2	1.2	1.8	3	3

ASD GOVERNMENT DEGREE COLLEGE (W) (A), KAKINADA
Department of Telugu-General Telugu-III Semester-Paper-III-Srujana Bharati
Mapping Course Outcomes 2021-2022 with Programme Outcomes
Bachelor of Science (B.Sc.)

Course Outcomes:

- CO1 The course enables the learners to develop creative writing skills and to use language skills.
- CO2 Writing skills can be expressed in a creative form, can take advantage of employment opportunities, acquire proficiency.
- CO3 The course also helps the learners to develop Communication skills, creative writing, translation, writing for Print and Electronic media.
- CO4 The course also helps the learners to develop creative writing in translation.
- CO5 Students Gain knowledge about the structure of Telugu language.

Programme Outcomes:

PO1: Effective Communication: To communicate Scientific idea and attract more opportunities and also to enhance problem solving, Negotiation skills and productivity skills.

PO2: Effective Citizenship: To develop individual behavior and influence Society and social structure, work with a sense of responsibility towards social awareness, follow the Ethical standards in the society and to demonstrate and discuss the ethical conduct in scientific activities.

PO3: Environment & Sustainability: To understand the impact of science in social and environmental contexts and to apply the knowledge gain for attaining sustainable Development.

PO4: Critical Thinking: To interpret Evaluate and analyze the facts while solving problems and making decisions.

PO5: Higher Progression: To apply knowledge and skills acquired in progressing towards higher education.

PO6: Employability Skills: To Create potential work force by imparting the skill based Education required to achieve Employment.

	PO1	PO2	PO3	PO4	PO5	PO6
CO1	2	1	1	1	3	3
CO2	3	1	1	1	3	3
CO3	3	1	1	2	3	3
CO4	3	1	1	2	2	3
CO5	3	1	1	1	3	3
Average	2.8	1	1	1.4	2.8	3

Department of Telugu
2021-22 General Telugu
(B.A. /B. Com./B. Sc.)

2020-21 General Telugu Attainment Level of Telugu - Semester I:

Courses	No. of Students attended	No. of Students Attained			CO_DA	CO_IA	CO_FA
		DA	IA	FA			
HEP	42	42	42	22	1	1	0.52
THP	08	08	08	08	1	1	1
B. Com (1)	47	46	47	31	0.96	1	0.66
B. Com (2)	38	38	38	26	1	1	0.68
CA	27	27	27	27	1	1	1
MPC	24	24	24	22	1	1	0.97
MPCS	23	23	23	22	1	1	0.96
CBZ	41	41	41	40	1	1	0.97
CZAqT	23	23	23	18	1	1	0.78
CBHC	22	21	22	21	0.95	1	0.95
CBMB	12	12	12	09	1	1	0.82
H. Sc	15	15	15	13	1	1	0.87
THP Spl	10	10	10	07	1	1	0.7

2021-22 General Telugu
(B.A. /B. Com./B. Sc.)

2021-22 General Telugu Attainment Level of Telugu - Semester II:

Courses	No. of Students attended	No. of Students Attained			CO_DA	CO_IA	CO_FA
		DA	IA	FA			
HEP	41	41	42	26	1	1	0.63
THP	06	06	06	05	1	1	0.83
B. Com (1)	47	47	47	40	1	1	0.85
B. Com (2)	31	31	31	27	1	1	0.87
CA	25	25	25	25	1	1	1
MPC	21	21	21	18	1	1	0.86
MPCS	22	22	22	22	1	1	1
CBZ	39	39	39	39	1	1	1
CZAqT	23	22	23	22	0.96	1	0.96
CBHC	22	22	22	20	1	1	0.91
CBMB	09	09	09	09	1	1	1
H. Sc	14	14	14	13	1	1	0.93
THP Spl	09	09	09	07	1	1	0.78

ASD GOVERNMENT DEGREE COLLEGE (W) (A), KAKINADA

**Department of Telugu
2021-22 General Telugu
(B.A. /B. Com./B. Sc.)**

2021-22 General Telugu Attainment Level of Telugu - Semester III:

Courses	No. of Students attended	No. of Students Attained			CO_DA	CO_IA	CO_FA
		DA	IA	FA			
HEP	42	42	42	39	1	1	0.95
THP	06	06	06	06	1	1	1
B. Com (1)	45	45	45	44	0.96	1	0.66
B. Com (2)	31	31	31	25	1	1	0.81
CA	25	25	25	25	1	1	1
MPC	16	16	16	15	1	1	0.93
MPCS	21	21	21	21	1	1	1
CBZ	34	34	34	34	1	1	1
CZAqT	21	21	21	20	1	1	0.95
CBHC	19	19	19	17	1	1	0.89
CBMB	07	07	07	07	1	1	1
H. Sc	14	14	14	14	1	1	1
THP Spl	07	07	07	06	1	1	0.86

B.Sc CBZ SEM-I,II & III CCAA Assessment Attainment

PO's	TEL SEM I Paper I	PO Attainment	Weighed product	TEL SEM II Paper-II	PO Attainment	Weighed product	TEL SEM III Paper-III	PO Attainment	Weighed product
PO1	2.6	1	2.6	2.8	0.96	2.6	2.8	1	2.8
PO2	2.2	1	2.2	2.2	0.96	2.11	1	1	1
PO3	1.8	1	1.8	1.2	0.96	1.15	1	1	1
PO4	2.8	1	2.8	1.8	0.96	1.72	1.4	1	1.4
PO5	3	1	3	3	0.96	2.88	2.8	1	2.8
PO6	3	1	3	3	0.96	2.88	3	1	3

B.Sc CBZ SEM I,II& III MSA(IA) Attainment

PO's	TEL SEM I Paper I	PO Attainment	Weighed product	TEL SEM II Paper-II	PO Attainment	Weighed product	TEL SEM III Paper-III	PO Attainment	Weighed product
PO1	2.6	1	2.6	2.8	1	2.8	2.8	1	2.8
PO2	2.2	1	2.2	2.2	1	2.2	1	1	1
PO3	1.8	1	1.8	1.2	1	1.2	1	1	1
PO4	2.8	1	2.8	1.8	1	1.8	1.4	1	1.4
PO5	3	1	3	3	1	3	2.8	1	2.8
PO6	3	1	3	3	1	3	3	1	3

B.Sc CBZ SEM I, II &III FA Attainment

PO's	TEL SEM I Paper I	PO Attainment	Weighed product	TEL SEM II Paper-II	PO Attainment	Weighed product	TEL SEM III Paper-III	PO Attainment	Weighed product
PO1	2.6	0.78	2.02	2.3	0.96	2.20	2.6	0.95	2.47
PO2	2.5	0.78	1.95	2.3	0.96	2.20	2.1	0.95	1.99
PO3	2.5	0.78	1.95	2.1	0.96	2.01	2.3	0.95	2.18
PO4	2.5	0.78	1.95	2.1	0.96	2.01	2.3	0.95	2.18
PO5	2.3	0.78	1.79	2.3	0.96	2.20	2.5	0.95	2.37
PO6	2.6	0.78	2.02	2.3	0.96	2.20	2.3	0.95	2.18

ASD GOVERNMENT DEGREE COLLEGE (W) (A), KAKINADA
Department of Sanskrit
Mapping Course Outcomes 2021- 2022 with Programme Outcomes

I B.A. B. Com, B.Sc.

“PROSE, POETRY AND GRAMMAR”
2021-2022

COURSE OUTCOMES: SAN 20102

CO1: Origin & development of prose literature: a deep study of ancient Indian prose literature help to understand the noble heritage of Sanskrit literature

CO2: Create the interest to read & understand a lengthy paragraph in classical language.

CO3: Inculcation of Moral values through teaching of Sanskrit Poetry and Other Literature such as Subhashitas, Panchatantra Stories, etc.

CO4: To improve functional Communication skills in Sanskrit language

Bachelor of Science (B.Sc.):

PO1: Effective Communication: To communicate Scientific idea and attract more opportunities and also to enhance problem solving, Negotiation skills and productivity skills.

PO2: Effective Citizenship: To develop individual behavior and influence Society and social structure, work with a sense of responsibility towards social awareness, follow the Ethical standards in the society and to demonstrate and discuss the ethical conduct in scientific activities.

PO3: Environment & Sustainability: To understand the impact of science in social and environmental contexts and to apply the knowledge gain for attaining sustainable Development.

PO4: Critical Thinking: To interpret Evaluate and analyze the facts while solving problems and making decision

PO5: Higher Progression: To apply knowledge and skills acquired in progressing towards higher education.

PO6: Employability Skills: To Create potential work force by imparting the skill based Education required to achieve Employment.

	PO1	PO2	PO3	PO4	PO5	PO6
CO1	2	1	2	3	1	3
CO2	3	2	1	2	1	2
CO3	4	1	2	3	1	2
CO4	2	1	1	2	1	1
Average	2.75	1.25	1.5	2.5	1	2

SEM-I: Poetry,Prose&Grammar SAN 20102
(B. Sc.) Attainment (2021 -2022)

Bachelor of Science (B.Sc.):

Attainment Level of Sanskrit - Semester I

Cc	No. of Students attended	No. of Students Attained			CO_DA CCAA 2/1	CO_IA MSA 3/1	CO_FA 4/1
		DA	IA	FA			
THP	02	2	2	1	1	1	0.5
HEP	04	4	4	3	1	1	0.75
B. Com (.GM)	6	6	6	6	1	1	1
B. Com (E)	7	7	7	4	1	1	1
CA	8	8	8	8	1	1	1
MPC	24	24	24	23	1	1	0.95
MPCS	31	31	31	31	1	1	1
CBZ	10	10	10	10	1	1	1
C ZAQT	4	4	4	2	1	1	0.5
CBHT	7	7	7	7	1	1	1
CBMB	8	8	8	8	1	1	1
H. Sc	10	10	10	8	1	1	0.8

SEM II: SANSKRIT
I B.A. B. Com, B.Sc.
“PROSE ,POETRY AND GRAMMAR”

2021-2022

COURSE OUTCOMES: SAN 20202

CO1:Students acquire knowledge of Sanskrit grammar.

CO2:Drama of Bhasa, Kalidasa and general knowledge

of some famous Sanskrit Dramas.

CO3:To Estimate the moral/ethical values in Classical Sanskrit literature

CO4:To Appreciate the uses of Sanskrit language in modern World and apply the knowledge acquired to make basic conversation and basic writing in Sanskrit

	PO1	PO2	PO3	PO4	PO5	PO6
CO1	2	2	1	2	1	3
CO2	3	2	2	1	1	2
CO3	3	3	2	2	1	2
CO4	2	3	2	1	1	1
Average	2.5	2.5	1.75	1.5	1	2

SEM-II: Poetry ,prose Grammar SAN 20202
(B.A. /B. Com./B. Sc.)

Bachelor of Science (B.Sc.):

Attainment Level of Sanskrit - Semester II:

Cc	No. of Students attended	No. of Students Attained			CO_DA CCAA 2/1	CO_IA MSA 3/1	CO_FA 4/1
		DA	IA	FA			
THP	02	2	2	2	1	1	1
HEP	04	4	4	3	1	1	0.75
B. Com (.GM)	6	6	6	6	1	1	1
B. Com (E)	7	7	7	3	1	1	0.42
CA	8	8	8	8	1	1	1
MPC	22	22	22	22	1	1	1
MPCS	30	30	30	30	1	1	1
CBZ	10	10	10	10	1	1	1
C ZAQT	4	4	4	4	1	1	1
CBHT	7	7	7	7	1	1	1
CBMB	8	8	8	8	1	1	1
H. Sc	8	8	8	5	1	1	0.62

SEM III: SANSKRIT

II B.A. B. Com, B.Sc.

“DRMAUPAISHAD ,ALAMKARA ,HISTORY OF LITERATURE”

2021-2022

COURSE OUTCOMES: SAN 20302

CO1:Students gain knowledge of some special part of Sanskrit grammar displays.

CO2:Drama of Bhasa, Kalidasa and general knowledge of some famous Sanskrit Dramas.

CO3:Learners obtain knowledge of aesthetics and their parts such as Chhanda, Rasa, Alankar etc.

CO4:The Indian aspects of environmental ideas are introduced to the students with particular reference Kautiliya arthashastra & Vedic texts.

	PO1	PO2	PO3	PO4	PO5	PO6
CO1	2	2	1	2	1	3
CO2	3	2	2	1	1	2
CO3	1	3	2	2	1	2
CO4	2	3	2	1	1	1
Average	2	2.5	1.75	1.5	1	2

SEM III: SANSKRIT
II B.A. B. Com, B.Sc.
“DRMA, UPAISHAD, ALAMKARA, HISTORY OF LITERATURE”

2021-2022

COURSE OUTCOMES: SAN 20302

Bachelor of Science (B.Sc.):

Attainment Level of Sanskrit- Semester III:

Cc	No. of Students attended	No. of Students Attained			CO_DA CCAA 2/1	CO_IA MSA 3/1	CO_FA 4/1
		DA	IA	FA			
THP	1	1	1	0	1	1	0
HEP	04	4	4	3	1	1	0.75
B. Com (.GM)	6	6	6	6	1	1	1
B. Com (E)	7	7	7	6	1	1	0.85
CA	7	7	7	7	1	1	1
MPC	22	22	22	21	1	1	0.95
MPCS	30	30	30	30	1	1	1
CBZ	10	10	10	10	1	1	1
C ZAQT	4	4	4	4	1	1	1
CBHT	7	7	7	7	1	1	1
CBMB	8	8	8	8	1	1	1
H. Sc	6	6	6	6	1	1	1

B.Sc MPCS SEM- I,II & III CCAA Assessment Attainment

PO's	SAN Paper I	PO Attainment	Weighted product	SAN SEM II Paper-II	PO Attainment	Weighted product	SAN SEM III Paper-III	PO Attainment	Weighted product
PO1	2.75	1	2.75	2.5	1	2.5	2	1	2
PO2	1.25	1	1.25	2.5	1	2.5	2.5	1	2.5
PO3	1.5	1	1.5	1.75	1	1.75	1.75	1	1.75
PO4	2.5	1	2.5	1.5	1	1.5	1.5	1	1.5
PO5	1	1	1	1	1	1	1	1	1
PO6	2	1	2	2	1	2	2	1	2

B.Sc MPCS SEM- I,II & III MSA Assessment Attainment

PO's	SAN SEM I Paper I	PO Attainment	Weighted product	SAN SEM II Paper-II	PO Attainment	Weighted product	SAN SEM III Paper-III	PO Attainment	Weighted product
PO1	2.75	1	2.75	2.5	1	2.5	2	1	2
PO2	1.25	1	1.25	2.5	1	2.5	2.5	1	2.5
PO3	1.5	1	1.5	1.75	1	1.75	1.75	1	1.75
PO4	2.5	1	2.5	1.5	1	1.5	1.5	1	1.5
PO5	1	1	1	1	1	1	1	1	1
PO6	2	1	2	2	1	2	2	1	2

B.Sc MPCS SEM- I,II & III FA Assessment Attainment

PO's	SAN SEM I Paper I	PO Attainment	Weighted product	SAN SEM II Paper-II	PO Attainment	Weighted product	SAN SEM III Paper-III	PO Attainment	Weighted product
PO1	2.75	1	2.75	2.5	1	2.5	2	1	2
PO2	1.25	1	1.25	2.3	1	2.3	2.5	1	2.5
PO3	1.5	1	1.5	2.5	1	2.5	1.75	1	1.75
PO4	2.5	1	2.5	2	1	2	1.5	1	1.5
PO5	1	1	1	2.3	1	2.3	1	1	1
PO6	2	1	2	2	1	2	2	1	2

B.Sc MPC SEM-I,II & III CCAA Assessment Attainment

PO's	SAN Paper I	PO Attainment	Weighted product	SAN SEM II Paper-II	PO Attainment	Weighted product	SAN SEM III Paper-III	PO Attainment	Weighted product
PO1	2.75	1	2.75	2.5	1	2.5	2	1	2
PO2	1.25	1	1.25	2.5	1	2.5	2.5	1	2.5
PO3	1.5	1	1.5	1.75	1	1.75	1.75	1	1.75
PO4	2.5	1	2.5	1.5	1	1.5	1.5	1	1.5
PO5	1	1	1	1	1	1	1	1	1
PO6	2	1	2	2	1	2	2	1	2

B.Sc MPC SEM-I,II & III MSA Assessment Attainment

PO's	SAN SEM I Paper I	PO Attainment	Weighted product	SAN SEM II Paper-II	PO Attainment	Weighted product	SAN SEM III Paper-III	PO Attainment	Weighted product
PO1	2.75	1	2.75	2.5	1	2.5	2	1	2
PO2	1.25	1	1.25	2.5	1	2.5	2.5	1	2.5
PO3	1.5	1	1.5	1.75	1	1.75	1.75	1	1.75
PO4	2.5	1	2.5	1.5	1	1.5	1.5	1	1.5
PO5	1	1	1	1	1	1	1	1	1
PO6	2	1	2	2	1	2	2	1	2

B.Sc MPC SEM-I,II & III FA Assessment Attainment

PO's	SAN SEM I Paper I	PO Attainment	Weighted product	SAN SEM II Paper-II	PO Attainment	Weighted product	SAN SEM III Paper-III	PO Attainment	Weighted product
PO1	2.75	0.95	2.6	2.5	1	2.5	2	0.95	1.9
PO2	1.25	0.95	1.18	2.5	1	2.3	2.5	0.95	2.37
PO3	1.5	0.95	1.42	1.75	1	2.5	1.75	0.95	1.70
PO4	2.5	0.95	2.37	1.5	1	2	1.5	0.95	1.42
PO5	1	0.95	0.95	1	1	2.3	1	0.95	0.95
PO6	2	0.95	1.9	2	1	2	2	0.95	2

B.Sc CBZ SEM-I,II & III CCAA Assessment Attainment

PO's	SAN Paper I	PO Attainment	Weighted product	SAN SEM II Paper-II	PO Attainment	Weighted product	SAN SEM III Paper-III	PO Attainment	Weighted product
PO1	2.75	1	2.75	2.5	1	2.5	2	1	2
PO2	1.25	1	1.25	2.5	1	2.5	2.5	1	2.5
PO3	1.5	1	1.5	1.75	1	1.75	1.75	1	1.75
PO4	2.5	1	2.5	1.5	1	1.5	1.5	1	1.5
PO5	1	1	1	1	1	1	1	1	1
PO6	2	1	2	2	1	2	2	1	2

B.Sc CBZ SEM-I,II & III MSA Assessment Attainment

PO's	SAN SEM I Paper I	PO Attainment	Weighted product	SAN SEM II Paper-II	PO Attainment	Weighted product	SAN SEM III Paper-III	PO Attainment	Weighted product
PO1	2.75	1	2.75	2.5	1	2.5	2	1	2
PO2	1.25	1	1.25	2.5	1	2.5	2.5	1	2.5
PO3	1.5	1	1.5	1.75	1	1.75	1.75	1	1.75
PO4	2.5	1	2.5	1.5	1	1.5	1.5	1	1.5
PO5	1	1	1	1	1	1	1	1	1
PO6	2	1	2	2	1	2	2	1	2

B.Sc CBZ SEM-I,II & III FA Assessment Attainment

PO's	SAN SEM I Paper I	PO Attainment	Weighted product	SAN SEM II Paper-II	PO Attainment	Weighted product	SAN SEM III Paper-III	PO Attainment	Weighted product
PO1	2.75	1	2.75	2.5	1	2.5	2	1	2
PO2	1.25	1	1.25	2.3	1	2.3	2.5	1	2.5
PO3	1.5	1	1.5	2.5	1	2.5	1.75	1	1.75
PO4	2.5	1	2.5	2	1	2	1.5	1	1.5
PO5	1	1	1	2.3	1	2.3	1	1	1
PO6	2	1	2	2	1	2	2	1	2

B.Sc CZAQT SEM-I,II & III CCAA Assessment Attainment

PO's	SAN Paper I	PO Attainment	Weighted product	SAN SEM II Paper-II	PO Attainment	Weighted product	SAN SEM III Paper-III	PO Attainment	Weighted product
PO1	2.75	1	2.75	2.5	1	2.5	2	1	2
PO2	1.25	1	1.25	2.5	1	2.5	2.5	1	2.5
PO3	1.5	1	1.5	1.75	1	1.75	1.75	1	1.75
PO4	2.5	1	2.5	1.5	1	1.5	1.5	1	1.5
PO5	1	1	1	1	1	1	1	1	1
PO6	2	1	2	2	1	2	2	1	2

B.Sc CZAQT SEM- I,II & III MSA Assessment Attainment

PO's	SAN SEM I Paper I	PO Attainment	Weighted product	SAN SEM II Paper-II	PO Attainment	Weighted product	SAN SEM III Paper-III	PO Attainment	Weighted product
PO1	2.75	1	2.75	2.5	1	2.5	2	1	2
PO2	1.25	1	1.25	2.5	1	2.5	2.5	1	2.5
PO3	1.5	1	1.5	1.75	1	1.75	1.75	1	1.75
PO4	2.5	1	2.5	1.5	1	1.5	1.5	1	1.5
PO5	1	1	1	1	1	1	1	1	1
PO6	2	1	2	2	1	2	2	1	2

B.Sc CZAQT SEM- I,II & III FA Assessment Attainment

PO's	SAN SEM I Paper I	PO Attainment	Weighted product	SAN SEM II Paper-II	PO Attainment	Weighted product	SAN SEM III Paper-III	PO Attainment	Weighted product
PO1	2.75	0.5	1.37	2.5	1	2.5	2	1	2
PO2	1.25	0.5	0.62	2.3	1	2.3	2.5	1	2.5
PO3	1.5	0.5	0.75	2.5	1	2.5	1.75	1	1.75
PO4	2.5	0.5	1.25	2	1	2	1.5	1	1.5
PO5	1	0.5	0.5	2.3	1	2.3	1	1	1
PO6	2	0.5	1	2	1	2	2	1	2

B.Sc CBHT SEM-I,II & III CCAA Assessment Attainment

PO's	SAN Paper I	PO Attainment	Weighted product	SAN SEM II Paper-II	PO Attainment	Weighted product	SAN SEM III Paper-III	PO Attainment	Weighted product
PO1	2.75	1	2.75	2.5	1	2.5	2	1	2
PO2	1.25	1	1.25	2.5	1	2.5	2.5	1	2.5
PO3	1.5	1	1.5	1.75	1	1.75	1.75	1	1.75
PO4	2.5	1	2.5	1.5	1	1.5	1.5	1	1.5
PO5	1	1	1	1	1	1	1	1	1
PO6	2	1	2	2	1	2	2	1	2

B.Sc CBHT SEM-I,II & III MSA Assessment Attainment

PO's	SAN SEM I Paper I	PO Attainment	Weighted product	SAN SEM II Paper-II	PO Attainment	Weighted product	SAN SEM III Paper-III	PO Attainment	Weighted product
PO1	2.75	1	2.75	2.5	1	2.5	2	1	2
PO2	1.25	1	1.25	2.5	1	2.5	2.5	1	2.5
PO3	1.5	1	1.5	1.75	1	1.75	1.75	1	1.75
PO4	2.5	1	2.5	1.5	1	1.5	1.5	1	1.5
PO5	1	1	1	1	1	1	1	1	1
PO6	2	1	2	2	1	2	2	1	2

B.Sc CBHT SEM-I,II & III FA Assessment Attainment

PO's	SAN SEM I Paper I	PO Attainment	Weighted product	SAN SEM II Paper-II	PO Attainment	Weighted product	SAN SEM III Paper-III	PO Attainment	Weighted product
PO1	2.75	1	2.75	2.5	1	2.5	2	1	2
PO2	1.25	1	1.25	2.3	1	2.3	2.5	1	2.5
PO3	1.5	1	1.5	2.5	1	2.5	1.75	1	1.75
PO4	2.5	1	2.5	2	1	2	1.5	1	1.5
PO5	1	1	1	2.3	1	2.3	1	1	1
PO6	2	1	2	2	1	2	2	1	2

BSC CBMB SEM- I,II & III CCAA Assessment Attainment

PO's	SAN Paper I	PO Attainment	Weighted product	SAN SEM II Paper-II	PO Attainment	Weighted product	SAN SEM III Paper-III	PO Attainment	Weighted product
PO1	2.75	1	2.75	2.5	1	2.5	2	1	2
PO2	1.25	1	1.25	2.5	1	2.5	2.5	1	2.5
PO3	1.5	1	1.5	1.75	1	1.75	1.75	1	1.75
PO4	2.5	1	2.5	1.5	1	1.5	1.5	1	1.5
PO5	1	1	1	1	1	1	1	1	1
PO6	2	1	2	2	1	2	2	1	2

B.Sc CBMB SEM- I,II & III MSA Assessment Attainment

PO's	SAN SEM I Paper I	PO Attainment	Weighted product	SAN SEM II Paper-II	PO Attainment	Weighted product	SAN SEM III Paper-III	PO Attainment	Weighted product
PO1	2.75	1	2.75	2.5	1	2.5	2	1	2
PO2	1.25	1	1.25	2.5	1	2.5	2.5	1	2.5
PO3	1.5	1	1.5	1.75	1	1.75	1.75	1	1.75
PO4	2.5	1	2.5	1.5	1	1.5	1.5	1	1.5
PO5	1	1	1	1	1	1	1	1	1
PO6	2	1	2	2	1	2	2	1	2

B.Sc CBMB SEM- I,II & III FA Assessment Attainment

PO's	SAN SEM I Paper I	PO Attainment	Weighted product	SAN SEM II Paper-II	PO Attainment	Weighted product	SAN SEM III Paper-III	PO Attainment	Weighted product
PO1	2.75	1	2.75	2.5	1	2.5	2	1	2
PO2	1.25	1	1.25	2.3	1	2.3	2.5	1	2.5
PO3	1.5	1	1.5	2.5	1	2.5	1.75	1	1.75
PO4	2.5	1	2.5	2	1	2	1.5	1	1.5
PO5	1	1	1	2.3	1	2.3	1	1	1
PO6	2	1	2	2	1	2	2	1	2

BSC HSC SEM- I,II & III CCAA Assessment Attainment

PO's	SAN Paper I	PO Attainment	Weighted product	SAN SEM II Paper-II	PO Attainment	Weighted product	SAN SEM III Paper-III	PO Attainment	Weighted product
PO1	2.75	1	2.75	2.5	1	2.5	2	1	2
PO2	1.25	1	1.25	2.5	1	2.5	2.5	1	2.5
PO3	1.5	1	1.5	1.75	1	1.75	1.75	1	1.75
PO4	2.5	1	2.5	1.5	1	1.5	1.5	1	1.5
PO5	1	1	1	1	1	1	1	1	1
PO6	2	1	2	2	1	2	2	1	2

B.Sc HSC SEM- I,II & III MSA Assessment Attainment

PO's	SAN SEM I Paper I	PO Attainment	Weighted product	SAN SEM II Paper-II	PO Attainment	Weighted product	SAN SEM III Paper-III	PO Attainment	Weighted product
PO1	2.75	1	2.75	2.5	1	2.5	2	1	2
PO2	1.25	1	1.25	2.5	1	2.5	2.5	1	2.5
PO3	1.5	1	1.5	1.75	1	1.75	1.75	1	1.75
PO4	2.5	1	2.5	1.5	1	1.5	1.5	1	1.5
PO5	1	1	1	1	1	1	1	1	1
PO6	2	1	2	2	1	2	2	1	2

B.Sc HSC SEM- I,II & III FA Assessment Attainment

PO's	SAN SEM I Paper I	PO Attainment	Weighted product	SAN SEM II Paper-II	PO Attainment	Weighted product	SAN SEM III Paper-III	PO Attainment	Weighted product
PO1	2.75	0.8	2.2	2.5	0.62	1.55	2	1	2
PO2	1.25	0.8	1.4	2.3	0.62	1.42	2.5	1	2.5
PO3	1.5	0.8	1.2	2.5	0.62	1.55	1.75	1	1.75
PO4	2.5	0.8	2	2	0.62	1.24	1.5	1	1.5
PO5	1	0.8	0.8	2.3	0.62	1.42	1	1	1
PO6	2	0.8	0.8	2	0.62	1.24	2	1	2

I B.A. B. Com, B.Sc.

“PROSE ,POETRY AND GRAMMAR”

2021-2022

COURSE OUTCOMES: SAN 20102

COI:Origin&development of prose literature: a deep study of ancient Indian prose literature help to understand the noble heritage of sanskrit literature

CO2: Create the interest to read & understand a lengthy paragraph in classical language.

CO3:Inculcation of Moral values through teaching of Sanskrit Poetry and Other Literature such as Subhashitas, Panchatantra Stories, etc.

CO4:To improve functional Communication skills in Sanskrit language

Bachelor of Arts (B. A.):

PO1: Critical Thinking: Take informed actions after identifying the assumptions that frame our thinking and actions, checking out the degree to which these assumptions are accurate and valid, and looking at our ideas and decisions (intellectual, organizational, and personal) from different perspectives

PO2: Effective Communication: Speak, read, write and listen clearly in person and through electronic media in English and in one Indian language, and make meaning of the world by connecting people, ideas, books, media and technology.

PO3: Social Interaction: Elicit views of others, mediate disagreements and help reach conclusions in group settings.

PO4: Effective Citizenship: Demonstrate empathetic social concern and equity centered national development, and the ability to act with an informed awareness of issues and participate in civic life through volunteering.

PO5: Ethics: Recognize different value systems including your own, understand the moral dimensions of your decisions, and accept responsibility for them.

PO6: Environment and Sustainability: Understand the issues of environmental contexts and sustainable development.

PO7: Self-directed and Life-long Learning: Acquire the ability to engage in independent and life-long learning in the broadest context socio-technological changes.

SEM-I: Poetry,Prose&Grammar SAN 20102
(B. A) Attainment (2021 -2022)

Bachelor of Arts (B. A.):

COs/POs	P01	P02	P03	P04	P05	P06	P07
C01	3	2	2	2	3	1	2
C02	2	3	2	2	2	2	3
C03	2	2	3	3	3	1	2
C04	3	3	2	2	2	2	3
Average	2.5	2.5	2.25	2.25	2.5	1.5	2.5

Attainment Level of Sanskrit - Semester I

Cc	No. of Students attended	No. of Students Attained			CO_DA CCAA 2/1	CO_IA MSA 3/1	CO_FA 4/1
		DA	IA	FA			
THP	02	2	2	1	1	1	0.5
HEP	04	4	4	3	1	1	0.75
B. Com (.GM)	6	6	6	6	1	1	1
B. Com (E)	7	7	7	4	1	1	1
CA	8	8	8	8	1	1	1
MPC	24	24	24	23	1	1	0.95
MPCS	31	31	31	31	1	1	1
CBZ	10	10	10	10	1	1	1
C ZAQT	4	4	4	2	1	1	0.5
CBHT	7	7	7	7	1	1	1
CBMB	8	8	8	8	1	1	1
H. Sc	10	10	10	8	1	1	0.8

SEM II: SANSKRIT

I B.A. B. Com, B.Sc.
“PROSE, POETRY AND GRAMMAR”

2021-2022

COURSE OUTCOMES: SAN 20202

CO1:Students acquire knowledge of Sanskrit grammar.

CO2:Drama of Bhasa, Kalidasa and general knowledge
of some famous Sanskrit Dramas.

CO3:To Estimate the moral/ethical values in Classical Sanskrit literature

CO4:To Appreciate the uses of Sanskrit language in modern World and apply the knowledge acquired to make basic conversation and basic writing in Sanskrit

Bachelor of Arts (B. A.):

COs/P0s	P01	P02	P03	P04	P05	P06	P07
C01	3	2	1	1	2	1	2
C02	3	3	2	1	2	1	2
C03	3	2	3	2	3	1	2
C04	2	3	2	2	2	1	3
Average	2.75	2.5	2	1.5	2.25	1	2.25

Cc	No. of Students attended	No. of Students Attained			CO_DA CCAA 2/1	CO_IA MSA 3/1	CO_FA 4/1
		DA	IA	FA			
THP	02	2	2	1	1	1	0.5
HEP	04	4	4	3	1	1	0.75
B. Com (.G)	6	6	6	6	1	1	1
B. Com (E.M)	7	7	7	4	1	1	1
CA	8	8	8	8	1	1	1
MPC	24	24	24	23	1	1	0.95
MPCS	31	31	31	31	1	1	1
CBZ	10	10	10	10	1	1	1
C ZAQT	4	4	4	2	1	1	0.5
CBHT	7	7	7	7	1	1	1
CBMB	8	8	8	8	1	1	1
H. Sc	10	10	10	8	1	1	0.8

SEM-II: Poetry ,prose Grammar SAN 20202
(B.A. /B. Com./B. Sc.)

Bachelor of Arts (B. A.):

Attainment Level of Sanskrit - Semester II:

Cc	No. of Students attended	No. of Students Attained			CO_DA CCAA 2/1	CO_IA MSA 3/1	CO_FA 4/1
		DA	IA	FA			
THP	02	2	2	2	1	1	1
HEP	04	4	4	3	1	1	0.75
B. Com (.G	6	6	6	6	1	1	1
B. Com (E.)	7	7	7	3	1	1	0.42
CA	8	8	8	8	1	1	1
MPC	22	22	22	22	1	1	1
MPCS	30	30	30	30	1	1	1
CBZ	10	10	10	10	1	1	1
C ZAQT	4	4	4	4	1	1	1
CBHT	7	7	7	7	1	1	1
CBMB	8	8	8	8	1	1	1
H. Sc	8	8	8	5	1	1	0.62

SEM III: SANSKRIT

I I B.A. B. Com, B.Sc.

“DRMAUPAISHAD ,ALAMKARA ,HISTORY OF LITERATURE”

2021-2022

COURSE OUTCOMES: SAN 20302

CO1:Students gain knowledge of some special part of Sanskrit grammar displays.

CO2:Drama of Bhasa, Kalidasa and general knowledge of some famous Sanskrit Dramas.

CO3:Learners obtain knowledge of aesthetics and their parts such as Chhanda, Rasa, Alankar etc.

CO4:The Indian aspects of environmental ideas are introduced to the students with particular reference Kautiliya arthashastra & Vedic texts

COs/POs	P01	P02	P03	P04	P05	P06	P07
C01	3	2	1	1	2	1	2
C02	3	3	2	1	2	1	2
C03	3	2	2	1	3	1	3
C04	3	2	2	3	3	3	3
Average	3	2.25	1.75	1.5	2.5	1.5	2.5

SEM III: SANSKRIT

I I B.A. B. Com, B.Sc.

“DRMA ,UPAISHAD ,ALAMKARA ,HISTORY OF LITERATURE”

2021-2022

COURSE OUTCOMES: SAN 20302

Bachelor of Arts (B. A.):

Attainment Level of Sanskrit- Semester III:

Cc	No. of Students attended	No. of Students Attained			CO_DA CCAA 2/1	CO_IA MSA 3/1	CO_FA 4/1
		DA	IA	FA			
THP	1	1	1	0	1	1	0
HEP	04	4	4	3	1	1	0.75
B. Com (.GM)	6	6	6	6	1	1	1
B. Com (E)	7	7	7	6	1	1	0.85
CA	7	7	7	7	1	1	1
MPC	22	22	22	21	1	1	0.95
MPCS	30	30	30	30	1	1	1
CBZ	10	10	10	10	1	1	1
C ZAQT	4	4	4	4	1	1	1
CBHT	7	7	7	7	1	1	1
CBMB	8	8	8	8	1	1	1
H. Sc	6	6	6	6	1	1	1

B.A SEM- I,II & III CCAA Assessment Attainment

PO's	SAN Paper I	PO Attainment	Weighted product	SAN SEM II Paper-II	PO Attainment	Weighted product	SAN SEM III Paper-III	PO Attainment	Weighted product
PO1	2.5	1	2.5	2.75	1	2.75	3	1	3
PO2	2.5	1	2.5	2.5	1	2.5	2.25	1	2.25
PO3	2.25	1	2.25	2	1	2	1.75	1	1.75
PO4	2.25	1	2.25	1.5	1	1.5	1.5	1	1.5
PO5	2.5	1	2.5	2.25	1	2.25	2.5	1	2.5
PO6	1.5	1	1.5	1	1	1	1.5	1	1.5
PO7	2.5	1	2.5	2.25	1	2.25	2.5	1	2.5

B.A SEM- I,II & III MSA Assessment Attainment

PO's	SAN SEM I Paper I	PO Attainment	Weighted product	SAN SEM II Paper-II	PO Attainment	Weighted product	SAN SEM III Paper-III	PO Attainment	Weighted product
PO1	2.5	1	2.5	2.75	1	2.75	3	1	3
PO2	2.5	1	2.5	2.5	1	2.5	2.25	1	2.25
PO3	2.25	1	2.25	2	1	2	1.75	1	1.75
PO4	2.25	1	2.25	1.5	1	1.5	1.5	1	1.5
PO5	2.5	1	2.5	2.25	1	2.25	2.5	1	2.5
PO6	1.5	1	1.5	1	1	1	1.5	1	1.5
Po7	2.5	1	2.5	2.25	1	2.25	2.5		2.5

B.A SEM- I,II & III FA Assessment Attainment

PO's	SAN SEM I Paper I	PO Attainment	Weighted product	SAN SEM II Paper-II	PO Attainment	Weighted product	SAN SEM III Paper-III	PO Attainment	Weighted product
PO1	2.5	0.75	2.5	2.75	0.75	2.5	3	0.75	2.5
PO2	2.5	0.75	2.5	2.5	0.75	2.5	2.25	0.75	2.5
PO3	2.25	0.75	2.25	2	0.75	2.25	1.75	0.75	2.25
PO4	2.25	0.75	2.25	1.5	0.75	2.25	1.5	0.75	2.25
PO5	2.5	0.75	2.5	2.25	0.75	2.5	2.5	0.75	2.5
PO6	1.5	0.75	1.5	1	0.75	1.5	1.5	0.75	1.5
P07	2.5	0.75	2.5	2.25	0.75	2.5	2.5	0.75	2.5

B.A T.H.P SEM- I,II & III CCAA Assessment Attainment

PO's	SAN Paper I	PO Attainment	Weighted product	SAN SEM II Paper-II	PO Attainment	Weighted product	SAN SEM III Paper-III	PO Attainment	Weighted product
PO1	2.5	1	2.5	2.75	1	2.75	3	1	3
PO2	2.5	1	2.5	2.5	1	2.5	2.25	1	2.25
PO3	2.25	1	2.25	2	1	2	1.75	1	1.75
PO4	2.25	1	2.25	1.5	1	1.5	1.5	1	1.5
PO5	2.5	1	2.5	2.25	1	2.25	2.5	1	2.5
PO6	1.5	1	1.5	1	1	1	1.5	1	1.5
PO7	2.5	1	2.5	2.25	1	2.25	2.5	1	2.5

B.A T.H.P SEM- I,II & III MSA Assessment Attainment

PO's	SAN SEM I Paper I	PO Attainment	Weighted product	SAN SEM II Paper-II	PO Attainment	Weighted product	SAN SEM III Paper-III	PO Attainment	Weighted product
PO1	2.5	1	2.5	2.75	1	2.75	3	1	3
PO2	2.5	1	2.5	2.5	1	2.5	2.25	1	2.25
PO3	2.25	1	2.25	2	1	2	1.75	1	1.75
PO4	2.25	1	2.25	1.5	1	1.5	1.5	1	1.5
PO5	2.5	1	2.5	2.25	1	2.25	2.5	1	2.5
PO6	1.5	1	1.5	1	1	1	1.5	1	1.5
Po7	2.5	1	2.5	2.25	1	2.25	2.5	1	2.5

B.A T.H.P SEM- I,II & III FA Assessment Attainment

PO's	SAN SEM I Paper I	PO Attainment	Weighted product	SAN SEM II Paper-II	PO Attainment	Weighted product	SAN SEM III Paper-III	PO Attainment	Weighted product
PO1	2.5	0.5	1.25	2.5	1	2.5	3	0	0
PO2	2.5	0.5	1.25	2.5	1	2.5	2.25	0	0
PO3	2.25	0.5	1.12	2.25	1	2.25	1.75	0	0
PO4	2.25	0.5	1.12	2.25	1	2.25	1.5	0	0
PO5	2.5	0.5	1.25	2.5	1	2.5	2.5	0	0
PO6	1.5	0.5	0.75	1.5	1	1.5	1.5	0	0
P07	2.5	0.5	1.25	2.5	1	2.5	2.5	0	0

SEM-I: Poetry, Prose & Grammar SAN 20102
(B. COM) Attainment (2021 -2022)

Bachelor of Arts (B. com.):

COURSE OUTCOMES: SAN 20102

CO1: Origin & development of prose literature: a deep study of ancient Indian prose literature help to understand the noble heritage of Sanskrit literature

CO2: Create the interest to read & understand a lengthy paragraph in classical language.

CO3: Inculcation of Moral values through teaching of Sanskrit Poetry and Other Literature such as Subhashitas, Panchatantra Stories, etc.

CO4: To improve functional Communication skills in Sanskrit language

Bachelor of Commerce (B. Com: General, Vocational):

PO1: To provide conceptual knowledge and application skills in the domain of commerce studies
PO2: To sharpen students' analytical and decision-making skills

PO3: To provide a good foundation to students who plan to pursue professional courses like CA, ICWA, ICFA and MBA

PO4: To develop entrepreneurship and managerial skills in students so as to enable them to establish and manage their business establishments effectively.

PO5: To facilitate students with skills and abilities to become competent and competitive to be assured of good career and job placements.

CO/PO	PO1	PO2	PO3	PO4	PO5
CO1	3	2	2	1	2
CO2	3	4	3	2	3
CO3	2	2	1	1	2
CO4	4	4	3	3	4
	2.5	2.5	2.25	1.75	2.5

Cc	No. of Students attended	No. of Students Attained			CO_DA CCAA 2/1	CO_IA MSA 3/1	CO_FA 4/1
		DA	IA	FA			
THP	02	2	2	1	1	1	0.5
HEP	04	4	4	3	1	1	0.75
B. Com (.G)	6	6	6	6	1	1	1
B. Com (E.M)	7	7	7	4	1	1	1
CA	8	8	8	8	1	1	1
MPC	24	24	24	23	1	1	0.95
MPCS	31	31	31	31	1	1	1
CBZ	10	10	10	10	1	1	1
C ZAQT	4	4	4	2	1	1	0.5
CBHT	7	7	7	7	1	1	1
CBMB	8	8	8	8	1	1	1
H. Sc	10	10	10	8	1	1	0.8

SEM II: SANSKRIT

I B.A. B. Com, B.Sc. “PROSE ,POETRY AND GRAMMAR”

2021-2022

COURSE OUTCOMES: SAN 20202

CO1:Students acquire knowledge of Sanskrit grammar.

CO2:Drama of Bhasa, Kalidasa and general knowledge of some famous Sanskrit Dramas.

CO3:To Estimate the moral/ethical values in Classical Sanskrit literature

CO4:To Appreciate the uses of Sanskrit language in modern World and apply the knowledge acquired to make basic conversation and basic writing in Sanskrit

Bachelor of Arts (B. com.):

CO/PO	PO1	PO2	PO3	PO4	PO5
CO1	3	2	1	1	2
CO2	2	3	1	1	2
CO3	2	4	1	1	3
CO4	3	5	1	3	4
	2.5	3.5	1	1.5	2.75

Cc	No. of Students attended	No. of Students Attained			CO_DA CCAA 2/1	CO_IA MSA 3/1	CO_FA 4/1
		DA	IA	FA			
THP	02	2	2	2	1	1	1
HEP	04	4	4	3	1	1	0.75
B. Com (.G	6	6	6	6	1	1	1
B. Com (E.)	7	7	7	3	1	1	0.42
CA	8	8	8	8	1	1	1
MPC	22	22	22	22	1	1	1
MPCS	30	30	30	30	1	1	1
CBZ	10	10	10	10	1	1	1
C ZAQT	4	4	4	4	1	1	1
CBHT	7	7	7	7	1	1	1
CBMB	8	8	8	8	1	1	1
H. Sc	8	8	8	5	1	1	0.62

SEM III: SANSKRIT

I I B.A. B. Com, B.Sc.

“DRMAUPAISHAD ,ALAMKARA ,HISTORY OF LITERATURE”

2021-2022

COURSE OUTCOMES: SAN 20302

CO1:Students gain knowledge of some special part of Sanskrit grammar displays.

CO2:Drama of Bhasa, Kalidasa and general knowledge of some famous Sanskrit Dramas.

CO3:Learners obtain knowledge of aesthetics and their parts such as Chhanda, Rasa, Alankar etc.

CO4:The Indian aspects of environmental ideas are introduced to the students with particular reference Kautiliya arthashastra & Vedic texts.

[Bachelor of Arts \(B. com.\):](#)

CO/PO	PO1	PO2	PO3	PO4	PO5
CO1	5	3	2	1	3
CO2	4	4	2	2	3
CO3	4	5	1	3	4
CO4	3	4	3	5	4
	4	4	2	2.5	3.5

Cc	No. of Students attended	No. of Students Attained			CO_I	CO_	CO_FA
		DA	IA	FA	CCA/2/1	MSA/3/1	4/1
THP	1	1	1	0	1	1	0
HEP	04	4	4	3	1	1	0.75
B. Com (.G)	6	6	6	6	1	1	1
B. Com (E.M)	7	7	7	6	1	1	0.85
CA	7	7	7	7	1	1	1
MPC	22	22	22	21	1	1	0.95
MPCS	30	30	30	30	1	1	1
CBZ	10	10	10	10	1	1	1
C ZAQT	4	4	4	4	1	1	1
CBHT	7	7	7	7	1	1	1
CBMB	8	8	8	8	1	1	1
H. Sc	6	6	6	6	1	1	1

B.COM (G)SEM- I,II & III CCAA Assessment Attainment

PO's	SAN Paper I	PO Attainment	Weighted product	SAN SEM II Paper-II	PO Attainment	Weighted product	SAN SEM III Paper-III	PO Attainment	Weighted product
PO1	2.5	1	2.5	2.5	1	2.5	4	1	4
PO2	2.5	1	2.5	3.5	1	3.5	4	1	4
PO3	2.25	1	2.25	1	1	1	2	1	2
PO4	1.75	1	1.75	1.5	1	1.5	2.5	1	2.5
PO5	2.5	1	2.5	2.75	1	2.75	3.5	1	3.5

B.COM (G) SEM-I,II & III MSA Assessment Attainment

PO's	SAN SEM I Paper I	PO Attainment	Weighted product	SAN SEM II Paper-II	PO Attainment	Weighted product	SAN SEM III Paper-III	PO Attainment	Weighted product
PO1	2.5	1	2.5	2.5	1	2.5	4	1	4
PO2	2.5	1	2.5	3.5	1	3.5	4	1	4
PO3	2.25	1	2.25	1	1	1	2	1	2
PO4	1.75	1	1.75	1.5	1	1.5	2.5	1	2.5
PO5	2.5	1	2.5	2.75	1	2.75	3.5	1	3.5

B.COM(G)SEM- I,II & III FA Assessment Attainment

PO's	SAN SEM I Paper I	PO Attainment	Weighted product	SAN SEM II Paper-II	PO Attainment	Weighted product	SAN SEM III Paper-III	PO Attainment	Weighted product
PO1	2.5	1	2.5	2.5	1	2.5	4	1	4
PO2	2.5	1	2.5	3.5	1	3.5	4	1	4
PO3	2.25	1	2.25	1	1	1	2	1	2
PO4	1.75	1	1.75	1.5	1	1.5	2.5	1	2.5
PO5	2.5	1	2.5	2.75	1	2.75	3.5	1	3.5

B.COM (E.M) SEM- I,II & III CCAA Assessment Attainment

PO's	SAN Paper I	PO Attainment	Weighted product	SAN SEM II Paper-II	PO Attainment	Weighted product	SAN SEM III Paper-III	PO Attainment	Weighted product
PO1	2.5	1	2.5	2.5	1	2.5	4	1	4
PO2	2.5	1	2.5	3.5	1	3.5	4	1	4
PO3	2.25	1	2.25	1	1	1	2	1	2
PO4	1.75	1	1.75	1.5	1	1.5	2.5	1	2.5
PO5	2.5	1	2.5	2.75	1	2.75	3.5	1	3.5

B.COM (E.M) SEM- I,II & III MSA Assessment Attainment

PO's	SAN SEM I Paper I	PO Attainment	Weighted product	SAN SEM II Paper-II	PO Attainment	Weighted product	SAN SEM III Paper-III	PO Attainment	Weighted product
PO1	2.5	1	2.5	2.5	1	2.5	4	1	4
PO2	2.5	1	2.5	3.5	1	3.5	4	1	4
PO3	2.25	1	2.25	1	1	1	2	1	2
PO4	1.75	1	1.75	1.5	1	1.5	2.5	1	2.5
PO5	2.5	1	2.5	2.75	1	2.75	3.5	1	3.5

B.COM(E.M) SEM- I,II & III FA Assessment Attainment

PO's	SAN SEM I Paper I	PO Attainment	Weighted product	SAN SEM II Paper-II	PO Attainment	Weighted product	SAN SEM III Paper-III	PO Attainment	Weighted product
PO1	2.5	1	2.5	2.5	0.42	1.05	4	0.85	3.4
PO2	2.5	1	2.5	3.5	0.42	1.47	4	0.85	3.4
PO3	2.25	1	2.25	1	0.42	0.42	2	0.85	1.7
PO4	1.75	1	1.75	1.5	0.42	0.63	2.5	0.85	2.12
PO5	2.5	1	2.5	2.75	0.42	1.15	3.5	0.85	2.97

B.A C.A SEM- I,II & III CCAA Assessment Attainment

PO's	SAN Paper I	PO Attainment	Weighted product	SAN SEM II Paper-II	PO Attainment	Weighted product	SAN SEM III Paper-III	PO Attainment	Weighted product
PO1	2.5	1	2.5	2.5	1	2.5	4	1	4
PO2	2.5	1	2.5	3.5	1	3.5	4	1	4
PO3	2.25	1	2.25	1	1	1	2	1	2
PO4	1.75	1	1.75	1.5	1	1.5	2.5	1	2.5
PO5	2.5	1	2.5	2.75	1	2.75	3.5	1	3.5

B.A C.A SEM- I,II & III MSA Assessment Attainment

PO's	SAN SEM I Paper I	PO Attainment	Weighted product	SAN SEM II Paper-II	PO Attainment	Weighted product	SAN SEM III Paper-III	PO Attainment	Weighted product
PO1	2.5	1	2.5	2.5	1	2.5	4	1	4
PO2	2.5	1	2.5	3.5	1	3.5	4	1	4
PO3	2.25	1	2.25	1	1	1	2	1	2
PO4	1.75	1	1.75	1.5	1	1.5	2.5	1	2.5
PO5	2.5	1	2.5	2.75	1	2.75	3.5	1	3.5

B.A C.A SEM- I,II & III FA Assessment Attainment

PO's	SAN SEM I Paper I	PO Attainment	Weighted product	SAN SEM II Paper-II	PO Attainment	Weighted product	SAN SEM III Paper-III	PO Attainment	Weighted product
PO1	2.5	1	2.5	2.5	1	1.05	4	1	3.4
PO2	2.5	1	2.5	3.5	1	1.47	4	1	3.4
PO3	2.25	1	2.25	1	1	0.42	2	1	1.7
PO4	1.75	1	1.75	1.5	1	0.63	2.5	1	2.12
PO5	2.5	1	2.5	2.75	1	1.15	3.5	1	2.97

A.S.D. GOVT. DEGREE COLLEGE FOR WOMEN (A), KAKINADA

DEPARTMENT OF CHEMISTRY

2023-24 outgoing batch CO PO ATTAINMENT FOR ALL SEMESTERS (CZAq)

CO-PO MAPPING

1: Slight [Low]; 2: Moderate [Medium]; 3: Substantial [High], 0: (No Correlation)

I B.Sc Paper-I (Semeter I) : Inorganic & Physical Chemistry

	PO 1	PO 2	PO 3	PO 4	PO 5	PO 6
CO 1	2	3	2	2	2	3
CO 2	3	2	3	0	3	2
CO 3	0	2	3	0	3	3
AVG	1.66	2.33	2.66	0.66	2.66	2.66

I B.Sc Paper-II (Semeter II) : Organic & General Chemistry

	PO 1	PO 2	PO 3	PO 4	PO 5	PO 6
CO 1	2	3	3	2	3	3
CO 2	2	2	0	2	3	0
CO 3	3	2	3	2	3	3
CO 4	2	3	2	1	2	1
AVG	2.25	2.5	2	1.75	2.7	1.75

II B.Sc Paper-III (Semeter-III) Organic Chemistry & Spectroscopy

	PO 1	PO 2	PO 3	PO 4	PO 5	PO 6
CO 1	3	3	3	2	3	3
CO 2	3	3	3	3	3	3
CO 3	3	2	3	2	3	3
CO 4	3	3	3	3	3	3
AVG	3	2.75	3	2.5	3	3

II B.Sc Paper-IV(Semeter-IV) Inorganic,Organic & Physical Chemistry

	PO 1	PO 2	PO 3	PO 4	PO 5	PO 6
CO 1	2	2	2	3	3	3
CO 2	3	2	3	3	3	2
CO 3	2	2	3	3	3	3
CO 4	3	3	3	0	3	0
AVG	2.5	2.5	2.75	2.25	3	2

II B.Sc Paper-V (Semeter-IV) Inorganic & Physical Chemistry

	PO 1	PO 2	PO 3	PO 4	PO 5	PO 6
CO 1	2	2	1	3	2	2
CO 2	3	3	2	3	2	2
CO 3	2	1	1	3	2	2
CO 4	2	2	1	3	2	1
AVG	2.25	2.25	1.25	3	2	1.75

III B.Sc Paper-6D (Semester –V) Environmental chemistry

	PO1	PO2	PO3	PO4	PO5	PO6
CO1	2	4	4	-	2	2
CO2	1	3	4	-	1	2
CO3	2	3	4	-	2	2
CO4	1	3	3	1	3	1
Avg	1.5	3.25	3.75	0.25	2	1.75

III B.Sc Paper 7D (Semester-V) Green chemistry and Nanotechnology

	PO1	PO2	PO3	PO4	PO5	PO6
CO1	3	3	4	2	1	2
CO2	1	2	3	1	1	2
CO3	3	3	3	1	1	1
CO4	3	3	3	2	3	3
Avg	2.5	2.75	3.25	1.5	1.5	2

Calculating attainment at each level of course CZAq

Courses	No of students attended	No of students attained			CO_CCAA	CO_MSA	CO_FA
		CCAA(≥ 7)	MSA(≥ 8)	FA(≥ 26)			
	(1)	(2)	(3)	(4)	(2)/(1)	(3)/(1)	(4)/(1)
Inorganic & Physical Chemistry-1	27	27	27	23	1	1	0.852
Organic & General Chemistry-II	26	26	23	23	1	0.885	0.885
Organic Chemistry & Spectroscopy-III	26	26	23	15	1	0.885	0.577
Inorganic, Organic & Physical Chemistry-IV	25	25	22	25	1	0.88	1
Inorganic & Physical Chemistry-V	25	25	25	23	1	1	0.92
Environmental chemistry-6D	25	25	22	24	1	0.88	0.96
Green chemistry and Nanotechnology-7D	25	25	22	23	1	0.88	0.92

I B.Sc CZAq Paper- I &II CCAA Assessment Attainment

PO's	Chem Paper I	PO Attainment	Weighed product	Chem Paper-II	PO Attainment	Weighed product
PO1	1.66	1	1.66	2.25	1	2.25
PO2	2.33	1	2.33	2.5	1	2.5
PO3	2.66	1	2.66	2	1	2
PO4	0.66	1	0.66	1.75	1	1.75
PO5	2.66	1	2.66	2.7	1	2.7
PO6	2.66	1	2.66	1.75	1	1.75

I B.Sc CZAq Paper- I &II MSA(IA) Attainment

PO's	Chem Paper I	PO Attainment	Weighed product	Chem Paper-II	PO Attainment	Weighed product
PO1	1.66	1	1.66	2.25	0.885	1.991
PO2	2.33	1	2.33	2.5	0.885	2.213
PO3	2.66	1	2.66	2	0.885	1.77
PO4	0.66	1	0.66	1.75	0.885	1.549
PO5	2.66	1	2.66	2.7	0.885	2.39
PO6	2.66	1	2.66	1.75	0.885	1.549

I B.Sc CZAq Paper- I &II FA Attainment

PO's	Chem Paper I	PO Attainment	Weighed product	Chem Paper-II	PO Attainment	Weighed product
PO1	1.66	0.852	1.414	2.25	0.885	1.991
PO2	2.33	0.852	1.985	2.5	0.885	2.213
PO3	2.66	0.852	2.266	2	0.885	1.77
PO4	0.66	0.852	0.562	1.75	0.885	1.549
PO5	2.66	0.852	2.266	2.7	0.885	2.39
PO6	2.66	0.852	2.266	1.75	0.885	1.549

II B.Sc CZAq Paper- III, IV &V CCAA Assessment Attainment

PO's	Chem Paper III	PO Attainment	Weighed product	Chem Paper-IV	PO Attainment	Weighed product	Chem Paper-V	PO Attainment	Weighed product
PO1	3	1	3	2.5	1	2.5	2.25	1	2.25
PO2	2.75	1	2.75	2.5	1	2.5	2.25	1	2.25
PO3	3	1	3	2.75	1	2.75	1.25	1	1.25
PO4	2.5	1	2.5	2.25	1	2.25	3	1	3
PO5	3	1	3	3	1	3	2	1	2
PO6	3	1	3	2	1	2	1.75	1	1.75

II B.Sc CZAq Paper- III, IV &V MSA(IA) Attainment

PO's	Chem Paper III	PO Attainment	Weighed product	Chem Paper-IV	PO Attainment	Weighed product	Chem Paper-V	PO Attainment	Weighed product
PO1	3	0.885	2.655	2.5	0.88	2.2	2.25	1	2.25
PO2	2.75	0.885	2.434	2.5	0.88	2.2	2.25	1	2.25
PO3	3	0.885	2.655	2.75	0.88	2.42	1.25	1	1.25
PO4	2.5	0.885	2.213	2.25	0.88	1.98	3	1	3
PO5	3	0.885	2.655	3	0.88	2.64	2	1	2
PO6	3	0.885	2.655	2	0.88	1.76	1.75	1	1.75

II B.Sc CZAq Paper- III, IV &V FA Attainment

PO's	Chem Paper III	PO Attainment	Weighed product	Chem Paper-IV	PO Attainment	Weighed product	Chem Paper-V	PO Attainment	Weighed product
PO1	3	0.577	1.731	2.5	1	2.5	2.25	0.92	2.07
PO2	2.75	0.577	1.587	2.5	1	2.5	2.25	0.92	2.07
PO3	3	0.577	1.731	2.75	1	2.75	1.25	0.92	1.15
PO4	2.5	0.577	1.443	2.25	1	2.25	3	0.92	2.76
PO5	3	0.577	1.731	3	1	3	2	0.92	1.84
PO6	3	0.577	1.731	2	1	2	1.75	0.92	1.61

III B.Sc CZAq Paper-6D &7D (SEM-V) CCAA Assessment Attainment

PO's	Chem 6D	PO Attainment	Weighed product	Chem 7D	PO Attainment	Weighed product
PO1	1.5	1	1.5	2.5	1	2.5
PO2	3.25	1	3.25	2.75	1	2.75
PO3	3.75	1	3.75	3.25	1	3.25
PO4	0.25	1	0.25	1.5	1	1.5
PO5	2	1	2	1.5	1	1.5
PO6	1.75	1	1.75	2	1	2

III B.Sc CZAq Paper-6D &7D (SEM-V) MSA(IA) Assessment Attainment

PO's	Chem 6D	PO Attainment	Weighed product	Chem 7D	PO Attainment	Weighed product
PO1	1.5	0.88	1.32	2.5	0.88	2.2
PO2	3.25	0.88	2.86	2.75	0.88	2.42
PO3	3.75	0.88	3.3	3.25	0.88	2.86
PO4	0.25	0.88	0.22	1.5	0.88	1.32
PO5	2	0.88	1.76	1.5	0.88	1.32
PO6	1.75	0.88	1.54	2	0.88	1.76

III B.Sc CZAq Paper-6D &7D (SEM-V) FA Assessment Attainment

PO's	Chem 6D	PO Attainment	Weighed product	Chem 7D	PO Attainment	Weighed product
PO1	1.5	0.96	1.44	2.5	0.92	2.3
PO2	3.25	0.96	3.12	2.75	0.92	2.53
PO3	3.75	0.96	3.6	3.25	0.92	2.99
PO4	0.25	0.96	0.24	1.5	0.92	1.38
PO5	2	0.96	1.92	1.5	0.92	1.38
PO6	1.75	0.96	1.68	2	0.92	1.84

A.S.D. GOVT. DEGREE COLLEGE FOR WOMEN (A), KAKINADA
DEPARTMENT OF ZOOLOGY
 2023-2024 outgoing batch CO PO ATTAINMENT FOR ALL SEMESTERS
 (CBZ & CZAqT)

CO-PO Mapping:

The COs are mapped to POs based on the relevance on a scale of 0-3

(1: Slight [Low]; 2: Moderate [Medium]; 3: Substantial [High], '-'/0: No Correlation)

I B.Sc Paper-I (Semester I): Animal Diversity – Biology of Non-Chordates

	PO1	PO2	PO3	PO4	PO5	PO6
CO1	2	2	1	1	3	2
CO2	1	3	1	2	3	1
CO3	1	2	1	1	3	3
CO4	2	3	2	2	3	2
CO5	2	1	2	1	3	1
Average	1.6	2.2	1.4	1.4	3	1.8

I B.Sc Paper-II (Semester II) : Animal Diversity – Biology of Chordates

	PO1	PO2	PO3	PO4	PO5	PO6
CO1	2	1	1	3	3	1
CO2	2	1	2	3	3	1
CO3	3	1	3	3	3	1
CO4	2	1	1	2	3	1
CO5	2	1	1	2	3	1
Average	2.1	1.0	1.6	2.6	3	1

II B.Sc Paper-III(Semester III): Cell Biology, Genetics, Molecular Biology & Evolution

	PO1	PO2	PO3	PO4	PO5	PO6
CO1	3	1	2	3	3	1
CO2	2	0	0	2	3	1
CO3	3	2	1	3	3	1
CO4	3	3	1	3	3	1
CO5	2	0	0	3	3	1
CO6	3	2	2	3	3	1
Average	2.66	1.33	1.0	2.83	3	1

II B.Sc Paper-IV(Semester IV): Animal Physiology, Cellular Metabolism and Embryology

	PO1	PO2	PO3	PO4	PO5	PO6
CO1	2	2	1	1	2	1
CO2	1	3	1	2	1	1
CO3	1	2	1	1	3	1
CO4	2	3	2	2	2	1
CO5	2	1	2	1	1	1
Average	1.6	2.2	1.4	1.4	1.8	1

II B.Sc Paper- V (Semester IV): Immunology and Animal Biotechnology

	PO1	PO2	PO3	PO4	PO5	PO6
CO1	2	1	0	1	3	0
CO2	2	1	1	1	3	1
CO3	1	1	1	2	3	1
CO4	1	1	1	1	3	2
CO5	1	0	0	1	3	0
CO6	1	0	0	1	3	1
CO7	1	1	1	2	3	1
CO8	1	1	1	1	3	0
CO9	1	0	1	1	3	1
CO10	2	2	1	2	3	2
CO11	2	2	0	1	3	0
CO12	1	1	2	1	3	0
CO13	1	0	0	1	3	1
Average	1.30	0.84	0.69	1.23	3	0.77

III B.Sc Paper 6A (Semester V): Sustainable Aquaculture Management

	PO1	PO2	PO3	PO4	PO5	PO6
CO1	3	3	3	3	3	3
CO2	3	3	3	3	3	3
CO3	3	3	3	3	3	3
CO4	3	3	3	3	3	3
CO5	3	3	3	3	3	3
Average	3	3	3	3	3	3

III B.Sc Paper- 7A (Semester V): Post-Harvest Technology of Fish and Fisheries

	PO1	PO2	PO3	PO4	PO5	PO6
CO1	2	3	3	3	3	3
CO2	3	3	3	3	3	3
CO3	2	2	3	3	3	3
CO4	3	3	3	3	3	3
CO5	3	3	3	3	3	3
Average	2.6	2.8	3	3	3	3

Courses	No of students attended	No of students attained			CO_CCAA	CO_MSA	CO_FA
		CCAA (≥ 7)	MSA(≥ 8)	FA(≥ 26)			
	(1)	(2)	(3)	(4)	(2)/(1)	(3)/(1)	(4)/(1)
Animal Diversity – Biology of Non-Chordates	54	54	50	46	1	0.93	0.85
Animal Diversity – Biology of Chordates	51	51	28	50	1	0.549	0.980
Cell Biology, Genetics, Molecular Biology & Evolution	47	46	13	44	0.978	0.276	0.936
Animal Physiology, Cellular Metabolism and Embryology	45	45	29	44	1	0.644	0.977
Immunology and Animal Biotechnology	45	45	37	43	1	0.822	0.955
Sustainable Aquaculture Management	44	44	41	43	1	0.931	0.977
Post-Harvest Technology of Fish and Fisheries	44	44	41	44	1	0.931	1

I B.Sc CBZ(E) Paper- I &II CCAA Assessment Attainment

PO's	Zoo Paper I	PO Attainment	Weighed product	Zoo Paper-II	PO Attainment	Weighed product
PO1	1.6	1	1.6	2.1	1	2.1
PO2	2.2	1	2.2	1.0	1	1.0
PO3	1.4	1	1.4	1.6	1	1.6
PO4	1.4	1	1.4	2.6	1	2.6
PO5	3	1	3	3	1	3
PO6	1.8	1	1.8	1	1	1

I B.Sc CBZ(E) Paper- I &II MSA(IA) Attainment

PO's	Zoo Paper I	PO Attainment	Weighed product	Zoo Paper-II	PO Attainment	Weighed product
PO1	1.6	0.93	1.488	2.1	0.549	1.1529
PO2	2.2	0.93	2.046	1.0	0.549	0.549
PO3	1.4	0.93	1.302	1.6	0.549	0.8784
PO4	1.4	0.93	1.302	2.6	0.549	1.4274
PO5	3	0.93	2.79	3	0.549	1.9764
PO6	1.8	0.93	1.674	1	0.549	0.549

I B.Sc CBZ(T) Paper- I &II FA Attainment

PO's	Zoo Paper I	PO Attainment	Weighed product	Zoo Paper-II	PO Attainment	Weighed product
PO1	1.6	0.85	1.36	2.1	0.980	2.058
PO2	2.2	0.85	1.87	1.0	0.980	0.980
PO3	1.4	0.85	1.19	1.6	0.980	1.568
PO4	1.4	0.85	1.19	2.6	0.980	2.548
PO5	3	0.85	2.55	3	0.980	2.94
PO6	1.8	0.85	1.53	1	0.980	0.980

II B.Sc CBZ(E) Paper- III, IV &V CCAA Assessment Attainment

PO's	Zoo Paper III	PO Attainment	Weighed product	Zoo Paper-IV	PO Attainment	Weighed product	Zoo Paper-V	PO Attainment	Weighed product
PO1	2.66	0.978	2.601	1.6	1	1.6	1.30	1	1.30
PO2	1.33	0.978	1.300	2.2	1	2.2	0.84	1	0.84
PO3	1.0	0.978	0.978	1.4	1	1.4	0.69	1	0.69
PO4	2.83	0.978	2.767	1.4	1	1.4	1.23	1	1.23
PO5	3	0.978	2.934	1.8	1	1.8	3	1	3
PO6	1	0.978	0.978	1	1	1	0.77	1	0.77

II B.Sc CBZ(T) Paper- III, IV &V MSA(IA) Attainment

PO's	Zoo Paper III	PO Attainment	Weighed product	Zoo Paper-IV	PO Attainment	Weighed product	Zoo Paper-V	PO Attainment	Weighed product
PO1	2.66	0.276	0.734	1.6	0.644	1.030	1.30	0.822	1.069
PO2	1.33	0.276	0.367	2.2	0.644	1.416	0.84	0.822	0.690
PO3	1.0	0.276	0.276	1.4	0.644	0.901	0.69	0.822	0.567
PO4	2.83	0.276	0.781	1.4	0.644	0.901	1.23	0.822	1.011
PO5	3	0.276	0.828	1.8	0.644	1.592	3	0.822	2.466
PO6	1	0.276	0.276	1	0.644	0.644	0.77	0.822	0.632

II B.Sc CBZ(T) Paper- III, IV &V FA Attainment

PO's	Zoo Paper III	PO Attainment	Weighed product	Zoo Paper-IV	PO Attainment	Weighed product	Zoo Paper-V	PO Attainment	Weighed product
PO1	2.66	0.936	2.489	1.6	0.977	1.563	1.30	0.955	1.227
PO2	1.33	0.936	1.244	2.2	0.977	2.149	0.84	0.955	0.802
PO3	1.0	0.936	0.936	1.4	0.977	1.367	0.69	0.955	0.658
PO4	2.83	0.936	2.648	1.4	0.977	1.367	1.23	0.955	1.174
PO5	3	0.936	2.808	1.8	0.977	1.758	3	0.955	2.865
PO6	1	0.936	0.936	1	0.977	0.977	0.77	0.955	0.735

III B.Sc , CBZ (T) Paper-6A&7A (SEM-V) CCAA Assessment Attainment

PO's	Zoo 6A	PO Attainment	Weighed product	Zoo 7A	PO Attainment	Weighed product
PO1	3	1	3	2.6	1	2.6
PO2	3	1	3	2.8	1	2.8
PO3	3	1	3	3	1	3
PO4	3	1	3	3	1	3
PO5	3	1	3	3	1	3
PO6	3	1	3	3	1	3

III B.Sc , CBZ (T) Paper-6A&7A (SEM-V) MSA(IA) Assessment Attainment

PO's	Zoo 6A	PO Attainment	Weighed product	Zoo 7A	PO Attainment	Weighed product
PO1	3	0.931	2.793	2.6	0.931	2.420
PO2	3	0.931	2.793	2.8	0.931	2.606
PO3	3	0.931	2.793	3	0.931	2.793
PO4	3	0.931	2.793	3	0.931	2.793
PO5	3	0.931	2.793	3	0.931	2.793
PO6	3	0.931	2.793	3	0.931	2.793

III B.Sc , CBZ (T) Paper-6A&7A (SEM-V) FA Assessment Attainment

PO's	Zoo 6A	PO Attainment	Weighed product	Zoo 7A	PO Attainment	Weighed product
PO1	3	0.977	2.931	2.6	1	2.6
PO2	3	0.977	2.931	2.8	1	2.8
PO3	3	0.977	2.931	3	1	3
PO4	3	0.977	2.931	3	1	3
PO5	3	0.977	2.931	3	1	3
PO6	3	0.977	2.931	3	1	3

CZAqT

Courses	No of students attended	No of students attained			CO_CCAA	CO_MSA	CO_FA
		CCAA (≥ 7)	MSA(≥ 8)	FA(≥ 26)			
	(1)	(2)	(3)	(4)	(2)/(1)	(3)/(1)	(4)/(1)
Animal Diversity – Biology of Non-Chordates	27	27	18	18	1	0.67	0.67
Animal Diversity – Biology of Chordates	26	26	15	24	1	0.58	0.93
Cell Biology, Genetics, Molecular Biology & Evolution	26	26	22	25	1	0.85	0.97
Animal Physiology, Cellular Metabolism and Embryology	25	25	11	25	1	0.44	1
Immunology and Animal Biotechnology	25	25	25	25	1	1	1
Livestock management – I - Biology of Dairy animals	25	25	20	24	1	0.8	0.96
Livestock management – II - Dairy Production and management	25	25	25	25	1	1	1

I B.Sc CZAqT Paper- I &II CCAA Assessment Attainment

PO's	Zoo Paper I	PO Attainment	Weighed product	Zoo Paper-II	PO Attainment	Weighed product
PO1	1.6	1	1.6	2.1	1	2.1
PO2	2.2	1	2.2	1.0	1	1.0
PO3	1.4	1	1.4	1.6	1	1.6
PO4	1.4	1	1.4	2.6	1	2.6
PO5	3	1	3	3	1	3
PO6	1.8	1	1.8	1	1	1

I B.Sc CZAqT Paper- I &II MSA(IA) Attainment

PO's	Zoo Paper I	PO Attainment	Weighed product	Zoo Paper-II	PO Attainment	Weighed product
PO1	1.6	0.67	1.072	2.1	0.58	1.218
PO2	2.2	0.67	1.474	1.0	0.58	0.58
PO3	1.4	0.67	0.938	1.6	0.58	0.928
PO4	1.4	0.67	0.938	2.6	0.58	1.508
PO5	3	0.67	2.01	3	0.58	1.74
PO6	1.8	0.67	1.206	1	0.58	0.58

I B.Sc CZAqT Paper- I &II FA Attainment

PO's	Zoo Paper I	PO Attainment	Weighed product	Zoo Paper-II	PO Attainment	Weighed product
PO1	1.6	0.67	1.072	2.1	0.93	1.953
PO2	2.2	0.67	1.474	1.0	0.93	0.93
PO3	1.4	0.67	0.938	1.6	0.93	1.488
PO4	1.4	0.67	0.938	2.6	0.93	2.418
PO5	3	0.67	2.01	3	0.93	2.79
PO6	1.8	0.67	1.206	1	0.93	0.93

II B.Sc CZAqT Paper- III, IV &V CCAA Assessment Attainment

PO's	Zoo Paper III	PO Attainment	Weighed product	Zoo Paper-IV	PO Attainment	Weighed product	Zoo Paper-V	PO Attainment	Weighed product
PO1	2.66	1	2.66	1.6	1	1.6	1.30	1	1.30
PO2	1.33	1	1.33	2.2	1	2.2	0.84	1	0.84
PO3	1.0	1	1.0	1.4	1	1.4	0.69	1	0.69
PO4	2.83	1	2.83	1.4	1	1.4	1.23	1	1.23
PO5	3	1	3	1.8	1	1.8	3	1	3
PO6	1	1	1	1	1	1	0.77	1	0.77

II B.Sc CZAqT Paper- III, IV &V MSA(IA) Attainment

PO's	Zoo Paper III	PO Attainment	Weighed product	Zoo Paper-IV	PO Attainment	Weighed product	Zoo Paper-V	PO Attainment	Weighed product
PO1	2.66	0.85	2.261	1.6	0.44	0.704	1.30	1	1.30
PO2	1.33	0.85	1.134	2.2	0.44	0.968	0.84	1	0.84
PO3	1.0	0.85	0.85	1.4	0.44	0.616	0.69	1	0.69
PO4	2.83	0.85	2.406	1.4	0.44	0.616	1.23	1	1.23
PO5	3	0.85	2.55	1.8	0.44	0.792	3	1	3
PO6	1	0.85	0.85	1	0.44	0.44	0.77	1	0.77

II B.Sc CZAqT Paper- III, IV &V FA Attainment

PO's	Zoo Paper III	PO Attainment	Weighed product	Zoo Paper-IV	PO Attainment	Weighed product	Zoo Paper-V	PO Attainment	Weighed product
PO1	2.66	0.94	2.5004	1.6	0.78	1.248	1.30	1	1.30
PO2	1.33	0.94	1.2502	2.2	0.78	1.716	0.84	1	0.84
PO3	1.0	0.94	0.94	1.4	0.78	1.092	0.69	1	0.69
PO4	2.83	0.94	2.6602	1.4	0.78	1.092	1.23	1	1.23
PO5	3	0.94	2.82	1.8	0.78	1.404	3	1	3
PO6	1	0.94	0.94	1	0.78	0.78	0.77	1	0.77

III B.Sc , CZAqT Paper-6B&7B (SEM-V) CCAA Assessment Attainment

PO's	Zoo 6B	PO Attainment	Weighed product	Zoo 7B	PO Attainment	Weighed product
PO1	2.1	1	2.1	2.8	1	2.8
PO2	2.1	1	2.1	3	1	3
PO3	3	1	3	3	1	3
PO4	3	1	3	3	1	3
PO5	3	1	3	3	1	3
PO6	3	1	3	3	1	3

III B.Sc , CZAqT Paper-6B&7B (SEM-V) MSA (IA) Assessment Attainment

PO's	Zoo 6B	PO Attainment	Weighed product	Zoo 7B	PO Attainment	Weighed product
PO1	2.1	0.8	1.68	2.8	1	2.8
PO2	2.1	0.8	1.68	3	1	3
PO3	3	0.8	2.4	3	1	3
PO4	3	0.8	2.4	3	1	3
PO5	3	0.8	2.4	3	1	3
PO6	3	0.8	2.4	3	1	3

III B.Sc , CZAqT Paper-6B&7B (SEM-V) FA Assessment Attainment

PO's	Zoo 6B	PO Attainment	Weighed product	Zoo 7B	PO Attainment	Weighed product
PO1	2.1	0.96	2.016	2.8	1	2.8
PO2	2.1	0.96	2.016	3	1	3
PO3	3	0.96	2.88	3	1	3
PO4	3	0.96	2.88	3	1	3
PO5	3	0.96	2.88	3	1	3
PO6	3	0.96	2.88	3	1	3

A.S.D. GOVT. DEGREE COLLEGE FOR WOMEN (A), KAKINADA
DEPARTMENT OF ZOOLOGY AND AQUACULTURE TECHNOLOGY
2023-2024 outgoing batch CO PO ATTAINMENT FOR ALL SEMESTERS (CZAqT)
CO-PO Mapping:

The COs are mapped to POs based on the relevance on a scale of 0-3

(1: Slight [Low]; 2: Moderate [Medium]; 3: Substantial [High], '-'/0: No Correlation)

I B.Sc (Semester I): Paper-I Basic Principles of Aquaculture

	PO1	PO2	PO3	PO4	PO5	PO6
CO1	2	1	3	2	3	3
CO2	2	2	3	2	3	3
CO3	2	2	3	2	3	3
CO4	2	1	2	1	3	3
CO5	2	2	1	3	3	3
Average	2.0	1.6	2.4	2.0	3.0	3.0

I B.Sc (Semester II): Paper-II Biology of finfish and shellfish

	PO1	PO2	PO3	PO4	PO5	PO6
CO1	2	1	2	2	3	3
CO2	2	1	2	1	3	3
CO3	2	2	2	2	3	3
CO4	2	2	2	2	3	3
CO5	2	2	2	2	3	3
Average	2.0	1.6	2.0	1.8	3.0	3.0

II B.Sc (Semester III): Paper-III Fish Nutrition and Feed Technology

	PO1	PO2	PO3	PO4	PO5	PO6
CO1	2	1	2	2	3	3
CO2	2	1	2	1	3	3
CO3	2	2	2	1	3	3
CO4	2	2	2	1	3	3
CO5	2	2	2	2	3	3
Average	2.0	1.6	2.0	1.4	3.0	3.0

II B.Sc (Semester IV): Paper-IV Fresh water and brackish water aquaculture

	PO1	PO2	PO3	PO4	PO5	PO6
CO1	2	2	3	2	3	3
CO2	2	2	2	1	3	3
CO3	2	2	2	1	3	3
CO4	2	2	3	2	3	3
CO5	2	2	3	2	3	3
Average	2	2	2.6	1.6	3.0	3.0

III B.Sc (Semester V): Paper V FISH HEALTH MANAGEMENT AND FISHERIES ECONOMICS

	PO1	PO2	PO3	PO4	PO5	PO6
CO1	2	2	2	3	3	3
CO2	1	2	2	3	3	3
CO3	1	2	1	3	3	3
CO4	2	3	3	1	3	3
CO5	3	3	3	2	3	3
Average	1.8	2.4	2.2	2.4	3.0	3.0

III B.Sc (Semester V): Paper VIA SOIL AND WATER QUALITY MANAGEMENT

	PO1	PO2	PO3	PO4	PO5	PO6
CO1	3	2	2	3	3	3
CO2	3	3	2	2	3	3
CO3	3	2	2	1	3	3
CO4	2	2	2	2	3	3
CO5	2	2	2	1	3	3
Average	2.6	2.2	2.0	1.8	3.0	3.0

III B.Sc (Semester V): Paper: VIIA ORNAMENTAL FISH CULTURE

	PO1	PO2	PO3	PO4	PO5	PO6
CO1	2	2	2	1	3	3
CO2	2	2	2	2	3	3
CO3	3	3	2	2	3	3
CO4	2	2	2	2	3	3
CO5	2	2	2	2	3	3
Average	2.2	2.2	2.0	1.8	3.0	3.0

CZAqT

Courses	No of students attended	No of the students attained			CO_CCAA	CO_MSA	CO_FA
		CCAA (≥ 7)	MSA(≥ 8)	FA(≥ 26)			
	(1)	(2)	(3)	(4)	(2)/(1)	(3)/(1)	(4)/(1)
Basic Principles of Aquaculture I	27	27	27	27	1	1	1
Biology of Finfish and Shellfish II	26	26	20	26	1	0.76	1
Fish Nutrition and Feed Technology III	26	26	24	26	1	0.924	1
Fresh Water and Brackish Water Aquaculture IV	25	25	20	25	1	0.8	1
Fish Health Management and Fisheries Economics V	25	25	18	24	1	0.72	0.96
Soil And Water Quality Management VI	25	25	24	24/24	1	0.96	1
Ornamental Fish Culture VII	25	25	21	24/24	1	0.84	1

I B.Sc CZAqT Paper- I &II CCAA Assessment Attainment

PO's	Aqua Paper I	PO Attainment	Weighed product	Aqua Paper-II	PO Attainment	Weighed product
PO1	2.0	1	2.0	2.0	1	2.0
PO2	1.6	1	1.6	1.6	1	1.6
PO3	2.4	1	2.4	2.0	1	2.0
PO4	2.0	1	2.0	1.8	1	1.8
PO5	3.0	1	3.0	3.0	1	3.0
PO6	3.0	1	3.0	3.0	1	3.0

I B.Sc CZAqT Paper- I &II MSA (IA) Attainment

PO's	Aqua Paper I	PO Attainment	Weighed product	Aqua Paper-II	PO Attainment	Weighed product
PO1	2.0	1	2.0	2.0	0.76	1.52
PO2	1.6	1	1.6	1.6	0.76	1.216
PO3	2.4	1	2.4	2.0	0.76	1.52
PO4	2.0	1	2.0	1.8	0.76	1.368
PO5	3.0	1	3.0	3.0	0.76	2.28
PO6	3.0	1	3.0	3.0	0.76	2.28

I B.Sc CZAqT Paper- I &II FA Attainment

PO's	Aqua Paper I	PO Attainment	Weighed product	Aqua Paper-II	PO Attainment	Weighed product
PO1	2.0	1	2.0	2.0	0.89	1.78
PO2	1.6	1	1.6	1.6	0.89	1.42
PO3	2.4	1	2.4	2.0	0.89	1.78
PO4	2.0	1	2.0	1.8	0.89	1.60
PO5	3.0	1	3.0	3.0	0.89	2.67
PO6	3.0	1	3.0	3.0	0.89	2.67

II B.Sc CZAqT Paper- III, IV& V CCAA Assessment Attainment

PO's	Aqua Paper III	PO Attainment	Weighed product	Aqua Paper-IV	PO Attainment	Weighed product	Aqua paper -V	PO Attainment	Weighed product
PO1	2.0	1	2.0	2.0	1	2.0	1.8	1	1.8
PO2	1.6	1	1.6	2.0	1	2.0	2.4	1	2.4
PO3	2.0	1	2.0	2.6	1	2.6	2.2	1	2.2
PO4	1.4	1	1.4	1.6	1	1.6	2.4	1	2.4
PO5	3.0	1	3.0	3.0	1	3.0	3.0	1	3.0
PO6	3.0	1	3.0	3.0	1	3.0	3.0	1	3.0

II B.Sc CZAqT Paper- III, IV& V MSA (IA) Attainment

PO's	Aqua Paper III	PO Attainment	Weighed product	Aqua Paper-IV	PO Attainment	Weighed product	Aqua paper -V	PO Attainment	Weighed product
PO1	2.0	0.924	1.848	2.0	0.8	1.6	1.8	0.72	1.296
PO2	1.6	0.924	1.479	2.0	0.8	1.6	2.4	0.72	1.728
PO3	2.0	0.924	1.848	2.6	0.8	2.08	2.2	0.72	1.584
PO4	1.4	0.924	1.294	1.6	0.8	1.28	2.4	0.72	1.728
PO5	3.0	0.924	2.772	3.0	0.8	2.4	3.0	0.72	2.16
PO6	3.0	0.924	2.772	3.0	0.8	2.4	3.0	0.72	2.16

II B.Sc CZAqT Paper III, IV& V (SEM-III & IV) FA Attainment

PO's	Aqua Paper III	PO Attainment	Weighed product	Aqua Paper-IV	PO Attainment	Weighed product	Aqua paper -V	PO Attainment	Weighed product
PO1	2.0	1	2.0	2.0	1	2.0	1.8	0.96	1.728
PO2	1.6	1	1.6	2.0	1	2.0	2.4	0.96	2.304
PO3	2.0	1	2.0	2.6	1	2.6	2.2	0.96	2.112
PO4	1.4	1	1.4	1.6	1	1.6	2.4	0.96	2.304
PO5	3.0	1	3.0	3.0	1	3.0	3.0	0.96	2.88
PO6	3.0	1	3.0	3.0	1	3.0	3.0	0.96	2.88

III B.Sc, CZAqT Paper-VIA & VIIA (SEM-V) CCAA Assessment Attainment

PO's	Aqua paper-VIA	PO Attainment	Weighed product	Aqua paper-VIIA	PO Attainment	Weighed product
PO1	2.6	1	2.6	2.2	1	2.2
PO2	2.2	1	2.2	2.2	1	2.2
PO3	2.0	1	2.0	2.0	1	2.0
PO4	1.8	1	1.8	1.8	1	1.8
PO5	3.0	1	3.0	3.0	1	3.0
PO6	3.0	1	3.0	3.0	1	3.0

III B.Sc, CZAqT Paper-VIA & VIIA (SEM-V) MSA (IA) Assessment Attainment

PO's	Aqua paper-VIA	PO Attainment	Weighed product	Aqua paper-VIIA	PO Attainment	Weighed product
PO1	2.6	0.96	2.496	2.2	0.84	1.848
PO2	2.2	0.96	2.112	2.2	0.84	1.848
PO3	2.0	0.96	1.92	2.0	0.84	1.68
PO4	1.8	0.96	1.728	1.8	0.84	1.512
PO5	3.0	0.96	2.88	3.0	0.84	2.52
PO6	3.0	0.96	2.88	3.0	0.84	2.52

III B.Sc, CZAqT Paper-VIA & VIIA (SEM-V) FA Assessment Attainment

PO's	Aqua paper-VIA	PO Attainment	Weighed product	Aqua paper-VIIA	PO Attainment	Weighed product
PO1	2.6	1	2.6	2.2	1	2.2
PO2	2.2	1	2.2	2.2	1	2.2
PO3	2.0	1	2.0	2.0	1	2.0
PO4	1.8	1	1.8	1.8	1	1.8
PO5	3.0	1	3.0	3.0	1	3.0
PO6	3.0	1	3.0	3.0	1	3.0

																						of POs
P O 1	1. 5	1	1.5	2. 5	1	2.5	2.1	1	2.1	2. 8	1	2.8	2. 6	1	2.6	2.2	1	2.2	13.7	13.7	1	
P O 2	3. 25	1	3.25	2. 75	1	2.75	2.1	1	2.1	3	1	3	2. 2	1	2.2	2.2	1	2.2	15.5	15.5	1	
P O 3	3. 75	1	3.75	3. 25	1	3.25	3	1	3	3	1	3	2	1	2	2	1	2	17	17	1	
P O 4	0. 25	1	0.25	1. 5	1	1.5	3	1	3	3	1	3	1. 8	1	1.8	1.8	1	1.8	11.35	11.35	1	
P O 5	2	1	2	1. 5	1	1.5	3	1	3	3	1	3	3	1	3	3	1	3	15.5	15.5	1	
P O 6	1. 75	1	1.75	2	1	2	3	1	3	3	1	3	3	1	3	3	1	3	15.75	15.75	1	
B.Sc CZAqT SEM-V FA Assessment Attainment																						
P O s	Ch em 6D	PO Attain ment	Wei ghed prod uct	Ch em 7D	PO Attain ment	Wei ghed prod uct	Zo o 6B	PO Attain ment	Wei ghed prod uct	Zo o 7B	PO Attain ment	Wei ghed prod uct	Aq T 6A	PO Attain ment	Wei ghed prod uct	Aq T 7A	PO Attain ment	Wei ghed prod uct	Wei ghed Sum of Pos	Sum of Wei ghed prod uct	Sum of Wei ghed prod uct/ Wei ghed Sum of POs	

P O 1	1.5	0.96	1.44	2.5	0.92	2.3	2.1	0.96	2.016	2.8	1	2.8	2.6	1	2.6	2.2	1	2.2	13.7	13.356	0.9748905
P O 2	3.25	0.96	3.12	2.75	0.92	2.53	2.1	0.96	2.016	3	1	3	2.2	1	2.2	2.2	1	2.2	15.5	14.564	0.9396129
P O 3	3.75	0.96	3.6	3.25	0.92	2.99	3	0.96	2.88	3	1	3	2	1	2	2	1	2	17	16.47	0.9688235
P O 4	0.25	0.96	0.24	1.5	0.92	1.38	3	0.96	2.88	3	1	3	1.8	1	1.8	1.8	1	1.8	11.35	11.1	0.9779736
P O 5	2	0.96	1.92	1.5	0.92	1.38	3	0.96	2.88	3	1	3	3	1	3	3	1	3	15.5	15.18	0.9793548
P O 6	1.75	0.96	1.68	2	0.92	1.84	3	0.96	2.88	3	1	3	3	1	3	3	1	3	15.75	15.4	0.9777778

B.Sc CZAqT SEM-IV MSA(IA) Assessment Attainment

P O s	Ch em IV	PO Attain ment	Wei ghed prod uct	Ch em V	PO Attain ment	Wei ghed prod uct	Zo o IV	PO Attain ment	Wei ghed prod uct	Zo o V	PO Attain ment	Wei ghed prod uct	Aq ua IV	PO Attain ment	Wei ghed prod uct	Aq ua V	PO Attain ment	Wei ghed prod uct	Wei ghed Sum of Pos	Sum of Wei ghed prod uct	Sum of Wei ghed prod uct/ Wei ghed Sum of POs
P O 1	2.5	0.88	2.2	2.25	1	2.25	1.6	0.44	0.704	1.3	1	1.3	2	0.8	1.6	1.8	0.72	1.3	11.45	9.35	0.8165939
P O 2	2.5	0.88	2.2	2.25	1	2.25	2.2	0.44	0.968	0.84	1	0.84	2	0.8	1.6	2.4	0.72	1.73	12.19	9.586	0.7863823

P O 3	2.75	0.88	2.42	1.25	1	1.25	1.4	0.44	0.616	0.69	1	0.69	2.6	0.8	2.08	2.2	0.72	1.58	10.89	8.64	0.7933884
P O 4	2.25	0.88	1.98	3	1	3	1.4	0.44	0.616	1.23	1	1.23	1.6	0.8	1.28	2.4	0.72	1.73	11.88	9.834	0.8277778
P O 5	3	0.88	2.64	2	1	2	1.8	0.44	0.792	3	1	3	3	0.8	2.4	3	0.72	2.16	15.8	12.992	0.8222785
P O 6	2	0.88	1.76	1.75	1	1.75	1	0.44	0.44	0.77	1	0.77	3	0.8	2.4	3	0.72	2.16	11.52	9.28	0.8055556

B.Sc CZAqT SEM-IV CCAA Assessment Attainment

P O s	Ch em IV	PO Attain ment	Wei ghed prod uct	Ch em V	PO Attain ment	Wei ghed prod uct	Zo o IV	PO Attain ment	Wei ghed prod uct	Zo o V	PO Attain ment	Wei ghed prod uct	Aq ua IV	PO Attain ment	Wei ghed prod uct	Aq ua V	PO Attain ment	Wei ghed prod uct	Wei ghed Sum of Pos	Sum of Wei ghed prod uct	Sum of Wei ghed prod uct/ Wei ghed Sum of POs
P O 1	2.5	1	2.5	2.25	1	2.25	1.6	1	1.6	1.3	1	1.3	2	1	2	1.8	1	1.8	11.45	11.45	1
P O 2	2.5	1	2.5	2.25	1	2.25	2.2	1	2.2	0.84	1	0.84	2	1	2	2.4	1	2.4	12.19	12.19	1
P O 3	2.75	1	2.75	1.25	1	1.25	1.4	1	1.4	0.69	1	0.69	2.6	1	2.6	2.2	1	2.2	10.89	10.89	1

P O 4	2. 25	1	2.25	3	1	3	1.4	1	1.4	1. 2 3	1	1.23	1. 6	1	1.6	2.4	1	2.4	11.88	11.8 8	1
P O 5	3	1	3	2	1	2	1.8	1	1.8	3	1	3	3	1	3	3	1	3	15.8	15.8	1
P O 6	2	1	2	1. 75	1	1.75	1	1	1	0. 7 7	1	0.77	3	1	3	3	1	3	11.52	11.5 2	1
B.Sc CZAT SEM-IV FA Assessment Attainment																					
P O s	Ch em IV	PO Attain ment	Wei ghed prod uct	Ch em V	PO Attain ment	Wei ghed prod uct	Zo o IV	PO Attain ment	Wei ghed prod uct	Zo o V	PO Attain ment	Wei ghed prod uct	Aq ua IV	PO Attain ment	Wei ghed prod uct	Aq ua V	PO Attain ment	Wei ghed prod uct	Wei ghed Sum of Pos	Sum of Wei ghed prod uct	Sum of Wei ghed prod uct/ Wei ghed Sum of POs
P O 1	2. 5	1	2.5	2. 25	0.92	2.07	1.6	0.78	1.24 8	1. 3	1	1.3	2	1	2	1.8	0.96	1.73	11.45	10.8 46	0.947 2489
P O 2	2. 5	1	2.5	2. 25	0.92	2.07	2.2	0.78	1.71 6	0. 8 4	1	0.84	2	1	2	2.4	0.96	2.3	12.19	11.4 3	0.937 6538
P O 3	2. 75	1	2.75	1. 25	0.92	1.15	1.4	0.78	1.09 2	0. 6 9	1	0.69	2. 6	1	2.6	2.2	0.96	2.11	10.89	10.3 94	0.954 4536
P O 4	2. 25	1	2.25	3	0.92	2.76	1.4	0.78	1.09 2	1. 2 3	1	1.23	1. 6	1	1.6	2.4	0.96	2.3	11.88	11.2 36	0.945 7912

P O 5	3	1	3	2	0.92	1.84	1.8	0.78	1.40 4	3	1	3	3	1	3	3	0.96	2.88	15.8	15.1 24	0.957 2152
P O 6	2	1	2	1.75	0.92	1.61	1	0.78	0.78	0.77 7	1	0.77	3	1	3	3	0.96	2.88	11.52	11.0 4	0.958 3333
B.Sc CZAqT TM SEM-III MSA(IA) Assessment Attainment																					
P O s	Ch em III	PO Attain ment	Wei ghed prod uct	Zo o III	PO Attain ment	Wei ghed prod uct	Aq ua III	PO Attain ment	Wei ghed prod uct	E ng III	PO Attain ment	Wei ghed prod uct	Te l III	PO Attain ment	Wei ghed prod uct	San III	PO Attain ment	Wei ghed prod uct	Wei ghed Sum of Pos	Sum of Wei ghed prod uct	Sum of Wei ghed prod uct/ Wei ghed Sum of POs
P O 1	3	0.885	2.65 5	2.66	0.85	2.26 1	2	0.92	1.84 8	2.6	1	2.6	2.8	1	2.8	2	1	2	15.06	14.1 64	0.940 5046
P O 2	2.75	0.885	2.43 4	1.33	0.85	1.13 4	1.6	0.92	1.47 9	2.1	1	2.1	1	1	1	2.5	1	2.5	11.28	10.6 47	0.943 883
P O 3	3	0.885	2.65 5	1	0.85	0.85	2	0.92	1.84 8	2.3	1	2.3	1	1	1	1.8	1	1.75	11.05	10.4 03	0.941 448
P O 4	2.5	0.885	2.21 3	2.83	0.85	2.40 6	1.4	0.92	1.29 4	2.3	1	2.3	1.4	1	1.4	1.5	1	1.5	11.93	11.1 13	0.931 5172
P O 5	3	0.885	2.65 5	3	0.85	2.55	3	0.92	2.77 2	2.5	1	2.5	2.8	1	2.8	1	1	1	15.3	14.2 77	0.933 1373
P O 6	3	0.885	2.65 5	1	0.85	0.85	3	0.92	2.77 2	2.3	1	2.3	3	1	3	2	1	2	14.3	13.5 77	0.949 4406

B.Sc CZAqT SEM-III CCAA Assessment Attainment																							
P	O	S	Ch	PO	Wei	Zo	PO	Wei	Aq	PO	Wei	E	PO	Wei	Te	PO	Wei	San	PO	Wei	Wei	Sum	Sum
			em	Attain	ghed	o	Attain	ghed	ua	Attain	ghed	ng	Attain	ghed	l	Attain	ghed	III	Attain	ghed	ghted	of	Sum
			III	ment	prod	III	ment	uct	III	ment	uct	III	ment	prod	III	ment	prod	III	ment	prod	Sum	Sum	
P	O	1	3	1	3	2.66	1	2.66	2	1	2	2.6	1	2.6	2.8	1	2.8	2	1	2	15.06	15.06	1
P	O	2	2.75	1	2.75	1.33	1	1.33	1.6	1	1.6	2.1	1	2.1	1	1	1	2.5	1	2.5	11.28	11.28	1
P	O	3	3	1	3	1	1	1	2	1	2	2.3	1	2.3	1	1	1	1.8	1	1.75	11.05	11.05	1
P	O	4	2.5	1	2.5	2.83	1	2.83	1.4	1	1.4	2.3	1	2.3	1.4	1	1.4	1.5	1	1.5	11.93	11.93	1
P	O	5	3	1	3	3	1	3	3	1	3	2.5	1	2.5	2.8	1	2.8	1	1	1	15.3	15.3	1
P	O	6	3	1	3	1	1	1	3	1	3	2.3	1	2.3	3	1	3	2	1	2	14.3	14.3	1
B.Sc CZAqT SEM-III FA Assessment Attainment																							

POs	Chem III	PO Attainment	Weighted product	Zo III	PO Attainment	Weighted product	Aqua III	PO Attainment	Weighted product	Eng III	PO Attainment	Weighted product	Te I III	PO Attainment	Weighted product	San III	PO Attainment	Weighted product	Weighted Sum of Pos	Sum of Weighted product	Sum of Weighted product/ Weighted Sum of POs
PO1	3	0.577	1.731	2.66	0.94	2.5	2	1	2	2.6	1	2.6	2.6	0.95	2.47	2	1	2	14.86	13.301	0.8951144
PO2	2.75	0.577	1.587	1.33	0.94	1.25	1.6	1	1.6	2.1	1	2.1	2.1	0.95	1.99	2.5	1	2.5	12.38	11.027	0.890727
PO3	3	0.577	1.731	1	0.94	0.94	2	1	2	2.3	1	2.3	2.3	0.95	2.18	1.8	1	1.75	12.35	10.901	0.8826721
PO4	2.5	0.577	1.443	2.83	0.94	2.66	1.4	1	1.4	2.3	1	2.3	2.3	0.95	2.18	1.5	1	1.5	12.83	11.483	0.8950273
PO5	3	0.577	1.731	3	0.94	2.82	3	1	3	2.5	1	2.5	2.5	0.95	2.37	1	1	1	15	13.421	0.8947333
PO6	3	0.577	1.731	1	0.94	0.94	3	1	3	2.3	1	2.3	2.3	0.95	2.18	2	1	2	13.6	12.151	0.8934559
B.Sc CZAqT EM SEM-II MSA(IA) Assessment Attainment																					
POs	Chem II	PO Attainment	Weighted product	Zo II	PO Attainment	Weighted product	Aqua-II	PO Attainment	Weighted product	Eng II	PO Attainment	Weighted product	Te I II	PO Attainment	Weighted product	San II	PO Attainment	Weighted product	Weighted Sum of Pos	Sum of Weighted product	Sum of Weighted product/ Weighted Sum of POs

																					hted Sum of POs
P O 1	2.25	0.885	1.99 1	2. 1	0.58	1.21 8	2	0.76	1.52	2.3	1	2.3	2. 8	1	2.8	2.5	1	2.5	13.95	12.3 29	0.883 7993
P O 2	2.5	0.885	2.21 3	1	0.58	0.58	1. 6	0.76	1.21 6	2.3	1	2.3	2. 2	1	2.2	2.3	1	2.3	11.9	10.8 09	0.908 3193
P O 3	2	0.885	1.77	1. 6	0.58	0.92 8	2	0.76	1.52	2.1	1	2.1	1. 2	1	1.2	2.5	1	2.5	11.4	10.0 18	0.878 7719
P O 4	1.75	0.885	1.54 9	2. 6	0.58	1.50 8	1. 8	0.76	1.36 8	2.1	1	2.1	1. 8	1	1.8	2	1	2	12.05	10.3 25	0.856 8465
P O 5	2.7	0.885	2.39	3	0.58	1.74	3	0.76	2.28	2.3	1	2.3	3	1	3	2.3	1	2.3	16.3	14.0 1	0.859 5092
P O 6	1.75	0.885	1.54 9	1	0.58	0.58	3	0.76	2.28	2.3	1	2.3	3	1	3	2	1	2	13.05	11.7 09	0.897 2414
B.Sc CZAqT EM SEM-II CCAA Assessment Attainment																					
P O s	Ch em II	PO Attain ment	Wei ghed prod uct	Zo o II	PO Attain ment	Wei ghed prod uct	Aq ua II	PO Attain ment	Wei ghed prod uct	E ng II	PO Attain ment	Wei ghed prod uct	Te I II	PO Attain ment	Wei ghed prod uct	San II	PO Attain ment	Wei ghed prod uct	Wei ghed Sum of Pos	Sum of Wei ghed prod uct	Sum of Wei ghed prod uct/ Wei ghed Sum of POs

P O 1	2. 25	1	2.25	2. 1	1	2.1	2	1	2	2. 3	1	2.3	2. 8	0.96	2.6	2.5	1	2.5	13.95	13.7 5	0.985 6631
P O 2	2. 5	1	2.5	1	1	1	1. 6	1	1.6	2. 3	1	2.3	2. 2	0.96	2.11	2.3	1	2.3	11.9	11.8 1	0.992 437
P O 3	2	1	2	1. 6	1	1.6	2	1	2	2. 1	1	2.1	1. 2	0.96	1.15	2.5	1	2.5	11.4	11.3 5	0.995 614
P O 4	1. 75	1	1.75	2. 6	1	2.6	1. 8	1	1.8	2. 1	1	2.1	1. 8	0.96	1.72	2	1	2	12.05	11.9 7	0.993 361
P O 5	2. 7	1	2.7	3	1	3	3	1	3	2. 3	1	2.3	3	0.96	2.88	2.3	1	2.3	16.3	16.1 8	0.992 638
P O 6	1. 75	1	1.75	1	1	1	3	1	3	2. 3	1	2.3	3	0.96	2.88	2	1	2	13.05	12.9 3	0.990 8046

B.Sc CZAqT EM SEM-II FA Assessment Attainment

P O s	Ch em II	PO Attain ment	Wei ghed prod uct	Zo o II	PO Attain ment	Wei ghed prod uct	Aq ua II	PO Attain ment	Wei ghed prod uct	E ng II	PO Attain ment	Wei ghed prod uct	Te l II	PO Attain ment	Wei ghed prod uct	San II	PO Attain ment	Wei ghed prod uct	Wei ghed Sum of Pos	Sum of Wei ghed prod uct	Sum of Wei ghed prod uct/ Wei ghed Sum of POs
P O 1	2. 25	0.885	1.99 1	2. 1	0.93	1.95 3	2	0.89	1.78	2. 3	0.9	2.5	2. 3	0.96	2.2	2.5	1	2.5	13.45	12.9 24	0.960 8922
P O 2	2. 5	0.885	2.21 3	1	0.93	0.93	1. 6	0.89	1.42	2. 3	0.9	2.5	2. 3	0.96	2.2	2.3	1	2.3	12	11.5 63	0.963 5833

P O 3	2	0.885	1.77	1. 6	0.93	1.48 8	2	0.89	1.78	2. 1	0.9	2.3	2. 1	0.96	2.01	2.5	1	2.5	12.3	11.8 48	0.963 252
P O 4	1. 75	0.885	1.54 9	2. 6	0.93	2.41 8	1. 8	0.89	1.6	2. 1	0.9	2.3	2. 1	0.96	2.01	2	1	2	12.35	11.8 77	0.961 7004
P O 5	2. 7	0.885	2.39	3	0.93	2.79	3	0.89	2.67	2. 3	0.9	2.5	2. 3	0.96	2.2	2.3	1	2.3	15.6	14.8 5	0.951 9231
P O 6	1. 75	0.885	1.54 9	1	0.93	0.93	3	0.89	2.67	2. 3	0.9	2.5	2. 3	0.96	2.2	2	1	2	12.35	11.8 49	0.959 4332
B.Sc CZAqT EM SEM-I MSA(IA) Assessment Attainment																					
P O s	Ch em I	PO Attain ment	Wei ghed prod uct	Zo o I	PO Attain ment	Wei ghed prod uct	Aq ua I	PO Attain ment	Wei ghed prod uct	E ng I	PO Attain ment	Wei ghed prod uct	Te ll I	PO Attain ment	Wei ghed prod uct	San I	PO Attain ment	Wei ghed prod uct	Wei ghed Sum of Pos	Sum of Wei ghed prod uct	Sum of Wei ghed prod uct/ Wei ghed Sum of POs
P O 1	1. 66	1	1.66	1. 6	0.67	1.07 2	2	1	2	2. 6	1	2.6	2. 6	1	2.6	2.8	0.5	1.37	13.21	11.3 02	0.855 564
P O 2	2. 33	1	2.33	2. 2	0.67	1.47 4	1. 6	1	1.6	2. 5	1	2.5	2. 2	1	2.2	1.3	0.5	0.62	12.08	10.7 24	0.887 7483
P O 3	2. 66	1	2.66	1. 4	0.67	0.93 8	2. 4	1	2.4	2. 5	1	2.5	1. 8	1	1.8	1.5	0.5	0.75	12.26	11.0 48	0.901 1419
P O 4	0. 66	1	0.66	1. 4	0.67	0.93 8	2	1	2	2. 5	1	2.5	2. 8	1	2.8	2.5	0.5	1.25	11.86	10.1 48	0.855 6492

P O 5	2. 66	1	2.66	3	0.67	2.01	3	1	3	2. 3	1	2.3	3	1	3	1	0.5	0.5	14.96	13.4 7	0.900 4011
P O 6	2. 66	1	2.66	1. 8	0.67	1.20 6	3	1	3	2. 6	1	2.6	3	1	3	2	0.5	1	15.06	13.4 66	0.894 1567
B.Sc CZAqT EM SEM-I CCAA Assessment Attainment																					
P O s	Ch em I	PO Attain ment	Wei ghed prod uct	Zo o I	PO Attain ment	Wei ghed prod uct	Aq ua I	PO Attain ment	Wei ghed prod uct	E ng I	PO Attain ment	Wei ghed prod uct	Te l I	PO Attain ment	Wei ghed prod uct	San I	PO Attain ment	Wei ghed prod uct	Wei ghed Sum of Pos	Sum of Wei ghed prod uct	Sum of Wei ghed prod uct/ Wei ghed Sum of POs
P O 1	1. 66	1	1.66	1. 6	1	1.6	2	1	2	2. 6	1	2.6	2. 6	1	2.6	2.8	0.5	1.37	13.21	11.8 3	0.895 5337
P O 2	2. 33	1	2.33	2. 2	1	2.2	1. 6	1	1.6	2. 5	1	2.5	2. 2	1	2.2	1.3	0.5	0.62	12.08	11.4 5	0.947 8477
P O 3	2. 66	1	2.66	1. 4	1	1.4	2. 4	1	2.4	2. 5	1	2.5	1. 8	1	1.8	1.5	0.5	0.75	12.26	11.5 1	0.938 8254
P O 4	0. 66	1	0.66	1. 4	1	1.4	2	1	2	2. 5	1	2.5	2. 8	1	2.8	2.5	0.5	1.25	11.86	10.6 1	0.894 6037
P O 5	2. 66	1	2.66	3	1	3	3	1	3	2. 3	1	2.3	3	1	3	1	0.5	0.5	14.96	14.4 6	0.966 5775
P O 6	2. 66	1	2.66	1. 8	1	1.8	3	1	3	2. 6	1	2.6	3	1	3	2	0.5	1	15.06	14.0 6	0.933 5989

B.Sc CZAqT EM SEM-I FA Assessment Attainment

P O s	Ch em I	PO Attain ment	Wei ghed prod uct	Zo o I	PO Attain ment	Wei ghed prod uct	Aq ua I	PO Attain ment	Wei ghed prod uct	E ng I	PO Attain ment	Wei ghed prod uct	Te ll I	PO Attain ment	Wei ghed prod uct	San I	PO Attain ment	Wei ghed prod uct	Wei ghed Sum of Pos	Sum of Wei ghed prod uct	Sum of Wei ghed prod uct/ Wei ghed Sum of POs
P O 1	1. 66	0.852	1.41 4	1. 6	0.67	1.07 2	2	1	2	2. 6	1	2.6	2. 6	0.78	2.02	2.8	0.5	1.37	13.21	10.4 76	0.793 0356
P O 2	2. 33	0.852	1.98 5	2. 2	0.67	1.47 4	1. 6	1	1.6	2. 5	1	2.5	2. 5	0.78	1.95	1.3	0.5	0.62	12.38	10.1 29	0.818 1745
P O 3	2. 66	0.852	2.26 6	1. 4	0.67	0.93 8	2. 4	1	2.4	2. 5	1	2.5	2. 5	0.78	1.95	1.5	0.5	0.75	12.96	10.8 04	0.833 642
P O 4	0. 66	0.852	0.56 2	1. 4	0.67	0.93 8	2	1	2	2. 5	1	2.5	2. 5	0.78	1.95	2.5	0.5	1.25	11.56	9.2	0.795 8478
P O 5	2. 66	0.852	2.26 6	3	0.67	2.01	3	1	3	2. 3	1	2.3	2. 3	0.78	1.79	1	0.5	0.5	14.26	11.8 66	0.832 1178
P O 6	2. 66	0.852	2.26 6	1. 8	0.67	1.20 6	3	1	3	2. 6	1	2.6	2. 6	0.78	2.02	2	0.5	1	14.66	12.0 92	0.824 8295

B.Sc CZAqT EM CCAA final Co-Po Attainment


Sum of Weighed product/ Weighted Sum of Pos I Semester	Sum of Weighed product/ Weighted Sum of Pos II Semester	Sum of Weighed product/ Weighted Sum of Pos III Semester	Sum of Weighed product/ Weighted Sum of Pos IV Semester	Sum of Weighed product/ Weighted Sum of Pos V Semester	Average of Pos Attained	% of Attainment
0.8955337	0.9856631	1	1	1	0.976239	97.62
0.9478477	0.992437	1	1	1	0.988057	98.81
0.9388254	0.995614	1	1	1	0.986888	98.69
0.8946037	0.993361	1	1	1	0.977593	97.76
0.9665775	0.992638	1	1	1	0.991843	99.18
0.9335989	0.9908046	1	1	1	0.984881	98.49


B.Sc CZAqT EM MSA final Co-Po Attainment

Sum of Weighed product/ Weighted Sum of Pos I Semester	Sum of Weighed product/ Weighted Sum of Pos II Semester	Sum of Weighed product/ Weighted Sum of Pos III Semester	Sum of Weighed product/ Weighted Sum of Pos IV Semester	Sum of Weighed product/ Weighted Sum of Pos V Semester	Average of Pos Attained	% of Attainment
0.855564	0.8837993	0.9405046	0.8165939	0.9010219	0.879497	87.95
0.8877483	0.9083193	0.943883	0.7863823	0.8980645	0.884879	88.49
0.9011419	0.8787719	0.941448	0.7933884	0.8917647	0.881303	88.13
0.8556492	0.8568465	0.9315172	0.8277778	0.8969163	0.873741	87.37
0.9004011	0.8595092	0.9331373	0.8222785	0.8954839	0.882162	88.22
0.8941567	0.8972414	0.9494406	0.8055556	0.8952381	0.888326	88.83

B.Sc CZAqT EM FA final Co-Po Attainment

Sum of Weighed product/ Weighted Sum of Pos I Semester	Sum of Weighed product/ Weighted Sum of Pos II Semester	Sum of Weighed product/ Weighted Sum of Pos III Semester	Sum of Weighed product/ Weighted Sum of Pos IV Semester	Sum of Weighed product/ Weighted Sum of Pos V Semester	Average of Pos Attained	% of Attainment
0.7930356	0.9608922	0.8951144	0.9472489	0.9748905	0.914236	91.42
0.8181745	0.9635833	0.890727	0.9376538	0.9396129	0.90995	91.00
0.833642	0.963252	0.8826721	0.9544536	0.9688235	0.920569	92.06
0.7958478	0.9617004	0.8950273	0.9457912	0.9779736	0.915268	91.53
0.8321178	0.9519231	0.8947333	0.9572152	0.9793548	0.923069	92.31
0.8248295	0.9594332	0.8934559	0.9583333	0.9777778	0.922766	92.28


 Signature of the Lecturer in charge
Section-in-Charge,
 DEPARTMENT OF ZOOLOGY
 K.S. GOVT. COLLEGE FOR WOMEN
 KAKINADA-2


 Principal
**PRINCIPAL
 A.S.D. GOVT. DEGREE COLLEGE (W)
 AUTONOMOUS
 KAKINADA**

