




A.S.D. Government Degree College for Women **An Autonomous Institution**

Jagannaickpur, Kakinada, Andhra Pradesh-533002
Affiliated to Adikavi Nannaya University, Rajamahendravaram



INTERNAL QUALITY ASSURANCE CELL

2.6.1. The institution has stated learning outcomes (programme and course outcome)/graduate attributes which are integrated into the assessment process and widely publicized through the website and other documents and the attainment of the same are evaluated by the institution.



MAPPING OF COs WITH POs AND OUTCOME ATTAINMENTS FOR ALL PROGRAMMES (2020-21 Admitted Batch)

A.S.D. GOVT. DEGREE COLLEGE FOR WOMEN (A), KAKINADA
DEPARTMENT OF ZOOLOGY
 2022-23 outgoing batch CO PO ATTAINMENT FOR ALL SEMESTERS
 (CBZ & CZAqT)

CO-PO Mapping:

The COs are mapped to POs based on the relevance on a scale of 0-3

(1: Slight [Low]; 2: Moderate [Medium]; 3: Substantial [High], '-'/0: No Correlation)

I B.Sc Paper-I (Semester I): Animal Diversity – Biology of Non-Chordates

	PO1	PO2	PO3	PO4	PO5	PO6
CO1	2	2	1	1	3	2
CO2	1	3	1	2	3	1
CO3	1	2	1	1	3	3
CO4	2	3	2	2	3	2
CO5	2	1	2	1	3	1
Average	1.6	2.2	1.4	1.4	3	1.8

I B.Sc Paper-II (Semester II) : Animal Diversity – Biology of Chordates

	PO1	PO2	PO3	PO4	PO5	PO6
CO1	2	1	1	3	3	1
CO2	2	1	2	3	3	1
CO3	3	1	3	3	3	1
CO4	2	1	1	2	3	1
CO5	2	1	1	2	3	1
Average	2.1	1.0	1.6	2.6	3	1

II B.Sc Paper-III(Semester III): Cell Biology, Genetics, Molecular Biology & Evolution

	PO1	PO2	PO3	PO4	PO5	PO6
CO1	3	1	2	3	3	1
CO2	2	0	0	2	3	1
CO3	3	2	1	3	3	1
CO4	3	3	1	3	3	1
CO5	2	0	0	3	3	1
CO6	3	2	2	3	3	1
Average	2.66	1.33	1.0	2.83	3	1

II B.Sc Paper-IV(Semester IV): Animal Physiology, Cellular Metabolism and Embryology

	PO1	PO2	PO3	PO4	PO5	PO6
CO1	2	2	1	1	2	1
CO2	1	3	1	2	1	1
CO3	1	2	1	1	3	1
CO4	2	3	2	2	2	1
CO5	2	1	2	1	1	1
Average	1.6	2.2	1.4	1.4	1.8	1

II B.Sc Paper- V (Semester IV): Immunology and Animal Biotechnology

	PO1	PO2	PO3	PO4	PO5	PO6
CO1	2	1	0	1	3	0
CO2	2	1	1	1	3	1
CO3	1	1	1	2	3	1
CO4	1	1	1	1	3	2
CO5	1	0	0	1	3	0
CO6	1	0	0	1	3	1
CO7	1	1	1	2	3	1
CO8	1	1	1	1	3	0
CO9	1	0	1	1	3	1
CO10	2	2	1	2	3	2
CO11	2	2	0	1	3	0
CO12	1	1	2	1	3	0
CO13	1	0	0	1	3	1
Average	1.30	0.84	0.69	1.23	3	0.77

III B.Sc Paper 6A (Semester V): Sustainable Aquaculture Management

	PO1	PO2	PO3	PO4	PO5	PO6
CO1	3	3	3	3	3	3
CO2	3	3	3	3	3	3
CO3	3	3	3	3	3	3
CO4	3	3	3	3	3	3
CO5	3	3	3	3	3	3
Average	3	3	3	3	3	3

III B.Sc Paper- 7A (Semester V): Post-Harvest Technology of Fish and Fisheries

	PO1	PO2	PO3	PO4	PO5	PO6
CO1	2	3	3	3	3	3
CO2	3	3	3	3	3	3
CO3	2	2	3	3	3	3
CO4	3	3	3	3	3	3
CO5	3	3	3	3	3	3
Average	2.6	2.8	3	3	3	3

Courses	No of students attended	No of students attained			CO_CCAA	CO_MSA	CO_FA
		CCAA (≥ 7)	MSA(≥ 8)	FA(≥ 26)			
	(1)	(2)	(3)	(4)	(2)/(1)	(3)/(1)	(4)/(1)
Animal Diversity – Biology of Non-Chordates	28	28	22	22	1	0.79	0.79
Animal Diversity – Biology of Chordates	27	27	21	23	1	0.78	0.85
Cell Biology, Genetics, Molecular Biology & Evolution	25	25	10	22	1	0.4	0.88
Animal Physiology, Cellular Metabolism and Embryology	23	23	05	21	1	0.22	0.91
Immunology and Animal Biotechnology	23	22	09	23	1	0.39	1
Sustainable Aquaculture Management	23	23	17	22	1	0.74	0.96
Post-Harvest Technology of Fish and Fisheries	23	23	19	22	1	0.83	0.96

I B.Sc CBZ(T) Paper- I &II CCAA Assessment Attainment

PO's	Zoo Paper I	PO Attainment	Weighed product	Zoo Paper-II	PO Attainment	Weighed product
PO1	1.6	1	1.6	2.1	1	2.1
PO2	2.2	1	2.2	1.0	1	1.0
PO3	1.4	1	1.4	1.6	1	1.6
PO4	1.4	1	1.4	2.6	1	2.6
PO5	3	1	3	3	1	3
PO6	1.8	1	1.8	1	1	1

I B.Sc CBZ(T) Paper- I &II MSA(IA) Attainment

PO's	Zoo Paper I	PO Attainment	Weighed product	Zoo Paper-II	PO Attainment	Weighed product
PO1	1.6	0.79	1.264	2.1	0.78	1.64
PO2	2.2	0.79	1.58	1.0	0.78	0.78
PO3	1.4	0.79	1.11	1.6	0.78	1.25
PO4	1.4	0.79	1.11	2.6	0.78	2.03
PO5	3	0.79	2.37	3	0.78	2.34
PO6	1.8	0.79	1.42	1	0.78	0.78

I B.Sc CBZ(T) Paper- I &II FA Attainment

PO's	Zoo Paper I	PO Attainment	Weighed product	Zoo Paper-II	PO Attainment	Weighed product
PO1	1.6	0.79	1.264	2.1	0.85	1.785
PO2	2.2	0.79	1.738	1.0	0.85	0.85
PO3	1.4	0.79	1.106	1.6	0.85	1.36
PO4	1.4	0.79	1.106	2.6	0.85	2.21
PO5	3	0.79	2.37	3	0.85	2.55
PO6	1.8	0.79	1.422	1	0.85	0.85

II B.Sc CBZ(T) Paper- III, IV &V CCAA Assessment Attainment

PO's	Zoo Paper III	PO Attainment	Weighed product	Zoo Paper-IV	PO Attainment	Weighed product	Zoo Paper-V	PO Attainment	Weighed product
PO1	2.66	1	2.66	1.6	1	1.6	1.30	1	1.30
PO2	1.33	1	1.33	2.2	1	2.2	0.84	1	0.84
PO3	1.0	1	1.0	1.4	1	1.4	0.69	1	0.69
PO4	2.83	1	2.83	1.4	1	1.4	1.23	1	1.23
PO5	3	1	3	1.8	1	1.8	3	1	3
PO6	1	1	1	1	1	1	0.77	1	0.77

II B.Sc CBZ(T) Paper- III, IV &V MSA(IA) Attainment

PO's	Zoo Paper III	PO Attainment	Weighed product	Zoo Paper-IV	PO Attainment	Weighed product	Zoo Paper-V	PO Attainment	Weighed product
PO1	2.66	0.4	1.06	1.6	0.22	0.352	1.30	0.39	0.507
PO2	1.33	0.4	0.53	2.2	0.22	0.484	0.84	0.39	0.328
PO3	1.0	0.4	0.4	1.4	0.22	0.308	0.69	0.39	0.269
PO4	2.83	0.4	1.13	1.4	0.22	0.308	1.23	0.39	0.478
PO5	3	0.4	1.2	1.8	0.22	0.396	3	0.39	1.17
PO6	1	0.4	0.4	1	0.22	0.22	0.77	0.39	0.3003

II B.Sc CBZ(T) Paper- III, IV &V FA Attainment

PO's	Zoo Paper III	PO Attainment	Weighed product	Zoo Paper-IV	PO Attainment	Weighed product	Zoo Paper-V	PO Attainment	Weighed product
PO1	2.66	0.88	2.3408	1.6	0.91	1.456	1.30	1	1.30
PO2	1.33	0.88	1.1704	2.2	0.91	2.002	0.84	1	0.84
PO3	1.0	0.88	0.88	1.4	0.91	1.274	0.69	1	0.69
PO4	2.83	0.88	2.4904	1.4	0.91	1.274	1.23	1	1.23
PO5	3	0.88	2.64	1.8	0.91	1.638	3	1	3
PO6	1	0.88	0.88	1	0.91	0.91	0.77	1	0.77

III B.Sc , CBZ (T) Paper-6A&7A (SEM-V) CCAA Assessment Attainment

PO's	Zoo 6A	PO Attainment	Weighed product	Zoo 7A	PO Attainment	Weighed product
PO1	3	1	3	2.6	1	2.6
PO2	3	1	3	2.8	1	2.8
PO3	3	1	3	3	1	3
PO4	3	1	3	3	1	3
PO5	3	1	3	3	1	3
PO6	3	1	3	3	1	3

III B.Sc , CBZ (T) Paper-6A&7A (SEM-V) MSA(IA) Assessment Attainment

PO's	Zoo 6A	PO Attainment	Weighed product	Zoo 7A	PO Attainment	Weighed product
PO1	3	0.74	2.22	2.6	0.83	2.158
PO2	3	0.74	2.22	2.8	0.83	2.324
PO3	3	0.74	2.22	3	0.83	2.49
PO4	3	0.74	2.22	3	0.83	2.49
PO5	3	0.74	2.22	3	0.83	2.49
PO6	3	0.74	2.22	3	0.83	2.49

III B.Sc , CBZ (T) Paper-6A&7A (SEM-V) FA Assessment Attainment

PO's	Zoo 6A	PO Attainment	Weighed product	Zoo 7A	PO Attainment	Weighed product
PO1	3	0.96	2.88	2.6	0.96	2.496
PO2	3	0.96	2.88	2.8	0.96	2.688
PO3	3	0.96	2.88	3	0.96	2.88
PO4	3	0.96	2.88	3	0.96	2.88
PO5	3	0.96	2.88	3	0.96	2.88
PO6	3	0.96	2.88	3	0.96	2.88

Courses	No of students attended	No of students attained			CO_CCAA	CO_MSA	CO_FA
		CCAA (≥ 7)	MSA(≥ 8)	FA(≥ 26)			
	(1)	(2)	(3)	(4)	(2)/(1)	(3)/(1)	(4)/(1)
Animal Diversity – Biology of Non-Chordates	30	30	24	27	1	0.8	0.9
Animal Diversity – Biology of Chordates	30	30	29	30	1	0.97	1
Cell Biology, Genetics, Molecular Biology & Evolution	30	30	18	30	1	0.6	1
Animal Physiology, Cellular Metabolism and Embryology	30	30	15	29	1	0.5	0.97
Immunology and Animal Biotechnology	30	30	14	30	1	0.47	1
Sustainable Aquaculture Management	30	30	24	30	1	0.8	1
Post-Harvest Technology of Fish and Fisheries	30	30	23	30	1	0.77	1

I B.Sc CBZ(E) Paper- I &II CCAA Assessment Attainment

PO's	Zoo Paper I	PO Attainment	Weighed product	Zoo Paper-II	PO Attainment	Weighed product
PO1	1.6	1	1.6	2.1	1	2.1
PO2	2.2	1	2.2	1.0	1	1.0
PO3	1.4	1	1.4	1.6	1	1.6
PO4	1.4	1	1.4	2.6	1	2.6
PO5	3	1	3	3	1	3
PO6	1.8	1	1.8	1	1	1

I B.Sc CBZ(E) Paper- I &II MSA(IA) Attainment

PO's	Zoo Paper I	PO Attainment	Weighed product	Zoo Paper-II	PO Attainment	Weighed product
PO1	1.6	0.8	1.28	2.1	0.97	2.037
PO2	2.2	0.8	1.76	1.0	0.97	0.97
PO3	1.4	0.8	1.12	1.6	0.97	1.552
PO4	1.4	0.8	1.12	2.6	0.97	2.522
PO5	3	0.8	2.4	3	0.97	2.91
PO6	1.8	0.8	1.44	1	0.97	0.97

I B.Sc CBZ(E) Paper- I &II FA Attainment

PO's	Zoo Paper I	PO Attainment	Weighed product	Zoo Paper-II	PO Attainment	Weighed product
PO1	1.6	0.9	1.44	2.1	1	2.1
PO2	2.2	0.9	1.98	1.0	1	1.0
PO3	1.4	0.9	1.26	1.6	1	1.6
PO4	1.4	0.9	1.26	2.6	1	2.6
PO5	3	0.9	2.7	3	1	3
PO6	1.8	0.9	1.62	1	1	1

II B.Sc CBZ(E) Paper- III, IV &V CCAA Assessment Attainment

PO's	Zoo Paper III	PO Attainment	Weighed product	Zoo Paper-IV	PO Attainment	Weighed product	Zoo Paper-V	PO Attainment	Weighed product
PO1	2.66	1	2.66	1.6	1	1.6	1.30	1	1.30
PO2	1.33	1	1.33	2.2	1	2.2	0.84	1	0.84
PO3	1.0	1	1.0	1.4	1	1.4	0.69	1	0.69
PO4	2.83	1	2.83	1.4	1	1.4	1.23	1	1.23
PO5	3	1	3	1.8	1	1.8	3	1	3
PO6	1	1	1	1	1	1	0.77	1	0.77

II B.Sc CBZ(E) Paper- III, IV &V MSA(IA) Attainment

PO's	Zoo Paper III	PO Attainment	Weighed product	Zoo Paper-IV	PO Attainment	Weighed product	Zoo Paper-V	PO Attainment	Weighed product
PO1	2.66	0.6	1.596	1.6	0.5	0.8	1.30	0.47	0.611
PO2	1.33	0.6	0.798	2.2	0.5	1.1	0.84	0.47	0.3948
PO3	1.0	0.6	0.6	1.4	0.5	0.7	0.69	0.47	0.3243
PO4	2.83	0.6	1.698	1.4	0.5	0.7	1.23	0.47	0.5781
PO5	3	0.6	1.8	1.8	0.5	0.9	3	0.47	1.41
PO6	1	0.6	0.6	1	0.5	0.5	0.77	0.47	0.3619

II B.Sc CBZ(E) Paper- III, IV &V FA Attainment

PO's	Zoo Paper III	PO Attainment	Weighed product	Zoo Paper-IV	PO Attainment	Weighed product	Zoo Paper-V	PO Attainment	Weighed product
PO1	2.66	1	2.66	1.6	0.97	1.552	1.30	1	1.30
PO2	1.33	1	1.33	2.2	0.97	2.134	0.84	1	0.84
PO3	1.0	1	1.0	1.4	0.97	1.358	0.69	1	0.69
PO4	2.83	1	2.83	1.4	0.97	1.358	1.23	1	1.23
PO5	3	1	3	1.8	0.97	1.746	3	1	3
PO6	1	1	1	1	0.97	0.97	0.77	1	0.77

III B.Sc , CBZ (E) Paper-6A&7A (SEM-V) CCAA Assessment Attainment

PO's	Zoo 6A	PO Attainment	Weighed product	Zoo 7A	PO Attainment	Weighed product
PO1	3	1	3	2.6	1	2.6
PO2	3	1	3	2.8	1	2.8
PO3	3	1	3	3	1	3
PO4	3	1	3	3	1	3
PO5	3	1	3	3	1	3
PO6	3	1	3	3	1	3

III B.Sc , CBZ (E) Paper-6A&7A (SEM-V) MSA(IA) Assessment Attainment

PO's	Zoo 6A	PO Attainment	Weighed product	Zoo 7A	PO Attainment	Weighed product
PO1	3	0.8	2.4	2.6	0.77	2.002
PO2	3	0.8	2.4	2.8	0.77	2.156
PO3	3	0.8	2.4	3	0.77	2.31
PO4	3	0.8	2.4	3	0.77	2.31
PO5	3	0.8	2.4	3	0.77	2.31
PO6	3	0.8	2.4	3	0.77	2.31

III B.Sc , CBZ (E) Paper-6A&7A (SEM-V) FA Assessment Attainment

PO's	Zoo 6A	PO Attainment	Weighed product	Zoo 7A	PO Attainment	Weighed product
PO1	3	1	3	2.6	1	2.6
PO2	3	1	3	2.8	1	2.8
PO3	3	1	3	3	1	3
PO4	3	1	3	3	1	3
PO5	3	1	3	3	1	3
PO6	3	1	3	3	1	3

CZAqT

Courses	No of students attended	No of students attained			CO_CCAA	CO_MSA	CO_FA
		CCAA (≥ 7)	MSA(≥ 8)	FA(≥ 26)			
	(1)	(2)	(3)	(4)	(2)/(1)	(3)/(1)	(4)/(1)
Animal Diversity – Biology of Non-Chordates	19	19	16	12	1	0.84	0.63
Animal Diversity – Biology of Chordates	19	19	17	12	1	0.89	0.63
Cell Biology, Genetics, Molecular Biology & Evolution	18	18	2	17	1	0.111	0.94
Animal Physiology, Cellular Metabolism and Embryology	18	18	3	14	1	0.166	0.78
Immunology and Animal Biotechnology	18	18	4	18	1	0.222	1
Livestock management – I - Biology of Dairy animals	18	18	11	18	1	0.61	1
Livestock management – II - Dairy Production and management	18	18	9	18	1	0.5	1

I B.Sc CZAqT Paper- I &II CCAA Assessment Attainment

PO's	Zoo Paper I	PO Attainment	Weighed product	Zoo Paper-II	PO Attainment	Weighed product
PO1	1.6	1	1.6	2.1	1	2.1
PO2	2.2	1	2.2	1.0	1	1.0
PO3	1.4	1	1.4	1.6	1	1.6
PO4	1.4	1	1.4	2.6	1	2.6
PO5	3	1	3	3	1	3
PO6	1.8	1	1.8	1	1	1

I B.Sc CZAqT Paper- I &II MSA(IA) Attainment

PO's	Zoo Paper I	PO Attainment	Weighed product	Zoo Paper-II	PO Attainment	Weighed product
PO1	1.6	0.84	1.344	2.1	0.89	1.869
PO2	2.2	0.84	1.848	1.0	0.89	0.89
PO3	1.4	0.84	1.176	1.6	0.89	1.424
PO4	1.4	0.84	1.176	2.6	0.89	2.314
PO5	3	0.84	2.52	3	0.89	2.67
PO6	1.8	0.84	1.512	1	0.89	0.89

I B.Sc CZAqT Paper- I &II FA Attainment

PO's	Zoo Paper I	PO Attainment	Weighed product	Zoo Paper-II	PO Attainment	Weighed product
PO1	1.6	0.63	1.008	2.1	0.63	1.323
PO2	2.2	0.63	1.386	1.0	0.63	0.63
PO3	1.4	0.63	0.882	1.6	0.63	1.008
PO4	1.4	0.63	0.882	2.6	0.63	1.638
PO5	3	0.63	1.89	3	0.63	1.89
PO6	1.8	0.63	1.134	1	0.63	0.63

II B.Sc CZAqT Paper- III, IV &V CCAA Assessment Attainment

PO's	Zoo Paper III	PO Attainment	Weighed product	Zoo Paper-IV	PO Attainment	Weighed product	Zoo Paper-V	PO Attainment	Weighed product
PO1	2.66	1	2.66	1.6	1	1.6	1.30	1	1.30
PO2	1.33	1	1.33	2.2	1	2.2	0.84	1	0.84
PO3	1.0	1	1.0	1.4	1	1.4	0.69	1	0.69
PO4	2.83	1	2.83	1.4	1	1.4	1.23	1	1.23
PO5	3	1	3	1.8	1	1.8	3	1	3
PO6	1	1	1	1	1	1	0.77	1	0.77

II B.Sc CZAqT Paper- III, IV &V MSA(IA) Attainment

PO's	Zoo Paper III	PO Attainment	Weighed product	Zoo Paper-IV	PO Attainment	Weighed product	Zoo Paper-V	PO Attainment	Weighed product
PO1	2.66	0.111	0.29526	1.6	0.166	0.2656	1.30	0.222	0.2886
PO2	1.33	0.111	0.14763	2.2	0.166	0.3652	0.84	0.222	0.18648
PO3	1.0	0.111	0.111	1.4	0.166	0.2324	0.69	0.222	0.15318
PO4	2.83	0.111	0.31413	1.4	0.166	0.2324	1.23	0.222	0.27306
PO5	3	0.111	0.333	1.8	0.166	0.2928	3	0.222	0.666
PO6	1	0.111	0.111	1	0.166	0.166	0.77	0.222	0.17094

II B.Sc CZAqT Paper- III, IV &V FA Attainment

PO's	Zoo Paper III	PO Attainment	Weighed product	Zoo Paper-IV	PO Attainment	Weighed product	Zoo Paper-V	PO Attainment	Weighed product
PO1	2.66	0.94	2.5004	1.6	0.78	1.248	1.30	1	1.30
PO2	1.33	0.94	1.2502	2.2	0.78	1.716	0.84	1	0.84
PO3	1.0	0.94	0.94	1.4	0.78	1.092	0.69	1	0.69
PO4	2.83	0.94	2.6602	1.4	0.78	1.092	1.23	1	1.23
PO5	3	0.94	2.82	1.8	0.78	1.404	3	1	3
PO6	1	0.94	0.94	1	0.78	0.78	0.77	1	0.77

III B.Sc , CZAqT Paper-6B&7B (SEM-V) CCAA Assessment Attainment

PO's	Zoo 6B	PO Attainment	Weighed product	Zoo 7B	PO Attainment	Weighed product
PO1	2.1	1	2.1	2.8	1	2.8
PO2	2.1	1	2.1	3	1	3
PO3	3	1	3	3	1	3
PO4	3	1	3	3	1	3
PO5	3	1	3	3	1	3
PO6	3	1	3	3	1	3

III B.Sc , CZAqT Paper-6B&7B (SEM-V) MSA (IA) Assessment Attainment

PO's	Zoo 6B	PO Attainment	Weighed product	Zoo 7B	PO Attainment	Weighed product
PO1	2.1	0.61	1.281	2.8	0.5	1.4
PO2	2.1	0.61	1.281	3	0.5	1.5
PO3	3	0.61	1.83	3	0.5	1.5
PO4	3	0.61	1.83	3	0.5	1.5
PO5	3	0.61	1.83	3	0.5	1.5
PO6	3	0.61	1.83	3	0.5	1.5

III B.Sc , CZAqT Paper-6B&7B (SEM-V) FA Assessment Attainment

PO's	Zoo 6B	PO Attainment	Weighed product	Zoo 7B	PO Attainment	Weighed product
PO1	2.1	1	2.1	2.8	1	2.8
PO2	2.1	1	2.1	3	1	3
PO3	3	1	3	3	1	3
PO4	3	1	3	3	1	3
PO5	3	1	3	3	1	3
PO6	3	1	3	3	1	3

B.Sc CBZ TM SEM-V MSA(IA) Assessment Attainment																								
POs	Chem 6D	PO Attainment	Weighted product	Chem 7D	PO Attainment	Weighted product	Zo 6A	PO Attainment	Weighted product	Zoo 7A	PO Attainment	Weighted product	Bot 6A	PO Attainment	Weighted product	Bot 7A	P Oigh A tt a i n m e n t	Weighted Sum of Pos	Sum of Weighted product	Sum of Weighted product / Weighted				
PO1	1.5	0.957	1.44	2.5	0.348	0.87	3	0.74	2.22	2.6	0.83	2.158	2.4	0.95	2.28	2.6	1	2.6	14.6	11.6	0.79			
PO2	3.3	0.957	3.11	2.75	0.348	0.957	3	0.74	2.22	2.8	0.83	2.324	1.8	0.95	1.71	2.4	1	2.4	16	12.7	0.8			
PO3	3.8	0.957	3.59	3.25	0.348	1.131	3	0.74	2.22	3	0.83	2.49	1.8	0.95	1.71	1.6	1	1.6	16.4	12.7	0.78			
PO4	0.3	0.957	0.24	1.5	0.348	0.522	3	0.74	2.22	3	0.83	2.49	1.4	0.95	1.33	1.3	1	1.3	10.5	8.1	0.78			
PO5	2	0.957	1.91	1.5	0.348	0.522	3	0.74	2.22	3	0.83	2.49	1.4	0.95	1.33	1.6	1	1.6	12.5	10.1	0.81			
PO6	1.8	0.957	1.68	2	0.348	0.696	3	0.74	2.22	3	0.83	2.49	1.8	0.95	1.71	1.8	1	1.8	13.4	10.6	0.79			

B.Sc CBZ TM SEM-V CCAA Assessment Attainment																								
POs	Chem 6D	PO Attainment	Weighted product	Chem 7D	PO Attainment	Weighted product	Zo 6A	PO Attainment	Weighted product	Zoo 7A	PO Attainment	Weighted product	Bot 6A	PO Attainment	Weighted product	Bot 7A	P Oigh A tt a i n m e n t	Weighted Sum of Pos	Sum of Weighted product	Sum of Weighted product / Weighted				

PO1	1.5	1	1.5	2.5	1	2.5	3	1	3	2.6	1	2.6	2.4	1	2.4	2.6	1	2.6	14.6	14.6	1			
PO2	3.3	1	3.25	2.75	1	2.75	3	1	3	2.8	1	2.8	1.8	1	1.8	2.4	1	2.4	16	16	1			
PO3	3.8	1	3.75	3.25	1	3.25	3	1	3	3	1	3	1.8	1	1.8	1.6	1	1.6	16.4	16.4	1			
PO4	0.3	1	0.25	1.5	1	1.5	3	1	3	3	1	3	1.4	1	1.4	1.3	1	1.3	10.5	10.5	1			
PO5	2	1	2	1.5	1	1.5	3	1	3	3	1	3	1.4	1	1.4	1.6	1	1.6	12.5	12.5	1			
PO6	1.8	1	1.75	2	1	2	3	1	3	3	1	3	1.8	1	1.8	1.8	1	1.8	13.4	13.4	1			

B.Sc CBZ TM SEM-V FA Assessment Attainment																								
POs	Chem 6D	PO Attainment	Weighted product	Chem 7D	PO Attainment	Weighted product	Zoo 6A	PO Attainment	Weighted product	Zoo 7A	PO Attainment	Weighted product	Bot 6A	PO Attainment	Weighted product	Bot 7A	Practical attainment	Weighted product	Sum of Weighted product	Sum of Weighted product / Weighted				
PO1	1.5	0.957	1.44	2.5	0.957	2.393	3	0.96	2.88	2.6	0.96	2.496	2.4	0.95	2.28	2.6	1	2.5	14.6	14	0.96			
PO2	3.3	0.957	3.11	2.75	0.957	2.632	3	0.96	2.88	2.8	0.96	2.688	1.8	0.95	1.71	2.4	1	2.3	16	15.3	0.96			
PO3	3.8	0.957	3.59	3.25	0.957	3.11	3	0.96	2.88	3	0.96	2.88	1.8	0.95	1.71	1.6	1	1.5	16.4	15.7	0.96			
PO4	0.3	0.957	0.24	1.5	0.957	1.436	3	0.96	2.88	3	0.96	2.88	1.4	0.95	1.33	1.3	1	1.2	10.5	10	0.96			
PO5	2	0.957	1.91	1.5	0.957	1.436	3	0.96	2.88	3	0.96	2.88	1.4	0.95	1.33	1.6	1	1.5	12.5	12	0.96			
PO6	1.8	0.957	1.68	2	0.957	1.914	3	0.96	2.88	3	0.96	2.88	1.8	0.95	1.71	1.8	1	1.7	13.4	12.8	0.96			

B.Sc CBZ EM SEM-V MSA(IA) Assessment Attainment																							
---	--	--	--	--	--	--	--	--	--	--	--	--	--	--	--	--	--	--	--	--	--	--	--

POs	Chem 6D	PO Attainment	Weighted product	Chem 7D	PO Attainment	Weighted product	Zoo 6A	PO Attainment	Weighted product	Zoo 7A	PO Attainment	Weighted product	Bot 6A	PO Attainment	Weighted product	Bot 7A	PO Attainment	Weighted product	Weighted Sum of Pos	Sum of Weighted product	Sum of Weighted product / Weighted			
PO1	1.5	0.9	1.35	2.5	0.667	1.668	3	0.8	2.4	2.6	0.77	2.002	2.4	0.96	2.3	2.6	1	2.6	14.6	12.3	0.84			
PO2	3.3	0.9	2.93	2.75	0.667	1.834	3	0.8	2.4	2.8	0.77	2.156	1.8	0.96	1.73	2.4	1	2.4	16	13.4	0.84			
PO3	3.8	0.9	3.38	3.25	0.667	2.168	3	0.8	2.4	3	0.77	2.31	1.8	0.96	1.73	1.6	1	1.6	16.4	13.6	0.83			
PO4	0.3	0.9	0.23	1.5	0.667	1.001	3	0.8	2.4	3	0.77	2.31	1.4	0.96	1.34	1.3	1	1.3	10.5	8.58	0.82			
PO5	2	0.9	1.8	1.5	0.667	1.001	3	0.8	2.4	3	0.77	2.31	1.4	0.96	1.34	1.6	1	1.6	12.5	10.5	0.84			
PO6	1.8	0.9	1.58	2	0.667	1.334	3	0.8	2.4	3	0.77	2.31	1.8	0.96	1.73	1.8	1	1.8	13.4	11.1	0.84			

B.Sc CBZ EM SEM-V CCAA Assessment Attainment

POs	Chem 6D	PO Attainment	Weighted product	Chem 7D	PO Attainment	Weighted product	Zoo 6A	PO Attainment	Weighted product	Zoo 7A	PO Attainment	Weighted product	Bot 6A	PO Attainment	Weighted product	Bot 7A	PO Attainment	Weighted product	Weighted Sum of Pos	Sum of Weighted product	Sum of Weighted product / Weighted			
PO1	1.5	1	1.5	2.5	1	2.5	3	1	3	2.6	1	2.6	2.4	1	2.4	2.6	1	2.6	14.6	14.6	1			
PO2	3.3	1	3.25	2.75	1	2.75	3	1	3	2.8	1	2.8	1.8	1	1.8	2.4	1	2.4	16	16	1			

PO3	3.8	1	3.75	3.25	1	3.25	3	1	3	3	1	3	1.8	1	1.8	1.6	1	1.6	16.4	16.4	1			
PO4	0.3	1	0.25	1.5	1	1.5	3	1	3	3	1	3	1.4	1	1.4	1.3	1	1.3	10.5	10.5	1			
PO5	2	1	2	1.5	1	1.5	3	1	3	3	1	3	1.4	1	1.4	1.6	1	1.6	12.5	12.5	1			
PO6	1.8	1	1.75	2	1	2	3	1	3	3	1	3	1.8	1	1.8	1.8	1	1.8	13.4	13.4	1			

B.Sc CBZ EM SEM-V FA Assessment Attainment

POs	Che m 6D	PO Attai nmen t	Wei ghed prod uct	Che m 7D	PO Attai nmen t	Weig hed produ ct	Zo o 6A	PO Attai nmen t	Wei ghe d prod uct	Zoo 7A	PO Attai nmen t	Weig hed prod uct	Bot 6A	PO Attai nmen t	Wei ghed prod uct	Bot 7A	P O igh t a i n m e n t	We igh ted Sum of Pos	Sum of Wei ghed prod uct	Sum of Wei ghed prod uct / Wei ghte d				
PO1	1.5	1	1.5	2.5	0.933	2.333	3	1	3	2.6	1	2.6	2.4	1	2.4	2.6	1	2.6	14.6	14.4	0.99			
PO2	3.3	1	3.25	2.75	0.933	2.566	3	1	3	2.8	1	2.8	1.8	1	1.8	2.4	1	2.4	16	15.8	0.99			
PO3	3.8	1	3.75	3.25	0.933	3.032	3	1	3	3	1	3	1.8	1	1.8	1.6	1	1.6	16.4	16.2	0.99			
PO4	0.3	1	0.25	1.5	0.933	1.4	3	1	3	3	1	3	1.4	1	1.4	1.3	1	1.3	10.5	10.4	0.99			
PO5	2	1	2	1.5	0.933	1.4	3	1	3	3	1	3	1.4	1	1.4	1.6	1	1.6	12.5	12.4	0.99			
PO6	1.8	1	1.75	2	0.933	1.866	3	1	3	3	1	3	1.8	1	1.8	1.8	1	1.8	13.4	13.2	0.99			

B.Sc CBZ TM SEM-IV MSA(IA) Assessment Attainment

POs	Chem IV	PO Attainment	Weighted product	Chem V	PO Attainment	Weighted product	Zoo IV	PO Attainment	Weighted product	Zoo V	PO Attainment	Weighted product	Bot IV	PO Attainment	Weighted product	Bot V	PO Attainment	Weighted product	Sum of Weighed Sum of Pos	Sum of Weighed product	Sum of Weighed product / Weighted			
PO1	2.5	0.167	0.42	2.25	0.583	1.312	1.6	0.22	0.35	1.3	0.39	0.51	2.4	0.95	2.28	2.6	1	2.6	12.7	7.47	0.59			
PO2	2.5	0.167	0.42	2.25	0.583	1.312	2.2	0.22	0.48	0.8	0.39	0.33	1.8	0.95	1.71	2.4	1	2.4	12	6.65	0.55			
PO3	2.8	0.167	0.46	1.25	0.583	0.729	1.4	0.22	0.31	0.7	0.39	0.27	1.8	0.95	1.71	1.6	1	1.6	9.49	5.08	0.53			
PO4	2.3	0.167	0.38	3	0.583	1.749	1.4	0.22	0.31	1.2	0.39	0.48	1.4	0.95	1.33	1.3	1	1.3	10.6	5.54	0.52			
PO5	3	0.167	0.5	2	0.583	1.166	1.8	0.22	0.4	3	0.39	1.17	1.4	0.95	1.33	1.6	1	1.6	12.8	6.16	0.48			
PO6	2	0.167	0.33	1.75	0.583	1.02	1	0.22	0.22	0.8	0.39	0.3	1.8	0.95	1.71	1.8	1	1.8	9.12	5.38	0.59			

B.Sc CBZ TM SEM-IV CCAA Assessment Attainment

POs	Chem IV	PO Attainment	Weighted product	Chem V	PO Attainment	Weighted product	Zoo IV	PO Attainment	Weighted product	Zoo V	PO Attainment	Weighted product	Bot IV	PO Attainment	Weighted product	Bot V	PO Attainment	Weighted product	Sum of Weighed Sum of Pos	Sum of Weighed product	Sum of Weighed product / Weighted			
PO1	2.5	1	2.5	2.25	1	2.25	1.6	1	1.6	1.3	1	1.3	2.4	1	2.4	2.6	1	2.6	12.7	12.7	1			
PO2	2.5	1	2.5	2.25	1	2.25	2.2	1	2.2	0.8	1	0.84	1.8	1	1.8	2.4	1	2.4	12	12	1			

PO3	2.8	1	2.75	1.25	1	1.25	1.4	1	1.4	0.7	1	0.69	1.8	1	1.8	1.6	1	1.6	9.49	9.49	1
PO4	2.3	1	2.25	3	1	3	1.4	1	1.4	1.2	1	1.23	1.4	1	1.4	1.3	1	1.3	10.6	10.6	1
PO5	3	1	3	2	1	2	1.8	1	1.8	3	1	3	1.4	1	1.4	1.6	1	1.6	12.8	12.8	1
PO6	2	1	2	1.75	1	1.75	1	1	1	0.8	1	0.77	1.8	1	1.8	1.8	1	1.8	9.12	9.12	1

B.Sc CBZ TM SEM-IV FA Assessment Attainment

POs	Chem IV	PO Attainment	Weighted product	Chem V	PO Attainment	Weighted product	Zoo IV	PO Attainment	Weighted product	Zoo V	PO Attainment	Weighted product	Bot IV	PO Attainment	Weighted product	Bot V	PO Attainment	Weighted product	Sum of Weighted Sum of Pos	Sum of Weighted product	Sum of Weighted product / Weighted
PO1	2.5	0.542	1.36	2.25	0.958	2.156	1.6	0.91	1.46	1.3	1	1.3	2.4	0.95	2.28	2.6	1	2.5	12.7	11	0.87
PO2	2.5	0.542	1.36	2.25	0.958	2.156	2.2	0.91	2	0.8	1	0.84	1.8	0.95	1.71	2.4	1	2.3	12	10.3	0.86
PO3	2.8	0.542	1.49	1.25	0.958	1.198	1.4	0.91	1.27	0.7	1	0.69	1.8	0.95	1.71	1.6	1	1.5	9.49	7.88	0.83
PO4	2.3	0.542	1.22	3	0.958	2.874	1.4	0.91	1.27	1.2	1	1.23	1.4	0.95	1.33	1.3	1	1.2	10.6	9.16	0.87
PO5	3	0.542	1.63	2	0.958	1.916	1.8	0.91	1.64	3	1	3	1.4	0.95	1.33	1.6	1	1.5	12.8	11	0.86
PO6	2	0.542	1.08	1.75	0.958	1.677	1	0.91	0.91	0.8	1	0.77	1.8	0.95	1.71	1.8	1	1.7	9.12	7.86	0.86

B.Sc CBZ EM SEM-IV MSA(IA) Assessment Attainment

POs	Chem IV	PO Attainment	Weighted product	Chem V	PO Attainment	Weighted product	Zoo IV	PO Attainment	Weighted product	Zoo V	PO Attainment	Weighted product	Bot IV	PO Attainment	Weighted product	Bot V	PO Attainment	Weighted product	Sum of Pos	Sum of Weighted product	Sum of Weighted product / Weighted			
PO1	2.5	0.567	1.42	2.25	0.733	1.649	1.6	0.5	0.8	1.3	0.47	0.61	1.8	0.9	1.62	1.6	1	1.3	11.1	7.42	0.67			
PO2	2.5	0.567	1.42	2.25	0.733	1.649	2.2	0.5	1.1	0.8	0.47	0.39	1.3	0.9	1.17	1.3	1	1.1	10.4	6.8	0.65			
PO3	2.8	0.567	1.56	1.25	0.733	0.916	1.4	0.5	0.7	0.7	0.47	0.32	2	0.9	1.8	1.6	1	1.3	9.69	6.62	0.68			
PO4	2.3	0.567	1.28	3	0.733	2.199	1.4	0.5	0.7	1.2	0.47	0.58	2.8	0.9	2.52	2.6	1	2.2	13.3	9.42	0.71			
PO5	3	0.567	1.7	2	0.733	1.466	1.8	0.5	0.9	3	0.47	1.41	1.8	0.9	1.62	2.4	1	2	14	9.09	0.65			
PO6	2	0.567	1.13	1.75	0.733	1.283	1	0.5	0.5	0.8	0.47	0.36	2	0.9	1.8	2.6	1	2.2	10.1	7.23	0.71			

B.Sc CBZ EM SEM-IV CCAA Assessment Attainment

POs	Chem IV	PO Attainment	Weighted product	Chem V	PO Attainment	Weighted product	Zoo IV	PO Attainment	Weighted product	Zoo V	PO Attainment	Weighted product	Bot IV	PO Attainment	Weighted product	Bot V	PO Attainment	Weighted product	Sum of Pos	Sum of Weighted product	Sum of Weighted product / Weighted			
PO1	2.5	1	2.5	2.25	1	2.25	1.6	1	1.6	1.3	1	1.3	1.8	1	1.8	1.6	1	1.6	11.1	11.1	1			
PO2	2.5	1	2.5	2.25	1	2.25	2.2	1	2.2	0.8	1	0.84	1.3	1	1.3	1.3	1	1.3	10.4	10.4	1			

PO3	2.8	1	2.75	1.25	1	1.25	1.4	1	1.4	0.7	1	0.69	2	1	2	1.6	1	1.6	9.69	9.69	1
PO4	2.3	1	2.25	3	1	3	1.4	1	1.4	1.2	1	1.23	2.8	1	2.8	2.6	1	2.6	13.3	13.3	1
PO5	3	1	3	2	1	2	1.8	1	1.8	3	1	3	1.8	1	1.8	2.4	1	2.4	14	14	1
PO6	2	1	2	1.75	1	1.75	1	1	1	0.8	1	0.77	2	1	2	2.6	1	2.6	10.1	10.1	1

B.Sc CBZ EM SEM-IV FA Assessment Attainment

POs	Che m IV	PO Attai nmen t	Wei ghed prod uct	Che m V	PO Attai nmen t	Weig hed produ ct	Zo o IV	PO Attai nmen t	Wei ghe d prod uct	Zoo V	PO Attai nmen t	Weig hed prod uct	Bot IV	PO Attai nmen t	Wei ghed prod uct	Bot V	P O A tt a i n m e n t	We igh ed pro du ct	Weig hted Sum of Pos	Sum of Wei ghed prod uct	Sum of Wei ghed prod uct / Wei ghte d
PO1	2.5	0.567	1.42	2.25	0.967	2.176	1.6	0.97	1.55	1.3	1	1.3	1.8	1	1.8	1.6	1	1.6	11.1	9.85	0.89
PO2	2.5	0.567	1.42	2.25	0.967	2.176	2.2	0.97	2.13	0.8	1	0.84	1.3	1	1.3	1.3	1	1.3	10.4	9.17	0.88
PO3	2.8	0.567	1.56	1.25	0.967	1.209	1.4	0.97	1.36	0.7	1	0.69	2	1	2	1.6	1	1.6	9.69	8.42	0.87
PO4	2.3	0.567	1.28	3	0.967	2.901	1.4	0.97	1.36	1.2	1	1.23	2.8	1	2.8	2.6	1	2.6	13.3	12.2	0.92
PO5	3	0.567	1.7	2	0.967	1.934	1.8	0.97	1.75	3	1	3	1.8	1	1.8	2.4	1	2.4	14	12.6	0.9
PO6	2	0.567	1.13	1.75	0.967	1.692	1	0.97	0.97	0.8	1	0.77	2	1	2	2.6	1	2.6	10.1	9.17	0.91

B.Sc CBZ TM SEM-III MSA(IA) Assessment Attainment

POs	Che m III	PO Attai nmen t	Wei ghed prod uct	Zoo III	PO Attai nmen t	Weig hed produ ct	Bot III	PO Attai nmen t	Wei ghe d prod uct	En g III	PO Attai nmen t	Weig hed prod uct	Tel III	PO Attai nmen t	Wei ghed prod uct	Hin III	P O A tt a i n m e n t	We igh ed pro du ct	San III	PO Atta inmen t	Wei ghed prod uct	Weig hted Sum of Pos	Sum of Wei ghed prod uct	Sum of Weighed product/ Weighte d Sum of POs
PO1	2.5	0.567	1.42	2.25	0.967	2.176	1.6	0.97	1.55	1.3	1	1.3	1.8	1	1.8	1.6	1	1.6	11.1	9.85	0.89			
PO2	2.5	0.567	1.42	2.25	0.967	2.176	2.2	0.97	2.13	0.8	1	0.84	1.3	1	1.3	1.3	1	1.3	10.4	9.17	0.88			
PO3	2.8	0.567	1.56	1.25	0.967	1.209	1.4	0.97	1.36	0.7	1	0.69	2	1	2	1.6	1	1.6	9.69	8.42	0.87			
PO4	2.3	0.567	1.28	3	0.967	2.901	1.4	0.97	1.36	1.2	1	1.23	2.8	1	2.8	2.6	1	2.6	13.3	12.2	0.92			
PO5	3	0.567	1.7	2	0.967	1.934	1.8	0.97	1.75	3	1	3	1.8	1	1.8	2.4	1	2.4	14	12.6	0.9			
PO6	2	0.567	1.13	1.75	0.967	1.692	1	0.97	0.97	0.8	1	0.77	2	1	2	2.6	1	2.6	10.1	9.17	0.91			

PO1	3	0.56	1.68	2.66	0.4	1.06	2	1	2	2.6	0.91	2.366	2.1	0.64	1.34	2.3	1	2.3	2.4	1	2.4	17.06	13.2	0.770809
PO2	2.8	0.56	1.54	1.33	0.4	0.53	1.3	1	1.3	2.1	0.91	1.911	2.5	0.64	1.6	2	1	2	2.25	1	2.25	14.23	11.1	0.782221
PO3	3	0.56	1.68	1	0.4	0.4	2.2	1	2.2	2.3	0.91	2.093	2.5	0.64	1.6	2.6	1	2.6	2.4	1	2.4	16	13	0.810813
PO4	2.5	0.56	1.4	2.83	0.4	1.13	1.8	1	1.8	2.3	0.91	2.093	2.3	0.64	1.47	2.3	1	2.3	2.5	1	2.5	16.53	12.7	0.767998
PO5	3	0.56	1.68	3	0.4	1.2	2	1	2	2.5	0.91	2.275	2	0.64	1.28	1.6	1	1.6	2.25	1	2.25	16.35	12.3	0.751376
PO6	3	0.56	1.68	1	0.4	0.4	2	1	2	2.3	0.91	2.093	1.6	0.64	1.02	2	1	2	2.5	1	2.5	14.4	11.7	0.812292

B.Sc CBZ TM SEM-III CCAA Assessment Attainment

POs	Che m III	PO Attai nmen t	Wei ghed prod uct	Zoo III	PO Attai nmen t	Weig hed produ ct	Bot III	PO Attai nmen t	Wei ghed prod uct	En g III	PO Attai nmen t	Weig hed prod uct	Tel III	PO Attai nmen t	Wei ghed prod uct	Hin III	P O A tt a i n m	We igh ed pro du ct	San III	PO Atta inm ent	Wei ghed pro duct	Weig hted Sum of Pos	Sum of Wei ghed pro duct	Sum of Weighed product/ Weighte d Sum of POs
PO1	3	1	3	2.66	1	2.66	2	1	2	2.6	1	2.6	2.1	1	2.1	2.3	1	2.3	2.4	1	2.4	17.06	17.1	1
PO2	2.8	1	2.75	1.33	1	1.33	1.3	1	1.3	2.1	1	2.1	2.5	1	2.5	2	1	2	2.25	1	2.25	14.23	14.2	1
PO3	3	1	3	1	1	1	2.2	1	2.2	2.3	1	2.3	2.5	1	2.5	2.6	1	2.6	2.4	1	2.4	16	16	1
PO4	2.5	1	2.5	2.83	1	2.83	1.8	1	1.8	2.3	1	2.3	2.3	1	2.3	2.3	1	2.3	2.5	1	2.5	16.53	16.5	1
PO5	3	1	3	3	1	3	2	1	2	2.5	1	2.5	2	1	2	1.6	1	1.6	2.25	1	2.25	16.35	16.4	1
PO6	3	1	3	1	1	1	2	1	2	2.3	1	2.3	1.6	1	1.6	2	1	2	2.5	1	2.5	14.4	14.4	1

B.Sc CBZ TM SEM-III FA Assessment Attainment

POs	Che m III	PO Attai nmen t	Wei ghed prod uct	Zoo III	PO Attai nmen t	Weig hed produ ct	Bot III	PO Attai nmen t	Wei ghed prod uct	En g III	PO Attai nmen t	Weig hed prod uct	Tel III	PO Attai nmen t	Wei ghed prod uct	Hin III	P O A tt a i n m	We igh ed pro du ct	San III	PO Atta inm ent	Wei ghed pro duct	Weig hted Sum of Pos	Sum of Wei ghed pro duct	Sum of Weighed product/ Weighte d Sum of POs
PO1	3	0.48	1.44	2.66	0.88	2.341	2	0.96	1.92	2.6	0.7	1.82	2.1	1	2.1	2.3	1	2.3	2.4	1	2.4	17.06	14.3	0.839437

PO2	2.8	0.48	1.32	1.33	0.88	1.17	1.3	0.96	1.24	2.1	0.7	1.47	2.5	1	2.5	2	1	2	2.25	1	2.25	14.23	12	0.839803
PO3	3	0.48	1.44	1	0.88	0.88	2.2	0.96	2.11	2.3	0.7	1.61	2.5	1	2.5	2.6	1	2.6	2.4	1	2.4	16	13.5	0.84625
PO4	2.5	0.48	1.2	2.83	0.88	2.49	1.8	0.96	1.72	2.3	0.7	1.61	2.3	1	2.3	2.3	1	2.3	2.5	1	2.5	16.53	14.1	0.854229
PO5	3	0.48	1.44	3	0.88	2.64	2	0.96	1.92	2.5	0.7	1.75	2	1	2	1.6	1	1.6	2.25	1	2.25	16.35	13.6	0.831804
PO6	3	0.48	1.44	1	0.88	0.88	2	0.96	1.92	2.3	0.7	1.61	1.6	1	1.6	2	1	2	2.5	1	2.5	14.4	12	0.829861

B.Sc CBZ EM SEM-III MSA(IA) Assessment Attainment

POs	Che m III	PO Attai nmen t	Wei ghed prod uct	Zoo III	PO Attai nmen t	Weig hed produ ct	Bot III	PO Attai nmen t	Wei ghe d prod uct	En g III	PO Attai nmen t	Weig hed prod uct	Tel III	PO Attai nmen t	Wei ghed prod uct	Hin III	P O igh A tt pro du ct i n m	We igh ed pro du ct	San III	PO Atta inm ent	Wei ghe d prod uct	Weig hted Sum of Pos	Sum of Wei ghe d prod uct	Sum of Weighed product/ Weighte d Sum of POs
PO1	3	0.567	1.7	2.66	0.6	1.596	2	0.96	1.92	2.6	0.96	2.496	2.1	0.85	1.79	2.3	1	2.3	2.4	1	2.4	17.06	14.2	0.832239
PO2	2.8	0.567	1.56	1.33	0.6	0.798	1.3	0.96	1.24	2.1	0.96	2.016	2.5	0.85	2.13	2	1	2	2.25	1	2.25	14.23	12	0.842446
PO3	3	0.567	1.7	1	0.6	0.6	2.2	0.96	2.11	2.3	0.96	2.208	2.5	0.85	2.13	2.6	1	2.6	2.4	1	2.4	16	13.7	0.859
PO4	2.5	0.567	1.42	2.83	0.6	1.698	1.8	0.96	1.72	2.3	0.96	2.208	2.3	0.85	1.96	2.3	1	2.3	2.5	1	2.5	16.53	13.8	0.834785
PO5	3	0.567	1.7	3	0.6	1.8	2	0.96	1.92	2.5	0.96	2.4	2	0.85	1.7	1.6	1	1.6	2.25	1	2.25	16.35	13.4	0.817798
PO6	3	0.567	1.7	1	0.6	0.6	2	0.96	1.92	2.3	0.96	2.208	1.6	0.85	1.36	2	1	2	2.5	1	2.5	14.4	12.3	0.853403

B.Sc CBZ EM SEM-III CCAA Assessment Attainment

POs	Che m III	PO Attai nmen t	Wei ghed prod uct	Zoo III	PO Attai nmen t	Weig hed produ ct	Bot III	PO Attai nmen t	Wei ghe d prod uct	En g III	PO Attai nmen t	Weig hed prod uct	Tel III	PO Attai nmen t	Wei ghed prod uct	Hin III	P O igh A tt pro du ct i n m	We igh ed pro du ct	San III	PO Atta inm ent	Wei ghe d prod uct	Weig hted Sum of Pos	Sum of Wei ghe d prod uct	Sum of Weighed product/ Weighte d Sum of POs
PO1	3	1	3	2.66	1	2.66	2	1	2	2.6	1	2.6	2.1	1	2.1	2.3	1	2.3	2.4	1	2.4	17.06	17.1	1
PO2	2.8	1	2.75	1.33	1	1.33	1.3	1	1.3	2.1	1	2.1	2.5	1	2.5	2	1	2	2.25	1	2.25	14.23	14.2	1

PO3	3	1	3	1	1	1	2.2	1	2.2	2.3	1	2.3	2.5	1	2.5	2.6	1	2.6	2.4	1	2.4	16	16	1
PO4	2.5	1	2.5	2.83	1	2.83	1.8	1	1.8	2.3	1	2.3	2.3	1	2.3	2.3	1	2.3	2.5	1	2.5	16.53	16.5	1
PO5	3	1	3	3	1	3	2	1	2	2.5	1	2.5	2	1	2	1.6	1	1.6	2.25	1	2.25	16.35	16.4	1
PO6	3	1	3	1	1	1	2	1	2	2.3	1	2.3	1.6	1	1.6	2	1	2	2.5	1	2.5	14.4	14.4	1

B.Sc CBZ EM SEM-III FA Assessment Attainment

POs	Che m III	PO Attai nmen t	Wei ghed prod uct	Zoo III	PO Attai nmen t	Weig hed produ ct	Bot III	PO Attai nmen t	Wei ghe d prod uct	En g III	PO Attai nmen t	Weig hed prod uct	Tel III	PO Attai nmen t	Wei ghed prod uct	Hin III	P O igh A tt pro du ct i n m	We igh II pro du ct	San III	PO Atta inm ent	Wei ghe d prod uct	Weig hted Sum of Pos	Sum of Wei ghe d pro duct	Sum of Weighed product/ Weighte d Sum of POs
PO1	3	0.9	2.7	2.66	1	2.66	2	1	2	2.6	0.9	2.34	2.1	1	2.1	2.3	1	2.3	2.4	1	2.4	17.06	16.5	0.967175
PO2	2.8	0.9	2.48	1.33	1	1.33	1.3	1	1.3	2.1	0.9	1.89	2.5	1	2.5	2	1	2	2.25	1	2.25	14.23	13.7	0.965917
PO3	3	0.9	2.7	1	1	1	2.2	1	2.2	2.3	0.9	2.07	2.5	1	2.5	2.6	1	2.6	2.4	1	2.4	16	15.5	0.966875
PO4	2.5	0.9	2.25	2.83	1	2.83	1.8	1	1.8	2.3	0.9	2.07	2.3	1	2.3	2.3	1	2.3	2.5	1	2.5	16.53	16.1	0.970962
PO5	3	0.9	2.7	3	1	3	2	1	2	2.5	0.9	2.25	2	1	2	1.6	1	1.6	2.25	1	2.25	16.35	15.8	0.966361
PO6	3	0.9	2.7	1	1	1	2	1	2	2.3	0.9	2.07	1.6	1	1.6	2	1	2	2.5	1	2.5	14.4	13.9	0.963194

B.Sc CBZ TM SEM-II MSA(IA) Assessment Attainment

POs	Che m II	PO Attai nmen t	Wei ghed prod uct	Zoo II	PO Attai nmen t	Weig hed produ ct	Bot II	PO Attai nmen t	Wei ghe d prod uct	En g II	PO Attai nmen t	Weig hed prod uct	Tel II	PO Attai nmen t	Wei ghed prod uct	Hin II	P O igh A tt pro du ct i n m	We igh II pro du ct	San II	PO Atta inm ent	Wei ghe d prod uct	Weig hted Sum of Pos	Sum of Wei ghe d pro duct	Sum of Weighed product/ Weighte d Sum of POs
PO1	2.3	0.857	1.93	2.1	0.78	1.64	1.4	0.92	1.28	2.3	1	2.3	2.1	1	2.1	2.5	1	2.5	2.4	1	2.4	15.05	14.1	0.940066
PO2	2.5	0.857	2.14	1	0.78	0.78	1.8	0.92	1.65	2.3	1	2.3	2.5	1	2.5	2.3	1	2.3	2.25	1	2.25	14.65	13.9	0.950375
PO3	2	0.857	1.71	1.6	0.78	1.25	1.6	0.92	1.47	2.1	1	2.1	2.5	1	2.5	2.5	1	2.5	2.4	1	2.4	14.7	13.9	0.947891

PO4	1.8	0.857	1.5	2.6	0.78	2.03	2	0.92	1.84	2.1	1	2.1	2.3	1	2.3	2	1	2	2.5	1	2.5	15.25	14.3	0.935738
PO5	2.7	0.857	2.31	3	0.78	2.34	2	0.92	1.84	2.3	1	2.3	2	1	2	2.3	1	2.3	2.25	1	2.25	16.55	15.3	0.92713
PO6	1.8	0.857	1.5	1	0.78	0.78	2	0.92	1.84	2.3	1	2.3	1.6	1	1.6	2	1	2	2.5	1	2.5	13.15	12.5	0.952091

B.Sc CBZ TM SEM-II CCAA Assessment Attainment

POs	Che m II	PO Attai nmen t	Wei ghed prod uct	Zoo II	PO Attai nmen t	Weig hed produ ct	Bot II	PO Attai nmen t	Wei ghed prod uct	En g II	PO Attai nmen t	Weig hed prod uct	Tel II	PO Attai nmen t	Wei ghed prod uct	Hin II	P O A tt a i n m	We igh ed pro du ct	San II	PO Atta inm ent	Wei ghed prod uct	Weig hted Sum of Pos	Sum of Wei ghed prod uct	Sum of Weighed product/ Weighte d Sum of POs
PO1	2.3	1	2.25	2.1	1	2.1	1.4	1	1.4	2.3	1	2.3	2.1	1	2.1	2.5	1	2.5	2.4	1	2.4	15.05	15.1	1
PO2	2.5	1	2.5	1	1	1	1.8	1	1.8	2.3	1	2.3	2.5	1	2.5	2.3	1	2.3	2.25	1	2.25	14.65	14.7	1
PO3	2	1	2	1.6	1	1.6	1.6	1	1.6	2.1	1	2.1	2.5	1	2.5	2.5	1	2.5	2.4	1	2.4	14.7	14.7	1
PO4	1.8	1	1.75	2.6	1	2.6	2	1	2	2.1	1	2.1	2.3	1	2.3	2	1	2	2.5	1	2.5	15.25	15.3	1
PO5	2.7	1	2.7	3	1	3	2	1	2	2.3	1	2.3	2	1	2	2.3	1	2.3	2.25	1	2.25	16.55	16.6	1
PO6	1.8	1	1.75	1	1	1	2	1	2	2.3	1	2.3	1.6	1	1.6	2	1	2	2.5	1	2.5	13.15	13.2	1

B.Sc CBZ TM SEM-II FA Assessment Attainment

POs	Che m II	PO Attai nmen t	Wei ghed prod uct	Zoo II	PO Attai nmen t	Weig hed produ ct	Bot II	PO Attai nmen t	Wei ghed prod uct	En g II	PO Attai nmen t	Weig hed prod uct	Tel II	PO Attai nmen t	Wei ghed prod uct	Hin II	P O A tt a i n m	We igh ed pro du ct	San II	PO Atta inm ent	Wei ghed prod uct	Weig hted Sum of Pos	Sum of Wei ghed prod uct	Sum of Weighed product/ Weighte d Sum of POs
PO1	2.3	0.643	1.45	2.1	0.85	1.785	1.4	0.84	1.17	2.3	0.92	2.116	2.1	0.91	1.91	2.5	1	2.5	2.4	1	2.4	15.05	13.3	0.885648
PO2	2.5	0.643	1.61	1	0.85	0.85	1.8	0.84	1.51	2.3	0.92	2.116	2.5	0.91	2.28	2.3	1	2.3	2.25	1	2.25	14.65	12.9	0.88116
PO3	2	0.643	1.29	1.6	0.85	1.36	1.6	0.84	1.34	2.1	0.92	1.932	2.5	0.91	2.28	2.5	1	2.5	2.4	1	2.4	14.7	13.1	0.89068
PO4	1.8	0.643	1.13	2.6	0.85	2.21	2	0.84	1.68	2.1	0.92	1.932	2.3	0.91	2.09	2	1	2	2.5	1	2.5	15.25	13.5	0.887869

PO5	2.7	0.643	1.74	3	0.85	2.55	2	0.84	1.68	2.3	0.92	2.116	2	0.91	1.82	2.3	1	2.3	2.25	1	2.25	16.55	14.5	0.873233	
PO6	1.8	0.643	1.13	1	0.85	0.85	2	0.84	1.68	2.3	0.92	2.116	1.6	0.91	1.46	2	1	2	2.5	1	2.5	13.15	11.7	0.891787	
B.Sc CBZ EM SEM-II MSA(IA) Assessment Attainment																									
POs	Che m II	PO Attai nmen t	Wei ghed prod uct	Zoo II	PO Attai nmen t	Weig hed produ ct	Bot II	PO Attai nmen t	Wei ghe d prod uct	En g II	PO Attai nmen t	Weig hed prod uct	Tel II	PO Attai nmen t	Wei ghed prod uct	Hin II	P O igh A tt pro du ct i n m	We igh II	San II	PO Atta inm ent	Wei ghe d prod uct	Wei ghted Sum of Pos	Sum of Wei ghe d prod uct	Sum of Weighed product/ Weighte d Sum of POs	
PO1	2.3	0.967	2.18	2.1	0.97	2.037	1.4	0.96	1.34	2.3	1	2.3	2.1	0.95	2	2.5	1	2.5	2.4	1	2.4	15.05	14.7	0.979934	
PO2	2.5	0.967	2.42	1	0.97	0.97	1.8	0.96	1.72	2.3	1	2.3	2.5	0.95	2.38	2.3	1	2.3	2.25	1	2.25	14.65	14.3	0.978362	
PO3	2	0.967	1.93	1.6	0.97	1.552	1.6	0.96	1.53	2.1	1	2.1	2.5	0.95	2.38	2.5	1	2.5	2.4	1	2.4	14.7	14.4	0.97898	
PO4	1.8	0.967	1.69	2.6	0.97	2.522	2	0.96	1.92	2.1	1	2.1	2.3	0.95	2.19	2	1	2	2.5	1	2.5	15.25	14.9	0.978295	
PO5	2.7	0.967	2.61	3	0.97	2.91	2	0.96	1.92	2.3	1	2.3	2	0.95	1.9	2.3	1	2.3	2.25	1	2.25	16.55	16.2	0.978308	
PO6	1.8	0.967	1.69	1	0.97	0.97	2	0.96	1.92	2.3	1	2.3	1.6	0.95	1.52	2	1	2	2.5	1	2.5	13.15	12.9	0.981141	
B.Sc CBZ EM SEM-II CCAA Assessment Attainment																									
POs	Che m II	PO Attai nmen t	Wei ghed prod uct	Zoo II	PO Attai nmen t	Weig hed produ ct	Bot II	PO Attai nmen t	Wei ghe d prod uct	En g II	PO Attai nmen t	Weig hed prod uct	Tel II	PO Attai nmen t	Wei ghed prod uct	Hin II	P O igh A tt pro du ct i n m	We igh II	San II	PO Atta inm ent	Wei ghe d prod uct	Wei ghted Sum of Pos	Sum of Wei ghe d prod uct	Sum of Weighed product/ Weighte d Sum of POs	
PO1	2.3	1	2.25	2.1	1	2.1	1.4	1	1.4	2.3	1	2.3	2.1	1	2.1	2.5	1	2.5	2.4	1	2.4	15.05	15.1	1	
PO2	2.5	1	2.5	1	1	1	1.8	1	1.8	2.3	1	2.3	2.5	1	2.5	2.3	1	2.3	2.25	1	2.25	14.65	14.7	1	
PO3	2	1	2	1.6	1	1.6	1.6	1	1.6	2.1	1	2.1	2.5	1	2.5	2.5	1	2.5	2.4	1	2.4	14.7	14.7	1	
PO4	1.8	1	1.75	2.6	1	2.6	2	1	2	2.1	1	2.1	2.3	1	2.3	2	1	2	2.5	1	2.5	15.25	15.3	1	
PO5	2.7	1	2.7	3	1	3	2	1	2	2.3	1	2.3	2	1	2	2.3	1	2.3	2.25	1	2.25	16.55	16.6	1	

PO6	1.8	1	1.75	1	1	1	2	1	2	2.3	1	2.3	1.6	1	1.6	2	1	2	2.5	1	2.5	13.15	13.2	1	
B.Sc CBZ EM SEM-II FA Assessment Attainment																									
POs	Che m II	PO Attai nmen t	Wei ghed prod uct	Zoo II	PO Attai nmen t	Weig hed produ ct	Bot II	PO Attai nmen t	Wei ghe d prod uct	En g II	PO Attai nmen t	Weig hed prod uct	Tel II	PO Attai nmen t	Wei ghed prod uct	Hin II	P O igh A tt pro du ct i n m	We igh ed pro du ct	San II	PO Atta inm ent	Wei ghe d prod uct	Wei ghted Sum of Pos	Sum of Wei ghed prod uct	Sum of Weighed product/ Weighte d Sum of POs	
PO1	2.3	0.967	2.18	2.1	1	2.1	1.4	0.83	1.16	2.3	1	2.3	2.1	0.95	2	2.5	1	2.5	2.4	1	2.4	15.05	14.6	0.972159	
PO2	2.5	0.967	2.42	1	1	1	1.8	0.83	1.49	2.3	1	2.3	2.5	0.95	2.38	2.3	1	2.3	2.25	1	2.25	14.65	14.1	0.96471	
PO3	2	0.967	1.93	1.6	1	1.6	1.6	0.83	1.32	2.1	1	2.1	2.5	0.95	2.38	2.5	1	2.5	2.4	1	2.4	14.7	14.2	0.967959	
PO4	1.8	0.967	1.69	2.6	1	2.6	2	0.83	1.66	2.1	1	2.1	2.3	0.95	2.19	2	1	2	2.5	1	2.5	15.25	14.7	0.966361	
PO5	2.7	0.967	2.61	3	1	3	2	0.83	1.66	2.3	1	2.3	2	0.95	1.9	2.3	1	2.3	2.25	1	2.25	16.55	16	0.968036	
PO6	1.8	0.967	1.69	1	1	1	2	0.83	1.66	2.3	1	2.3	1.6	0.95	1.52	2	1	2	2.5	1	2.5	13.15	12.7	0.96365	
B.Sc CBZ TM SEM-I MSA(IA) Assessment Attainment																									
POs	Che m I	PO Attai nmen t	Wei ghed prod uct	Zoo I	PO Attai nmen t	Weig hed produ ct	Bot I	PO Attai nmen t	Wei ghe d prod uct	En g I	PO Attai nmen t	Weig hed prod uct	Tel I	PO Attai nmen t	Wei ghed prod uct	Hin I	P O igh A tt pro du ct i n m	We igh ed pro du ct	San I	PO Atta inm ent	Wei ghe d prod uct	Wei ghted Sum of Pos	Sum of Wei ghed prod uct	Sum of Weighed product/ Weighte d Sum of POs	
PO1	1.7	0.821	1.36	1.6	0.79	1.264	1.4	0.76	1.06	2.6	0.95	2.47	2.5	0.96	2.4	2.6	1	2.6	2.4	1	2.4	14.76	13.6	0.918496	
PO2	2.3	0.821	1.91	2.2	0.79	1.58	1.8	0.76	1.36	2.5	0.95	2.375	2	0.96	1.92	2.5	1	2.5	2.25	1	2.25	15.58	13.9	0.892041	
PO3	2.7	0.821	2.18	1.4	0.79	1.11	1.6	0.76	1.21	2.5	0.95	2.375	2.1	0.96	2.02	2.6	1	2.6	2.4	1	2.4	15.26	13.9	0.91055	
PO4	0.7	0.821	0.54	1.4	0.79	1.11	2	0.76	1.52	2.5	0.95	2.375	2.5	0.96	2.4	2.6	1	2.6	2.5	1	2.5	14.16	13	0.921398	
PO5	2.7	0.821	2.18	3	0.79	2.37	2	0.76	1.52	2.3	0.95	2.185	2.3	0.96	2.21	2.3	1	2.3	2.25	1	2.25	16.81	15	0.893337	
PO6	2.7	0.821	2.18	1.8	0.79	1.42	2	0.76	1.52	2.6	0.95	2.47	1.6	0.96	1.54	2.6	1	2.6	2.5	1	2.5	15.76	14.2	0.902919	

B.Sc CBZ TM SEM-I CCAA Assessment Attainment																								
POs	Chem I	PO Attainment	Weighted product	Zoo I	PO Attainment	Weighted product	Bot I	PO Attainment	Weighted product	Eng I	PO Attainment	Weighted product	Tel I	PO Attainment	Weighted product	Hin I	PO Attainment	Weighted product	San I	PO Attainment	Weighted product	Weighted Sum of Pos	Sum of Weighed product	Sum of Weighed product/Weighted Sum of POs
PO1	1.7	1	1.66	1.6	1	1.6	1.4	1	1.4	2.6	1	2.6	2.5	1	2.5	2.6	1	2.6	2.4	1	2.4	14.76	14.8	1
PO2	2.3	1	2.33	2.2	1	2.2	1.8	1	1.8	2.5	1	2.5	2	1	2	2.5	1	2.5	2.25	1	2.25	15.58	15.6	1
PO3	2.7	1	2.66	1.4	1	1.4	1.6	1	1.6	2.5	1	2.5	2.1	1	2.1	2.6	1	2.6	2.4	1	2.4	15.26	15.3	1
PO4	0.7	1	0.66	1.4	1	1.4	2	1	2	2.5	1	2.5	2.5	1	2.5	2.6	1	2.6	2.5	1	2.5	14.16	14.2	1
PO5	2.7	1	2.66	3	1	3	2	1	2	2.3	1	2.3	2.3	1	2.3	2.3	1	2.3	2.25	1	2.25	16.81	16.8	1
PO6	2.7	1	2.66	1.8	1	1.8	2	1	2	2.6	1	2.6	1.6	1	1.6	2.6	1	2.6	2.5	1	2.5	15.76	15.8	1
B.Sc CBZ TM SEM-I FA Assessment Attainment																								
POs	Chem I	PO Attainment	Weighted product	Zoo I	PO Attainment	Weighted product	Bot I	PO Attainment	Weighted product	Eng I	PO Attainment	Weighted product	Tel I	PO Attainment	Weighted product	Hin I	PO Attainment	Weighted product	San I	PO Attainment	Weighted product	Weighted Sum of Pos	Sum of Weighed product	Sum of Weighed product/Weighted Sum of POs
PO1	1.7	0.25	0.42	1.6	0.79	1.264	1.4	1	1.4	2.6	0.33	0.858	2.5	0.75	1.88	2.6	1	2.6	2.4	1	2.4	14.76	10.8	0.73252
PO2	2.3	0.25	0.58	2.2	0.79	1.738	1.8	1	1.8	2.5	0.33	0.825	2	0.75	1.5	2.5	1	2.5	2.25	1	2.25	15.58	11.2	0.718614
PO3	2.7	0.25	0.67	1.4	0.79	1.106	1.6	1	1.6	2.5	0.33	0.825	2.1	0.75	1.58	2.6	1	2.6	2.4	1	2.4	15.26	10.8	0.705832
PO4	0.7	0.25	0.17	1.4	0.79	1.106	2	1	2	2.5	0.33	0.825	2.5	0.75	1.88	2.6	1	2.6	2.5	1	2.5	14.16	11.1	0.78185
PO5	2.7	0.25	0.67	3	0.79	2.37	2	1	2	2.3	0.33	0.759	2.3	0.75	1.73	2.3	1	2.3	2.25	1	2.25	16.81	12.1	0.717965
PO6	2.7	0.25	0.67	1.8	0.79	1.422	2	1	2	2.6	0.33	0.858	1.6	0.75	1.2	2.6	1	2.6	2.5	1	2.5	15.76	11.2	0.713515
B.Sc CBZ EM SEM-I MSA(IA) Assessment Attainment																								

POs	Chem I	PO Attainment	Weighted product	Zoo I	PO Attainment	Weighted product	Bot I	PO Attainment	Weighted product	Eng I	PO Attainment	Weighted product	Tel I	PO Attainment	Weighted product	Hin I	PO Attainment	Weighted product	San I	PO Attainment	Weighted product	Weighted Sum of Pos	Sum of Weighed product	Sum of Weighed product/Weighted Sum of POs
PO1	1.7	0.567	0.94	1.6	0.8	1.28	1.4	0.96	1.34	2.6	0.93	2.418	2.5	1	2.5	2.6	1	2.6	2.4	0.77	1.85	14.76	12.9	0.875813
PO2	2.3	0.567	1.32	2.2	0.8	1.76	1.8	0.96	1.72	2.5	0.93	2.325	2	1	2	2.5	1	2.5	2.25	0.77	1.73	15.58	13.4	0.857413
PO3	2.7	0.567	1.51	1.4	0.8	1.12	1.6	0.96	1.53	2.5	0.93	2.325	2.1	1	2.1	2.6	1	2.6	2.4	0.77	1.85	15.26	13	0.853932
PO4	0.7	0.567	0.37	1.4	0.8	1.12	2	0.96	1.92	2.5	0.93	2.325	2.5	1	2.5	2.6	1	2.6	2.5	0.77	1.93	14.16	12.8	0.901412
PO5	2.7	0.567	1.51	3	0.8	2.4	2	0.96	1.92	2.3	0.93	2.139	2.3	1	2.3	2.3	1	2.3	2.25	0.77	1.73	16.81	14.3	0.850654
PO6	2.7	0.567	1.51	1.8	0.8	1.44	2	0.96	1.92	2.6	0.93	2.418	1.6	1	1.6	2.6	1	2.6	2.5	0.77	1.93	15.76	13.4	0.850952

B.Sc CBZ EM SEM-I CCAA Assessment Attainment

POs	Chem I	PO Attainment	Weighted product	Zoo I	PO Attainment	Weighted product	Bot I	PO Attainment	Weighted product	Eng I	PO Attainment	Weighted product	Tel I	PO Attainment	Weighted product	Hin I	PO Attainment	Weighted product	San I	PO Attainment	Weighted product	Weighted Sum of Pos	Sum of Weighed product	Sum of Weighed product/Weighted Sum of POs
PO1	1.7	1	1.66	1.6	1	1.6	1.4	1	1.4	2.6	1	2.6	2.5	1	2.5	2.6	1	2.6	2.4	1	2.4	14.76	14.8	1
PO2	2.3	1	2.33	2.2	1	2.2	1.8	1	1.8	2.5	1	2.5	2	1	2	2.5	1	2.5	2.25	1	2.25	15.58	15.6	1
PO3	2.7	1	2.66	1.4	1	1.4	1.6	1	1.6	2.5	1	2.5	2.1	1	2.1	2.6	1	2.6	2.4	1	2.4	15.26	15.3	1
PO4	0.7	1	0.66	1.4	1	1.4	2	1	2	2.5	1	2.5	2.5	1	2.5	2.6	1	2.6	2.5	1	2.5	14.16	14.2	1
PO5	2.7	1	2.66	3	1	3	2	1	2	2.3	1	2.3	2.3	1	2.3	2.3	1	2.3	2.25	1	2.25	16.81	16.8	1
PO6	2.7	1	2.66	1.8	1	1.8	2	1	2	2.6	1	2.6	1.6	1	1.6	2.6	1	2.6	2.5	1	2.5	15.76	15.8	1

B.Sc CBZ EM SEM-I FA Assessment Attainment

POs	Chem I	PO Attainment	Weighted product	Zoo I	PO Attainment	Weighted product	Bot I	PO Attainment	Weighted product	Eng I	PO Attainment	Weighted product	Tel I	PO Attainment	Weighted product	Hin I	PO Attainment	Weighted product	San I	PO Attainment	Weighted product	Weighted Sum of Pos	Sum of Weighted product	Sum of Weighted Sum of POs
PO1	1.7	0.367	0.61	1.6	0.9	1.44	1.4	0.93	1.3	2.6	0.6	1.56	2.5	1	2.5	2.6	0	0	2.4	1	2.4	14.76	9.81	0.664566
PO2	2.3	0.367	0.86	2.2	0.9	1.98	1.8	0.93	1.67	2.5	0.6	1.5	2	1	2	2.5	0	0	2.25	1	2.25	15.58	10.3	0.658216
PO3	2.7	0.367	0.98	1.4	0.9	1.26	1.6	0.93	1.48	2.5	0.6	1.5	2.1	1	2.1	2.6	0	0	2.4	1	2.4	15.26	9.72	0.636697
PO4	0.7	0.367	0.24	1.4	0.9	1.26	2	0.93	1.86	2.5	0.6	1.5	2.5	1	2.5	2.6	0	0	2.5	1	2.5	14.16	9.86	0.696469
PO5	2.7	0.367	0.98	3	0.9	2.7	2	0.93	1.86	2.3	0.6	1.38	2.3	1	2.3	2.3	0	0	2.25	1	2.25	16.81	11.5	0.682094
PO6	2.7	0.367	0.98	1.8	0.9	1.62	2	0.93	1.86	2.6	0.6	1.56	1.6	1	1.6	2.6	0	0	2.5	1	2.5	15.76	10.1	0.641878



V. N. D.
 PRINCIPAL
 A.S.D. GOVT. DEGREE COLLEGE (W)
 AUTONOMOUS
 KAKINADA

CBZ E.M MSA Attainment 2020-2021

POs	Sum of Weighed product/ Weighted Sum of Pos I Sem	Sum of Weighed product/ Weighted Sum of Pos II Sem	Sum of Weighed product/ Weighted Sum of Pos III Sem	Sum of Weighed product/ Weighted Sum of Pos IV Sem	Sum of Weighed product/ Weighted Sum of Pos V Sem	Average of Pos Attained	% of Attainment
PO1	0.875813	0.979934	0.832239	0.671312	0.843836	0.8406268	84%
PO2	0.857413	0.978362	0.842446	0.654649	0.840313	0.8346366	83%
PO3	0.853932	0.97898	0.859	0.683106	0.828232	0.84065	84%
PO4	0.901412	0.978295	0.834785	0.709571	0.82067	0.8489466	85%
PO5	0.850654	0.978308	0.817798	0.649071	0.83608	0.8263822	83%
PO6	0.850952	0.981141	0.853403	0.714318	0.835131	0.846989	85%

CBZ E.M CCAA Attainment 2020-2021

POs	Sum of Weighed product/ Weighted Sum of Pos I Sem	Sum of Weighed product/ Weighted Sum of Pos II Sem	Sum of Weighed product/ Weighted Sum of Pos III Sem	Sum of Weighed product/ Weighted Sum of Pos IV Sem	Sum of Weighed product/ Weighted Sum of Pos V Sem	Average of Pos Attained	% of Attainment
PO1	1	1	1	1	1	1	100%
PO2	1	1	1	1	1	1	100%
PO3	1	1	1	1	1	1	100%
PO4	1	1	1	1	1	1	100%
PO5	1	1	1	1	1	1	100%
PO6	1	1	1	1	1	1	100%

CBZ E.M FA Attainment 2020-2021

POs	Sum of Weighed product/ Weighted Sum of Pos I Sem	Sum of Weighed product/ Weighted Sum of Pos II Sem	Sum of Weighed product/ Weighted Sum of Pos III Sem	Sum of Weighed product/ Weighted Sum of Pos IV Sem	Sum of Weighed product/ Weighted Sum of Pos V Sem	Average of Pos Attained	% of Attainment
PO1	0.664566	0.972159	0.967175	0.891041	0.988562	0.8967006	90%
PO2	0.658216	0.96471	0.965917	0.882387	0.9885	0.891946	89%
PO3	0.636697	0.967959	0.966875	0.868524	0.986707	0.8853524	89%
PO4	0.696469	0.966361	0.970962	0.916039	0.990431	0.9080524	91%
PO5	0.682094	0.968036	0.966361	0.898643	0.992	0.9014268	90%
PO6	0.641878	0.96365	0.963194	0.905731	0.989963	0.8928832	89%

CBZ T.M MSA Attainment 2020-2021

POs	Sum of Weighed product/ Weighted Sum of Pos I Sem	Sum of Weighed product/ Weighted Sum of Pos II Sem	Sum of Weighed product/ Weighted Sum of Pos III Sem	Sum of Weighed product/ Weighted Sum of Pos IV Sem	Sum of Weighed product/ Weighted Sum of Pos V Sem	Average of Pos Attained	% of Attainment
PO1	0.918496	0.940066	0.770809	0.590435	0.792055	0.8023722	80%
PO2	0.892041	0.950375	0.782221	0.554796	0.795063	0.7948992	79%
PO3	0.91055	0.947891	0.810813	0.534773	0.776829	0.7961712	80%
PO4	0.921398	0.935738	0.767998	0.523724	0.775215	0.7848146	78%
PO5	0.893337	0.92713	0.751376	0.481484	0.80608	0.7718814	77%
PO6	0.902919	0.952091	0.812292	0.590384	0.793333	0.8102038	81%

CBZ T.M CCA Attainment 2020-2021

POs	Sum of Weighed product/ Weighted Sum of Pos I Sem	Sum of Weighed product/ Weighted Sum of Pos II Sem	Sum of Weighed product/ Weighted Sum of Pos III Sem	Sum of Weighed product/ Weighted Sum of Pos IV Sem	Sum of Weighed product/ Weighted Sum of Pos V Sem	Average of Pos Attained	% of Attainment
PO1	1	1	1	1	1	1	100%
PO2	1	1	1	1	1	1	100%
PO3	1	1	1	1	1	1	100%
PO4	1	1	1	1	1	1	100%
PO5	1	1	1	1	1	1	100%
PO6	1	1	1	1	1	1	100%

CBZ T.M FA Attainment 2020-2021

POs	Sum of Weighed product/ Weighted Sum of Pos I Sem	Sum of Weighed product/ Weighted Sum of Pos II Sem	Sum of Weighed product/ Weighted Sum of Pos III Sem	Sum of Weighed product/ Weighted Sum of Pos IV Sem	Sum of Weighed product/ Weighted Sum of Pos V Sem	Average of Pos Attained	% of Attainment
PO1	0.73252	0.885648	0.839437	0.870909	0.955822	0.8568672	86%
PO2	0.718614	0.88116	0.839803	0.862636	0.95625	0.8516926	85%
PO3	0.705832	0.89068	0.84625	0.830664	0.956646	0.8460144	85%
PO4	0.78185	0.887869	0.854229	0.865595	0.956459	0.8692004	87%
PO5	0.717965	0.873233	0.831804	0.861719	0.9568	0.8482042	85%
PO6	0.713515	0.891787	0.829861	0.861952	0.956479	0.8507188	85%



V. N. S. D.
PRINCIPAL
A.S.D. GOVT. DEGREE COLLEGE (W)
AUTONOMOUS
KAKINADA

A.S.D. GOVT. DEGREE COLLEGE FOR WOMEN (A), KAKINADA
DEPARTMENT OF ZOOLOGY AND AQUACULTURE TECHNOLOGY
2022-23 outgoing batch CO PO ATTAINMENT FOR ALL SEMESTERS (CZAqT)
CO-PO Mapping:

The COs are mapped to POs based on the relevance on a scale of 0-3

(1: Slight [Low]; 2: Moderate [Medium]; 3: Substantial [High], '-'/0: No Correlation)

I B.Sc (Semester I): Paper-I Basic Principles of Aquaculture

	PO1	PO2	PO3	PO4	PO5	PO6
CO1	2	1	3	2	3	3
CO2	2	2	3	2	3	3
CO3	2	2	3	2	3	3
CO4	2	1	2	1	3	3
CO5	2	2	1	3	3	3
Average	2.0	1.6	2.4	2.0	3.0	3.0

I B.Sc (Semester II): Paper-II Biology of finfish and shellfish

	PO1	PO2	PO3	PO4	PO5	PO6
CO1	2	1	2	2	3	3
CO2	2	1	2	1	3	3
CO3	2	2	2	2	3	3
CO4	2	2	2	2	3	3
CO5	2	2	2	2	3	3
Average	2.0	1.6	2.0	1.8	3.0	3.0

II B.Sc (Semester III): Paper-III Fish Nutrition and Feed Technology

	PO1	PO2	PO3	PO4	PO5	PO6
CO1	2	1	2	2	3	3
CO2	2	1	2	1	3	3
CO3	2	2	2	1	3	3
CO4	2	2	2	1	3	3
CO5	2	2	2	2	3	3
Average	2.0	1.6	2.0	1.4	3.0	3.0

II B.Sc (Semester IV): Paper-IV Fresh water and brackish water aquaculture

	PO1	PO2	PO3	PO4	PO5	PO6
CO1	2	2	3	2	3	3
CO2	2	2	2	1	3	3
CO3	2	2	2	1	3	3
CO4	2	2	3	2	3	3
CO5	2	2	3	2	3	3
Average	2	2	2.6	1.6	3.0	3.0

III B.Sc (Semester V): Paper V FISH HEALTH MANAGEMENT AND FISHERIES ECONOMICS

	PO1	PO2	PO3	PO4	PO5	PO6
CO1	2	2	2	3	3	3
CO2	1	2	2	3	3	3
CO3	1	2	1	3	3	3
CO4	2	3	3	1	3	3
CO5	3	3	3	2	3	3
Average	1.8	2.4	2.2	2.4	3.0	3.0

III B.Sc (Semester V): Paper VIA SOIL AND WATER QUALITY MANAGEMENT

	PO1	PO2	PO3	PO4	PO5	PO6
CO1	3	2	2	3	3	3
CO2	3	3	2	2	3	3
CO3	3	2	2	1	3	3
CO4	2	2	2	2	3	3
CO5	2	2	2	1	3	3
Average	2.6	2.2	2.0	1.8	3.0	3.0

III B.Sc (Semester V): Paper: VIIA ORNAMENTAL FISH CULTURE

	PO1	PO2	PO3	PO4	PO5	PO6
CO1	2	2	2	1	3	3
CO2	2	2	2	2	3	3
CO3	3	3	2	2	3	3
CO4	2	2	2	2	3	3
CO5	2	2	2	2	3	3
Average	2.2	2.2	2.0	1.8	3.0	3.0

CZAqT

Courses	No of students attended	No of the students attained			CO_CCAA	CO_MSA	CO_FA
		CCAA (≥ 7)	MSA(≥ 8)	FA(≥ 26)			
	(1)	(2)	(3)	(4)	(2)/(1)	(3)/(1)	(4)/(1)
Basic Principles of Aquaculture	19	19	19	19	1	1	1
Biology of Finfish and Shellfish	19	19	17	17	1	0.89	0.89
Fish Nutrition and Feed Technology	18	18	15	18	1	0.83	1
Fresh Water and Brackish Water Aquaculture	18	18	13	18	1	0.72	1
Fish Health Management and Fisheries Economics	18	18	12	18	1	0.66	1
Soil And Water Quality Management	18	18	9	18	1	0.50	1
Ornamental Fish Culture	18	18	7	16	1	0.38	

I B.Sc CZAqT Paper- I &II CCAA Assessment Attainment

PO's	Aqua Paper I	PO Attainment	Weighed product	Aqua Paper-II	PO Attainment	Weighed product
PO1	2.0	1	2.0	2.0	1	2.0
PO2	1.6	1	1.6	1.6	1	1.6
PO3	2.4	1	2.4	2.0	1	2.0
PO4	2.0	1	2.0	1.8	1	1.8
PO5	3.0	1	3.0	3.0	1	3.0
PO6	3.0	1	3.0	3.0	1	3.0

I B.Sc CZAqT Paper- I &II MSA (IA) Attainment

PO's	Aqua Paper I	PO Attainment	Weighed product	Aqua Paper-II	PO Attainment	Weighed product
PO1	2.0	1	2.0	2.0	0.89	1.78
PO2	1.6	1	1.6	1.6	0.89	1.42
PO3	2.4	1	2.4	2.0	0.89	1.78
PO4	2.0	1	2.0	1.8	0.89	1.60
PO5	3.0	1	3.0	3.0	0.89	2.67
PO6	3.0	1	3.0	3.0	0.89	2.67

I B.Sc CZAqT Paper- I &II FA Attainment

PO's	Aqua Paper I	PO Attainment	Weighed product	Aqua Paper-II	PO Attainment	Weighed product
PO1	2.0	1	2.0	2.0	0.89	1.78
PO2	1.6	1	1.6	1.6	0.89	1.42
PO3	2.4	1	2.4	2.0	0.89	1.78
PO4	2.0	1	2.0	1.8	0.89	1.60
PO5	3.0	1	3.0	3.0	0.89	2.67
PO6	3.0	1	3.0	3.0	0.89	2.67

II B.Sc CZAqT Paper- III, IV& V CCAA Assessment Attainment

PO's	Aqua Paper III	PO Attainment	Weighed product	Aqua Paper-IV	PO Attainment	Weighed product	Aqua paper -V	PO Attainment	Weighed product
PO1	2.0	1	2.0	2.0	1	2.0	1.8	1	1.8
PO2	1.6	1	1.6	2.0	1	2.0	2.4	1	2.4
PO3	2.0	1	2.0	2.6	1	2.6	2.2	1	2.2
PO4	1.4	1	1.4	1.6	1	1.6	2.4	1	2.4
PO5	3.0	1	3.0	3.0	1	3.0	3.0	1	3.0
PO6	3.0	1	3.0	3.0	1	3.0	3.0	1	3.0

II B.Sc CZAqT Paper- III, IV& V MSA (IA) Attainment

PO's	Aqua Paper III	PO Attainment	Weighed product	Aqua Paper-IV	PO Attainment	Weighed product	Aqua paper -V	PO Attainment	Weighed product
PO1	2.0	0.83	1.66	2.0	0.72	1.44	1.8	0.66	1.18
PO2	1.6	0.83	1.32	2.0	0.72	1.44	2.4	0.66	1.58
PO3	2.0	0.83	1.66	2.6	0.72	1.87	2.2	0.66	1.45
PO4	1.4	0.83	1.16	1.6	0.72	1.15	2.4	0.66	1.58
PO5	3.0	0.83	2.49	3.0	0.72	2.16	3.0	0.66	1.98
PO6	3.0	0.83	2.49	3.0	0.72	2.16	3.0	0.66	1.98

II B.Sc CZAqT Paper III, IV& V (SEM-III & IV) FA Attainment

PO's	Aqua Paper III	PO Attainment	Weighed product	Aqua Paper-IV	PO Attainment	Weighed product	Aqua paper -V	PO Attainment	Weighed product
PO1	2.0	1	2.0	2.0	1	2.0	1.8	1	1.8
PO2	1.6	1	1.6	2.0	1	2.0	2.4	1	2.4
PO3	2.0	1	2.0	2.6	1	2.6	2.2	1	2.2
PO4	1.4	1	1.4	1.6	1	1.6	2.4	1	2.4
PO5	3.0	1	3.0	3.0	1	3.0	3.0	1	3.0
PO6	3.0	1	3.0	3.0	1	3.0	3.0	1	3.0

III B.Sc, CZAqT Paper-VIA & VIIA (SEM-V) CCAA Assessment Attainment

PO's	Aqua paper-VIA	PO Attainment	Weighed product	Aqua paper-VIIA	PO Attainment	Weighed product
PO1	2.6	1	2.6	2.2	1	2.2
PO2	2.2	1	2.2	2.2	1	2.2
PO3	2.0	1	2.0	2.0	1	2.0
PO4	1.8	1	1.8	1.8	1	1.8
PO5	3.0	1	3.0	3.0	1	3.0
PO6	3.0	1	3.0	3.0	1	3.0

III B.Sc, CZAqT Paper-VIA & VIIA (SEM-V) MSA (IA) Assessment Attainment

PO's	Aqua paper-VIA	PO Attainment	Weighed product	Aqua paper-VIIA	PO Attainment	Weighed product
PO1	2.6	0.50	1.3	2.2	0.38	0.83
PO2	2.2	0.50	1.1	2.2	0.38	0.83
PO3	2.0	0.50	1	2.0	0.38	0.76
PO4	1.8	0.50	0.9	1.8	0.38	0.68
PO5	3.0	0.50	1.5	3.0	0.38	1.14
PO6	3.0	0.50	1.5	3.0	0.38	1.14

III B.Sc, CZAqT Paper-VIA & VIIA (SEM-V) FA Assessment Attainment

PO's	Aqua paper-VIA	PO Attainment	Weighed product	Aqua paper-VIIA	PO Attainment	Weighed product
PO1	2.6	1	2.6	2.2		
PO2	2.2	1	2.2	2.2		
PO3	2.0	1	2.0	2.0		
PO4	1.8	1	1.8	1.8		
PO5	3.0	1	3.0	3.0		
PO6	3.0	1	3.0	3.0		

B.Sc CZAqT SEM-V MSA(IA) Assessment Attainment

POs	Che m 6D	PO Attainment	Weigh ed produ ct	Che m 7D	PO Attainment	Weigh ed produ ct	Zoo 6B	PO Attai nment	Wei ghed produ ct	Zoo 7B	PO Atta inment	Wei ghe d produ ct	Aq T 6A	PO Atta inment	Wei ghed produ ct	Aq T 7A	PO Attai nment	Wei ghed produ ct
PO1	1.5	0.667	1.001	2.5	0.278	0.695	2.1	0.61	1.28	2.8	0.5	1.4	2.6	0.5	1.3	2.2	0.38	0.83
PO2	3.25	0.667	2.168	2.75	0.278	0.765	2.1	0.61	1.28	3	0.5	1.5	2.2	0.5	1.1	2.2	0.38	0.83
PO3	3.75	0.667	2.501	3.25	0.278	0.904	3	0.61	1.83	3	0.5	1.5	3	0.5	1.5	3	0.38	1.14
PO4	0.25	0.667	0.167	1.5	0.278	0.417	3	0.61	1.83	3	0.5	1.5	1.8	0.5	0.9	1.8	0.38	0.68
PO5	2	0.667	1.334	1.5	0.278	0.417	3	0.61	1.83	3	0.5	1.5	3	0.5	1.5	3	0.38	1.14
PO6	1.75	0.667	1.167	2	0.278	0.556	3	0.61	1.83	3	0.5	1.5	3	0.5	1.5	3	0.38	1.14

B.Sc CZAqT SEM-V CCAA(IA) Assessment Attainment

POs	Che m 6D	PO Attainment	Weigh ed produ ct	Che m 7D	PO Attainment	Weigh ed produ ct	Zoo 6B	PO Attai nment	Wei ghed produ ct	Zoo 7B	PO Atta inment	Wei ghe d produ ct	Aq T 6A	PO Atta inment	Wei ghed produ ct	Aq T 7A	PO Attai nment	Wei ghed produ ct
PO1	1.5	1	1.5	2.5	1	2.5	2.1	1	2.1	2.8	1	2.8	2.6	1	2.6	2.2	1	2.2
PO2	3.25	1	3.25	2.75	1	2.75	2.1	1	2.1	3	1	3	2.2	1	2.2	2.2	1	2.2
PO3	3.75	1	3.75	3.25	1	3.25	3	1	3	3	1	3	3	1	3	3	1	3
PO4	0.25	1	0.25	1.5	1	1.5	3	1	3	3	1	3	1.8	1	1.8	1.8	1	1.8
PO5	2	1	2	1.5	1	1.5	3	1	3	3	1	3	3	1	3	3	1	3
PO6	1.75	1	1.75	2	1	2	3	1	3	3	1	3	3	1	3	3	1	3

B.Sc CZAqT SEM-V FA Assessment Attainment

POs	Che m 6D	PO Attainment	Weigh ed produ ct	Che m 7D	PO Attainment	Weigh ed produ ct	Zoo 6B	PO Attai nment	Wei ghed produ ct	Zoo 7B	PO Atta inment	Wei ghe d produ ct	Aq T 6A	PO Atta inment	Wei ghed produ ct	Aq T 7A	PO Attai nment	Wei ghed produ ct
PO1	1.5	0.889	1.334	2.5	0.889	2.223	2.1	1	2.1	2.8	1	2.8	2.6	1	2.6	2.2	0.88	1.93
PO2	3.25	0.889	2.889	2.75	0.889	2.445	2.1	1	2.1	3	1	3	2.2	1	2.2	2.2	0.88	1.93
PO3	3.75	0.889	3.334	3.25	0.889	2.889	3	1	3	3	1	3	3	1	3	3	0.88	2.64
PO4	0.25	0.889	0.222	1.5	0.889	1.334	3	1	3	3	1	3	1.8	1	1.8	1.8	0.88	1.58
PO5	2	0.889	1.778	1.5	0.889	1.334	3	1	3	3	1	3	3	1	3	3	0.88	2.64
PO6	1.75	0.889	1.556	2	0.889	1.778	3	1	3	3	1	3	3	1	3	3	0.88	2.64

B.Sc CZAqT SEM-IV MSA(IA) Assessment Attainment

POs	Che m IV	PO Attainment	Weigh ed produ ct	Che m V	PO Attainment	Weigh ed produ ct	Zoo IV	PO Attai nment	Wei ghed produ ct	Zoo V	PO Atta inment	Wei ghe d produ ct	Bot IV	PO Atta inment	Wei ghed produ ct	Bot V	PO Attai nment	Wei ghed produ ct
PO1	2.5	0.333	0.833	2.25	0.389	0.875	1.6	0.22	0.35	1.3	0.4	0.5	2	0.7	1.44	1.8	0.66	1.18
PO2	2.5	0.333	0.833	2.25	0.389	0.875	2.2	0.22	0.48	0.8	0.4	0.3	2	0.7	1.44	2.4	0.66	1.58
PO3	2.75	0.333	0.915	1.25	0.389	0.486	1.4	0.22	0.31	0.7	0.4	0.3	2.6	0.7	1.87	2.2	0.66	1.45

PO4	2.25	0.333	0.749	3	0.389	1.167	1.4	0.22	0.31	1.2	0.4	0.5	1.6	0.7	1.15	2.4	0.66	1.58
PO5	3	0.333	0.999	2	0.389	0.778	1.8	0.22	0.4	3	0.4	1.2	3	0.7	2.16	3	0.66	1.98
PO6	2	0.333	0.666	1.75	0.389	0.681	1	0.22	0.22	0.8	0.4	0.3	3	0.7	2.16	3	0.66	1.98

B.Sc CZAqT SEM-IV CCAA Assessment Attainment

POs	Chem IV	PO Attainment	Weighted product	Chem V	PO Attainment	Weighted product	Zoo IV	PO Attainment	Weighted product	Zoo V	PO Attainment	Weighted product	Aqua IV	PO Attainment	Weighted product	Aqua V	PO Attainment	Weighted product
PO1	2.5	1	2.5	2.25	1	2.25	1.6	1	1.6	1.3	1	1.3	2	1	2	1.8	1	1.8
PO2	2.5	1	2.5	2.25	1	2.25	2.2	1	2.2	0.8	1	0.8	2	1	2	2.4	1	2.4
PO3	2.75	1	2.75	1.25	1	1.25	1.4	1	1.4	0.7	1	0.7	2.6	1	2.6	2.2	1	2.2
PO4	2.25	1	2.25	3	1	3	1.4	1	1.4	1.2	1	1.2	1.6	1	1.6	2.4	1	2.4
PO5	3	1	3	2	1	2	1.8	1	1.8	3	1	3	3	1	3	3	1	3
PO6	2	1	2	1.75	1	1.75	1	1	1	0.8	1	0.8	3	1	3	3	1	3

B.Sc CZAT SEM-IV FA Assessment Attainment

POs	Chem IV	PO Attainment	Weighted product	Chem V	PO Attainment	Weighted product	Zoo IV	PO Attainment	Weighted product	Zoo V	PO Attainment	Weighted product	Aqua IV	PO Attainment	Weighted product	Aqua V	PO Attainment	Weighted product
PO1	2.5	0.333	0.833	2.25	0.722	1.625	1.6	0.91	1.46	1.3	1	1.3	2	1	2	1.8	1	1.8
PO2	2.5	0.333	0.833	2.25	0.722	1.625	2.2	0.91	2	0.8	1	0.8	2	1	2	2.4	1	2.4
PO3	2.75	0.333	0.916	1.25	0.722	0.903	1.4	0.91	1.27	0.7	1	0.7	2.6	1	2.6	2.2	1	2.2
PO4	2.25	0.333	0.749	3	0.722	2.166	1.4	0.91	1.27	1.2	1	1.2	1.6	1	1.6	2.4	1	2.4
PO5	3	0.333	0.999	2	0.722	1.444	1.8	0.91	1.64	3	1	3	3	1	3	3	1	3
PO6	2	0.333	0.666	1.75	0.722	1.264	1	0.91	0.91	0.8	1	0.8	3	1	3	3	1	3

B.Sc CZAqT TM SEM-III MSA(IA) Assessment Attainment

POs	Chem III	PO Attainment	Weighted product	Zoo III	PO Attainment	Weighted product	Aqua III	PO Attainment	Weighted product	Eng III	PO Attainment	Weighted product	Tel III	PO Attainment	Weighted product	Hin III	PO Attainment	Weighted product
PO1	3	0.5	1.5	2.66	0.4	1.06	2	0.83	1.66	2.6	1	2.6	2.1	1	2.1	2.6	1	2.6
PO2	2.75	0.5	1.375	1.33	0.4	0.53	1.6	0.83	1.32	2.1	1	2.1	2.5	1	2.5	2.1	1	2.1
PO3	3	0.5	1.5	1	0.4	0.4	2	0.83	1.66	2.3	1	2.3	2.5	1	2.5	2.3	1	2.3
PO4	2.5	0.5	1.25	2.83	0.4	1.13	1.4	0.83	1.16	2.3	1	2.3	2.3	1	2.3	2.3	1	2.3
PO5	3	0.5	1.5	3	0.4	1.2	3	0.83	2.49	2.5	1	2.5	2	1	2	2.5	1	2.5
PO6	3	0.5	1.5	1	0.4	0.4	3	0.83	2.49	2.3	1	2.3	1.6	1	1.6	2.3	1	2.3

B.Sc CZAqT SEM-III CCAA Assessment Attainment

POs	Chem III	PO Attainment	Weighted product	Zoo III	PO Attainment	Weighted product	Aqua III	PO Attainment	Weighted product	Eng III	PO Attainment	Weighted product	Tel III	PO Attainment	Weighted product	Hin III	PO Attainment	Weighted product
PO1	3	1	3	2.66	1	2.66	2	1	2	2.6	1	2.6	2.1	0.6	1.3	2.6	1	2.6
PO2	2.75	1	2.75	1.33	1	1.33	1.6	1	1.6	2.1	1	2.1	2.5	0.6	1.55	2.1	1	2.1
PO3	3	1	3	1	1	1	2	1	2	2.3	1	2.3	2.5	0.6	1.55	2.3	1	2.3
PO4	2.5	1	2.5	2.83	1	2.83	1.4	1	1.4	2.3	1	2.3	2.3	0.6	1.43	2.3	1	2.3
PO5	3	1	3	3	1	3	3	1	3	2.5	1	2.5	2	0.6	1.24	2.5	1	2.5
PO6	3	1	3	1	1	1	3	1	3	2.3	1	2.3	1.6	0.6	0.99	2.3	1	2.3

B.Sc CZAqT SEM-III FA Assessment Attainment

POs	Chem III	PO Attainment	Weighted product	Zoo III	PO Attainment	Weighted product	Aqua III	PO Attainment	Weighted product	Eng III	PO Attainment	Weighted product	Tel III	PO Attainment	Weighted product	Hin III	PO Attainment	Weighted product
PO1	3	0.222	0.666	2.66	0.88	2.341	2	1	2	2.6	0.9	2.4	2.1	0.8	1.68	2.6	0.94	2.44
PO2	2.75	0.222	0.611	1.33	0.88	1.17	1.6	1	1.6	2.1	0.9	2	2.5	0.8	2	2.1	0.94	1.97
PO3	3	0.222	0.666	1	0.88	0.88	2	1	2	2.3	0.9	2.2	2.5	0.8	2	2.3	0.94	2.16
PO4	2.5	0.222	0.555	2.83	0.88	2.49	1.4	1	1.4	2.3	0.9	2.2	2.3	0.8	1.84	2.3	0.94	2.16
PO5	3	0.222	0.666	3	0.88	2.64	3	1	3	2.5	0.9	2.4	2	0.8	1.6	2.5	0.94	2.35
PO6	3	0.222	0.666	1	0.88	0.88	3	1	3	2.3	0.9	2.2	1.6	0.8	1.28	2.3	0.94	2.16

B.Sc CZAqT EM SEM-II MSA(IA) Assessment Attainment

POs	Chem II	PO Attainment	Weighted product	Zoo II	PO Attainment	Weighted product	Aqua-II	PO Attainment	Weighted product	Eng II	PO Attainment	Weighted product	Tel II	PO Attainment	Weighted product	Hin II	PO Attainment	Weighted product
PO1	2.25	0.737	1.621	2.1	0.78	1.64	2	0.89	1.78	2.3	1	2.3	2.1	1	2.1	2.3	1	2.3
PO2	2.5	0.737	1.843	1	0.78	0.78	1.6	0.89	1.42	2.3	1	2.3	2.5	1	2.5	2.3	1	2.3
PO3	2	0.737	1.474	1.6	0.78	1.25	2	0.89	1.78	2.1	1	2.1	2.5	1	2.5	2.1	1	2.1
PO4	1.75	0.737	1.29	2.6	0.78	2.03	1.8	0.89	1.6	2.1	1	2.1	2.3	1	2.3	2.1	1	2.1
PO5	2.7	0.737	1.99	3	0.78	2.34	3	0.89	2.67	2.3	1	2.3	2	1	2	2.3	1	2.3
PO6	1.75	0.737	1.29	1	0.78	0.78	3	0.89	2.67	2.3	1	2.3	1.6	1	1.6	2.3	1	2.3

B.Sc CZAqT EM SEM-II CCAA Assessment Attainment

POs	Chem II	PO Attainment	Weighted product	Zoo II	PO Attainment	Weighted product	Aqua II	PO Attainment	Weighted product	Eng II	PO Attainment	Weighted product	Tel II	PO Attainment	Weighted product	Hin II	PO Attainment	Weighted product
PO1	2.25	1	2.25	2.1	1	2.1	2	1	2	2.3	1	2.3	2.1	0.9	1.93	2.3	1	2.3
PO2	2.5	1	2.5	1	1	1	1.6	1	1.6	2.3	1	2.3	2.5	0.9	2.3	2.3	1	2.3
PO3	2	1	2	1.6	1	1.6	2	1	2	2.1	1	2.1	2.5	0.9	2.3	2.1	1	2.1
PO4	1.75	1	1.75	2.6	1	2.6	1.8	1	1.8	2.1	1	2.1	2.3	0.9	2.12	2.1	1	2.1
PO5	2.7	1	2.7	3	1	3	3	1	3	2.3	1	2.3	2	0.9	1.84	2.3	1	2.3

PO6	1.75	1	1.75	1	1	1	3	1	3	2.3	1	2.3	1.6	0.9	1.47	2.3	1	2.3
B.Sc CZAqT EM SEM-II FA Assessment Attainment																		
POs	Chem II	PO Attainment	Weighted product	Zoo II	PO Attainment	Weighted product	Aqua II	PO Attainment	Weighted product	Eng II	PO Attainment	Weighted product	Tel II	PO Attainment	Weighted product	Hin II	PO Attainment	Weighted product
PO1	2.25	0.789	1.775	2.1	0.85	1.785	2	0.89	1.78	2.3	0.9	2.2	2.1	1	2.1	2.3	0.94	2.16
PO2	2.5	0.789	1.973	1	0.85	0.85	1.6	0.89	1.42	2.3	0.9	2.2	2.5	1	2.5	2.3	0.94	2.16
PO3	2	0.789	1.578	1.6	0.85	1.36	2	0.89	1.78	2.1	0.9	2	2.5	1	2.5	2.1	0.94	1.97
PO4	1.75	0.789	1.381	2.6	0.85	2.21	1.8	0.89	1.6	2.1	0.9	2	2.3	1	2.3	2.1	0.94	1.97
PO5	2.7	0.789	2.13	3	0.85	2.55	3	0.89	2.67	2.3	0.9	2.2	2	1	2	2.3	0.94	2.16
PO6	1.75	0.789	1.381	1	0.85	0.85	3	0.89	2.67	2.3	0.9	2.2	1.6	1	1.6	2.3	0.94	2.16
B.Sc CZAqT EM SEM-I MSA(IA) Assessment Attainment																		
POs	Chem I	PO Attainment	Weighted product	Zoo I	PO Attainment	Weighted product	Aqua I	PO Attainment	Weighted product	Eng I	PO Attainment	Weighted product	Tel I	PO Attainment	Weighted product	Hin I	PO Attainment	Weighted product
PO1	1.66	0.842	1.398	1.6	0.79	1.264	2	1	2	2.6	1	2.6	2.5	1	2.5	2.6	1	2.6
PO2	2.33	0.842	1.962	2.2	0.79	1.58	1.6	1	1.6	2.5	1	2.5	2	1	2	2.5	1	2.5
PO3	2.66	0.842	2.24	1.4	0.79	1.11	2.4	1	2.4	2.5	1	2.5	2.1	1	2.1	2.5	1	2.5
PO4	0.66	0.842	0.556	1.4	0.79	1.11	2	1	2	2.5	1	2.5	2.5	1	2.5	2.5	1	2.5
PO5	2.66	0.842	2.24	3	0.79	2.37	3	1	3	2.3	1	2.3	2.3	1	2.3	2.3	1	2.3
PO6	2.66	0.842	2.24	1.8	0.79	1.42	3	1	3	2.6	1	2.6	1.6	1	1.6	2.6	1	2.6
B.Sc CZAqT EM SEM-I CCAA Assessment Attainment																		
POs	Chem I	PO Attainment	Weighted product	Zoo I	PO Attainment	Weighted product	Aqua I	PO Attainment	Weighted product	Eng I	PO Attainment	Weighted product	Tel I	PO Attainment	Weighted product	Hin I	PO Attainment	Weighted product
PO1	1.66	1	1.66	1.6	1	1.6	2	1	2	2.6	1	2.6	2.5	0.9	2.3	2.6	1	2.6
PO2	2.33	1	2.33	2.2	1	2.2	1.6	1	1.6	2.5	1	2.5	2	0.9	1.84	2.5	1	2.5
PO3	2.66	1	2.66	1.4	1	1.4	2.4	1	2.4	2.5	1	2.5	2.1	0.9	1.93	2.5	1	2.5
PO4	0.66	1	0.66	1.4	1	1.4	2	1	2	2.5	1	2.5	2.5	0.9	2.3	2.5	1	2.5
PO5	2.66	1	2.66	3	1	3	3	1	3	2.3	1	2.3	2.3	0.9	2.12	2.3	1	2.3
PO6	2.66	1	2.66	1.8	1	1.8	3	1	3	2.6	1	2.6	1.6	0.9	1.47	2.6	1	2.6
B.Sc CZAqT EM SEM-I FA Assessment Attainment																		
POs	Chem I	PO Attainment	Weighted product	Zoo I	PO Attainment	Weighted product	Bot I	PO Attainment	Weighted product	Eng I	PO Attainment	Weighted product	Tel I	PO Attainment	Weighted product	Hin I	PO Attainment	Weighted product
PO1	1.66	0.105	0.174	1.6	0.79	1.264	2	1	2	2.6	0.1	0.3	2.5	0.6	1.53	2.6	0.1	0.26

PO2	2.33	0.105	0.245	2.2	0.79	1.738	1.6	1	1.6	2.5	0.1	0.3	2	0.6	1.22	2.5	0.1	0.25
PO3	2.66	0.105	0.279	1.4	0.79	1.106	2.4	1	2.4	2.5	0.1	0.3	2.1	0.6	1.28	2.5	0.1	0.25
PO4	0.66	0.105	0.069	1.4	0.79	1.106	2	1	2	2.5	0.1	0.3	2.5	0.6	1.53	2.5	0.1	0.25
PO5	2.66	0.105	0.279	3	0.79	2.37	3	1	3	2.3	0.1	0.2	2.3	0.6	1.4	2.3	0.1	0.23
PO6	2.66	0.105	0.279	1.8	0.79	1.422	3	1	3	2.6	0.1	0.3	1.6	0.6	0.98	2.6	0.1	0.26

Weig hted Sum of Pos	Sum of Weigh ed produ ct	Sum of Weighed product/ Weighted Sum of POs			
13.7	6.506	0.474891			
15.5	7.643	0.493097			
19	9.375	0.493421			
11.4	5.494	0.484053			
15.5	7.721	0.498129			
15.8	7.693	0.488444			
Weig hted Sum of Pos	Sum of Weigh ed produ ct	Sum of Weighed product/ Weighted Sum of POs			
13.7	13.7	1			
15.5	15.5	1			
19	19	1			
11.4	11.35	1			
15.5	15.5	1			
15.8	15.75	1			
Weig hted Sum of Pos	Sum of Weigh ed produ ct	Sum of Weighed product/ Weighted Sum of POs			
13.7	12.99	0.947956			
15.5	14.56	0.939613			
19	17.86	0.940158			
11.4	10.94	0.963524			
15.5	14.75	0.951742			
15.8	14.97	0.95073			
Weig hted Sum of Pos	Sum of Weigh ed produ ct	Sum of Weighed product/ Weighted Sum of POs			
11.5	5.187	0.453013			
12.2	5.54	0.454471			
10.9	5.298	0.486501			

11.9	5.432	0.457239			
15.8	7.483	0.473608			
11.5	6.007	0.521467			

Weig hted Sum of Pos	Sum of Weigh ed produ ct	Sum of Weighed product/ Weighted Sum of POs			
11.5	11.45	1			
12.2	12.19	1			
10.9	10.89	1			
11.9	11.88	1			
15.8	15.8	1			
11.5	11.52	1			

Weig hted Sum of Pos	Sum of Weigh ed produ ct	Sum of Weighed product/ Weighted Sum of POs			
11.5	9.014	0.787249			
12.2	9.7	0.795734			
10.9	8.583	0.788154			
11.9	9.419	0.792845			
15.8	13.08	0.827911			
11.5	9.61	0.834201			

ent

San III	PO Attain ment	Weighed product	Weighted Sum of Pos	Sum of Weighed product	Sum of Weighed product/ Weighted Sum of POs
2.4	1	2.4	17.36	13.92	0.8018433
2.25	1	2.25	14.63	12.175	0.8321941
2.4	1	2.4	15.5	13.06	0.8425806
2.5	1	2.5	16.13	12.94	0.8022319
2.25	1	2.25	18.25	14.44	0.7912329
2.5	1	2.5	15.7	13.09	0.833758

San III	PO Attainment	Weighed product	Weighted Sum of Pos	Sum of Weighed product	Sum of Weighed product/ Weighted Sum of POs
2.4	1	2.4	17.36	16.562	0.9540323
2.25	1	2.25	14.63	13.68	0.9350649
2.4	1	2.4	15.5	14.55	0.9387097
2.5	1	2.5	16.13	15.256	0.9458153
2.25	1	2.25	18.25	17.49	0.9583562
2.5	1	2.5	15.7	15.092	0.9612739

San III	PO Attainment	Weighed product	Weighted Sum of Pos	Sum of Weighed product	Sum of Weighed product/ Weighted Sum of POs
2.4	1	2.4	17.36	13.9748	0.805
2.25	1	2.25	14.63	11.5794	0.7914833
2.4	1	2.4	15.5	12.27	0.7916129
2.5	1	2.5	16.13	13.1094	0.812734
2.25	1	2.25	18.25	14.856	0.8140274
2.5	1	2.5	15.7	12.65	0.8057325

ent

San II	PO Attainment	Weighed product	Weighted Sum of Pos	Sum of Weighed product	Sum of Weighed product/ Weighted Sum of POs
2.4	1	2.4	15.45	14.141	0.9152751
2.25	1	2.25	14.45	13.393	0.9268512
2.4	1	2.4	14.7	13.604	0.9254422
2.5	1	2.5	15.15	13.92	0.9188119
2.25	1	2.25	17.55	15.85	0.9031339
2.5	1	2.5	14.45	13.44	0.9301038

t

San II	PO Attainment	Weighed product	Weighted Sum of Pos	Sum of Weighed product	Sum of Weighed product/ Weighted Sum of POs
2.4	1	2.4	15.45	15.282	0.9891262
2.25	1	2.25	14.45	14.25	0.9861592
2.4	1	2.4	14.7	14.5	0.9863946
2.5	1	2.5	15.15	14.966	0.9878548
2.25	1	2.25	17.55	17.39	0.9908832

2.5	1	2.5	14.45	14.322	0.9911419

San II	PO Attainment	Weighed product	Weighted Sum of Pos	Sum of Weighed product	Sum of Weighed product/ Weighted Sum of POs
2.4	1	2.4	15.45	14.164	0.9167638
2.25	1	2.25	14.45	13.317	0.9215917
2.4	1	2.4	14.7	13.566	0.9228571
2.5	1	2.5	15.15	13.939	0.920066
2.25	1	2.25	17.55	15.924	0.9073504
2.5	1	2.5	14.45	13.325	0.9221453

ent

San I	PO Attainment	Weighed product	Weighted Sum of Pos	Sum of Weighed product	Sum of Weighed product/ Weighted Sum of POs
2.4	1	2.4	15.36	14.762	0.9610677
2.25	1	2.25	15.38	14.392	0.9357607
2.4	1	2.4	15.96	15.25	0.9555138
2.5	1	2.5	14.06	13.666	0.9719772
2.25	1	2.25	17.81	16.76	0.9410444
2.5	1	2.5	16.76	15.96	0.9522673

San I	PO Attainment	Weighed product	Weighted Sum of Pos	Sum of Weighed product	Sum of Weighed product/ Weighted Sum of POs
2.4	1	2.4	15.36	15.16	0.9869792
2.25	1	2.25	15.38	15.22	0.9895969
2.4	1	2.4	15.96	15.792	0.9894737
2.5	1	2.5	14.06	13.86	0.9857752
2.25	1	2.25	17.81	17.626	0.9896687
2.5	1	2.5	16.76	16.632	0.9923628

San I	PO Attainment	Weighed product	Weighted Sum of Pos	Sum of Weighed product	Sum of Weighed product/ Weighted Sum of POs
2.4	1	2.4	15.36	7.883	0.5132161

2.25	1	2.25	15.38	7.553	0.4910923
2.4	1	2.4	15.96	7.966	0.4991228
2.5	1	2.5	14.06	7.7	0.5476529
2.25	1	2.25	17.81	9.762	0.548119
2.5	1	2.5	16.76	8.697	0.5189141

CZAqT MSA Attainment 2020-2021

POs	Sum of Weighed product/ Weighted Sum of Pos I Sem	Sum of Weighed product/ Weighted Sum of Pos II Sem	Sum of Weighed product/ Weighted Sum of Pos III Sem	Sum of Weighed product/ Weighted Sum of Pos IV Sem	Sum of Weighed product/ Weighted Sum of Pos V Sem	Average of Pos Attained	% of Attainment
PO1	0.9610677	0.9152751	0.8018433	0.4530131	0.4748905	0.72121794	72%
PO2	0.9357607	0.9268512	0.8321941	0.4544709	0.4930968	0.72847474	73%
PO3	0.9555138	0.9254422	0.8425806	0.4865014	0.4934211	0.74069182	74%
PO4	0.9719772	0.9188119	0.8022319	0.4572391	0.4840529	0.7268626	73%
PO5	0.9410444	0.9031339	0.7912329	0.4736076	0.498129	0.72142956	72%
PO6	0.9522673	0.9301038	0.833758	0.521467	0.4884444	0.74521494	75%

CZAqT CCAA Attainment 2020-2021

POs	Sum of Weighed product/ Weighted Sum of Pos I Sem	Sum of Weighed product/ Weighted Sum of Pos II Sem	Sum of Weighed product/ Weighted Sum of Pos III Sem	Sum of Weighed product/ Weighted Sum of Pos IV Sem	Sum of Weighed product/ Weighted Sum of Pos V Sem	Average of Pos Attained	% of Attainment
PO1	0.9869792	0.9891262	0.9540323	1	1	0.98602754	99%
PO2	0.9895969	0.9861592	0.9350649	1	1	0.9821642	98%
PO3	0.9894737	0.9863946	0.9387097	1	1	0.9829156	98%
PO4	0.9857752	0.9878548	0.9458153	1	1	0.98388906	98%
PO5	0.9896687	0.9908832	0.9583562	1	1	0.98778162	99%
PO6	0.9923628	0.9911419	0.9612739	1	1	0.98895572	99%

CZAqT FA Attainment 2020-2021

POs	Sum of Weighed product/ Weighted Sum of Pos I Sem	Sum of Weighed product/ Weighted Sum of Pos II Sem	Sum of Weighed product/ Weighted Sum of Pos III Sem	Sum of Weighed product/ Weighted Sum of Pos IV Sem	Sum of Weighed product/ Weighted Sum of Pos V Sem	Average of Pos Attained	% of Attainment
PO1	0.5132161	0.9167638	0.805	0.7872489	0.9479562	0.794037	79%
PO2	0.4910923	0.9215917	0.7914833	0.7957342	0.9396129	0.78790288	79%
PO3	0.4991228	0.9228571	0.7916129	0.7881543	0.9401579	0.788381	79%
PO4	0.5476529	0.920066	0.812734	0.7928451	0.9635242	0.8073644	81%
PO5	0.548119	0.9073504	0.8140274	0.8279114	0.9517419	0.7007054	70%
PO6	0.5189141	0.9221453	0.8057325	0.8342014	0.9507302	0.8063447	81%



V. N. D.
PRINCIPAL
A.S.D. GOVT. DEGREE COLLEGE (W)
AUTONOMOUS
KAKINADA

A.S.D GOVT DEGREE COLLEGE FOR WOMEN (A)

(Re-Accredited by NAAC with 'B')
KAKINADA 533002 EASTGODAVARI, ANDHRA PRADESH

DEPARTMENT OF HORTICULTURE 2020-2021

PAPER -1 Fundamentals of Horticulture and Soil Science

	PO1	PO2	PO3	PO4	PO5	PO6
CO1	3	2	2	3	3	3
CO2	2	2	2	3	3	3
CO3	2	2	2	3	2	2
CO4	2	1	2	2	3	3
CO5	3	2	3	3	3	2
Average	2.4	1.8	2.2	2.8	2.8	2.6

PAPER -2 Plant Propagation and Nursery Management

	PO1	PO2	PO3	PO4	PO5	PO6
CO1	3	2	3	3	3	3
CO2	2	2	2	3	3	3
CO3	2	2	2	3	3	3
CO4	2	2	2	2	2	2
CO5	3	3	3	3	3	3
Average	2.4	2.2	2.4	2.8	2.8	2.8

PAPER -3 BASICS OF VEGETABLE SCIENCE (OLERICULTURE)

	PO1	PO2	PO3	PO4	PO5	PO6
CO1	3	2	3	3	3	3
CO2	2	2	3	3	3	3
CO3	2	2	3	3	3	3
CO4	2	1	2	2	3	3
CO5	3	2	3	3	3	3
Average	2.4	1.8	2.8	2.8	3	3

PAPER -4 BASICS OF FRUIT SCIENCE (POMOLOGY)

	PO1	PO2	PO3	PO4	PO5	PO6
CO1	3	2	3	2	2	2
CO2	3	3	2	2	2	3
CO3	3	2	2	3	2	3
CO4	3	3	3	3	2	3
CO5	2	3	2	1	2	2
Average	2.8	2.6	2.4	2.2	2	2.6

PAPER 5 PESTS AND DISEASES OF HORTICULTURE PLANTS AND THEIR MANAGEMENT

	PO1	PO2	PO3	PO4	PO5	PO6
CO1	2	2	3	3	3	2
CO2	2	2	3	3	3	3
CO3	3	1	3	3	3	3
CO4	2	2	3	2	3	3
CO5	3	2	3	2	3	2
Average	2.4	1.8	3	2.6	3	2.6

Paper 6A Ornamental Horticulture

	PO1	PO2	PO3	PO4	PO5	PO6
CO1	3	2	3	2	2	3
CO2	2	2	2	2	2	3
CO3	3	2	2	2	2	3
CO4	3	2	3	2	2	3
CO5	3	3	3	2	3	3
Average	2.8	2.2	2.6	2	2.2	3

PAPER 7A: COMMERCIAL FLORICULTURE

	PO1	PO2	PO3	PO4	PO5	PO6
CO1	2	2	2	2	2	2
CO2	3	2	2	2	2	3
CO3	3	2	2	2	2	3
CO4	3	2	2	2	2	3
CO5	3	3	3	2	2	3
Average	2.8	2.2	2.2	2	2	2.8

Calculating attainment at each level of course CBHT

Courses	No of students attended	No of students attained			CO_CCAA	CO_MSA	CO_FA
		CCAA(≥ 7)	MSA(≥ 8)	FA(≥ 26)			
	(1)	(2)	(3)	(4)	(2)/(1)	(3)/(1)	(4)/(1)
PAPER -1 Fundamentals of Horticulture and Soil Science	17	16	13	17	0.94	0.76	1
PAPER -2 Plant Propagation and Nursery Management	17	17	16	15	1	0.94	0.88
Paper -3 Basics Of Vegetable Science (Olericulture)	17	17	13	17	1	0.76	1
Paper -4 Basics Of Fruit Science (Pomology)	17	17	17	16	1	1	0.94
Paper 5 Pests And Diseases Of Horticulture Plants And Their Management	17	17	15	16	1	0.88	0.94
Paper 6A Ornamental Horticulture	17	17	15	17	1	0.88	1
Paper- 7A Commercial Floriculture	17	17	17	17	1	1	1

I B.Sc CBHT Horticulture Paper- I &II CCAA Assessment Attainment

PO's	Horti Paper I	PO Attainment	Weighed product	Horti Paper-II	PO Attainment	Weighed product
PO1	2.4	0.94	2.25	2.4	1	2.4
PO2	1.8	0.94	1.69	2.2	1	2.2
PO3	2.2	0.94	2.06	2.4	1	2.4
PO4	2.8	0.94	2.63	2.8	1	2.8
PO5	2.8	0.94	2.63	2.8	1	2.8
PO6	2.6	0.94	2.44	2.8	1	2.8

I B.Sc CBHT Horti Paper- I &II MSA(IA) Attainment

PO's	Horti Paper I	PO Attainment	Weighed product	Horti Paper-II	PO Attainment	Weighed product
PO1	2.4	0.76	1.82	2.4	0.94	2.25
PO2	1.8	0.76	1.368	2.2	0.94	2.06
PO3	2.2	0.76	1.67	2.4	0.94	2.25
PO4	2.8	0.76	2.12	2.8	0.94	2.63
PO5	2.8	0.76	2.12	2.8	0.94	2.63
PO6	2.6	0.76	1.97	2.8	0.94	2.63

I B.Sc CBHT Horti Paper- I &II FA Attainment

PO's	Horti Paper I	PO Attainment	Weighed product	Horti Paper-II	PO Attainment	Weighed product
PO1	2.4	1	2.4	2.4	0.88	2.11
PO2	1.8	1	1.8	2.2	0.88	1.93
+PO3	2.2	1	2.2	2.4	0.88	2.11
PO4	2.8	1	2.8	2.8	0.88	2.46
PO5	2.8	1	2.8	2.8	0.88	2.46
PO6	2.6	1	2.6	2.8	0.88	2.46

II. B.Sc CBHT Botany Paper- III, IV &V CCAA Assessment Attainment

POS	Horti Paper III	PO Attainment	Weighed product	Horti Paper-IV	PO Attainment	Weighed product	Horti Paper-V	PO Attainment	Weighed product
PO1	2.4	1	2.4	2.8	1	2.8	2.4	1	2.4
PO2	1.8	1	1.8	2.6	1	2.6	1.8	1	1.8
PO3	2.8	1	2.8	2.4	1	2.4	3	1	3
PO4	2.8	1	2.8	2.2	1	2.2	2.6	1	2.6
Po5	3	1	3	2	1	2	3	1	3
Po6	3	1	3	2.6	1	2.6	2.6	1	2.6

II B.Sc CBHT Botany Paper- III, IV &V MSA(IA) Attainment

PO's	Horti Paper III	PO Attainment	Weighed product	Horti Paper-IV	PO Attainment	Weighed product	Horti Paper-V	PO Attainment	Weighed product
PO1	2.4	0.76	1.82	2.4	1	2.4	2.4	0.88	2.11
PO2	1.8	0.76	1.36	1.8	1	1.8	1.8	0.88	1.58
PO3	2.8	0.76	2.12	2.8	1	2.8	3	0.88	2.64
PO4	2.8	0.76	2.12	2.8	1	2.8	2.6	0.88	2.28
PO5	3	0.76	2.28	3	1	3	3	0.88	2.64
PO6	3	0.76	2.28	3	1	3	2.6	0.88	2.28

II B.ScCBHT Horti Paper- III, IV &V FA Attainment

PO's	Horti Paper III	PO Attainment	Weighed product	Horti Paper-IV	PO Attainment	Weighed product	Horti - V	PO Attainment	Weighed product
PO1	2	1	2	1.8	0.94	1.69	1.6	0.94	1.50
PO2	1.3	1	1.3	1.3	0.94	1.22	1.3	0.94	1.22
PO3	2.2	1	2.2	2	0.94	1.88	1.6	0.94	1.50
PO4	1.8	1	1.8	2.8	0.94	2.63	2.6	0.94	2.44
PO5	2	1	2	1.8	0.94	1.69	2.4	0.94	2.25
PO6	2	1	2	2	0.94	1.88	2.6	0.94	2.44

III B.Sc CBHT Horti Paper -6A&7A (SEM-V) CCAA Assessment Attainment

PO's	Horti 6A	PO Attainment	Weighed product	Horti 7A	PO Attainment	Weighed product
PO1	2.8	1	2.8	2.8	1	2.8
PO2	2.2	1	2.2	2.2	1	2.2
PO3	2.6	1	2.6	2.2	1	2.2
PO4	2	1	2	2	1	2
PO5	2.2	1	2.2	2	1	2
PO6	3	1	3	2.8	1	2.8

III B.Sc CBHT Horti Paper -6A&7A (SEM-V) MSA(IA) Assessment Attainment

PO's	Horti 6A	PO Attainment	Weighed product	Horti7A	PO Attainment	Weighed product
PO1	2.8	0.88	2.256	2.8	1	2.8
PO2	2.2	0.88	1.692	2.2	1	2.2
PO3	2.6	0.88	1.692	2.2	1	2.2
PO4	2	0.88	1.316	2	1	2
PO5	2.2	0.88	1.316	2	1	2
PO6	3	0.88	1.692	2.8	1	2.8

III B.Sc CBHT Horti Paper -6A&7A (SEM-V) FA Assessment Attainment

PO's	Horti 6A	PO Attainment	Weighed product	Horti 7A	PO Attainment	Weighed product
PO1	2.8	1	2.8	2.8	1	2.8
PO2	2.2	1	2.2	2.2	1	2.2
PO3	2.6	1	2.6	2.2	1	2.2
PO4	2	1	2	2	1	2
PO5	2.2	1	2.2	2	1	2
PO6	3	1	3	2.8	1	2.8

B.Sc CBHT SEM-V MSA(IA) Assessment Attainment

POs	Chem 6D	PO Attainment	Weighted product	Chem 7D	PO Attainment	Weighted product	Bot 6A	PO Attainment	Weighted product	Bot 7A	PO Attainment	Weighted product	Horti 6A	PO Attainment	Weighted product	Horti 7A	PO Attainment	Weighted product	Weighted Sum of Pos	Sum of Weighted product	Sum of Weighted product/Weighted Sum of POs
PO1	1.5	0.882	1.323	2.5	0.471	1.178	2.4	0.94	2.256	2.6	0.94	2.44	2.8	0.88	2.464	2.8	1	2.8	13.6	11.525	0.847
PO2	3.25	0.882	2.867	2.75	0.471	1.295	1.8	0.94	1.692	2.4	0.94	2.256	2.2	0.88	1.936	2.2	1	2.2	14.65	12.293	0.839
PO3	3.75	0.882	3.308	3.25	0.471	1.531	1.8	0.94	1.692	1.6	0.94	1.504	2.5	0.88	2.2	2.2	1	2.2	16.2	11.269	0.695
PO4	0.25	0.882	0.221	1.5	0.471	0.707	1.4	0.94	1.316	1.3	0.94	1.222	2	0.88	1.76	2	1	2	9.5	8.213	0.864
PO5	2	0.882	1.764	1.5	0.471	0.707	1.4	0.94	1.316	1.6	0.94	1.504	2.5	0.88	2.2	2	1	2	12.5	10.901	0.872
PO6	1.75	0.882	1.544	2	0.471	0.942	1.8	0.94	1.692	1.8	0.94	1.692	2.75	0.88	2.42	2.8	1	2.8	13.3	11.231	0.844

B.Sc CBHT SEM-V CCAA Assessment Attainment

POs	Chem 6D	PO Attainment	Weighted product	Chem 7D	PO Attainment	Weighted product	Bot 6A	PO Attainment	Weighted product	Bot 7A	PO Attainment	Weighted product	Horti 6A	PO Attainment	Weighted product	Horti 7A	PO Attainment	Weighted product	Weighted Sum of Pos	Sum of Weighted product	Sum of Weighted product/Weighted Sum of POs
PO1	1.5	1	1.5	2.5	1	2.5	2.4	1	2.4	2.6	1	2.6	2.8	1	2.8	2.8	1	2.8	14.6	14.6	1
PO2	3.25	1	3.25	2.75	1	2.75	1.8	1	1.8	2.4	1	2.4	2.2	1	2.2	2.2	1	2.2	14.6	14.6	1
PO3	3.75	1	3.75	3.25	1	3.25	1.8	1	1.8	1.6	1	1.6	2.6	1	2.6	2.2	1	2.2	15.2	15.2	1
PO4	0.25	1	0.25	1.5	1	1.5	1.4	1	1.4	1.3	1	1.3	2	1	2	2	1	2	8.45	8.45	1
PO5	2	1	2	1.5	1	1.5	1.4	1	1.4	1.6	1	1.6	2.2	1	2.2	2	1	2	10.7	10.7	1
PO6	1.75	1	1.75	2	1	2	1.8	1	1.8	1.8	1	1.8	3	1	3	2.8	1	2.8	13.15	13.15	1

B.Sc CBHT SEM-V FA Assessment Attainment

POs	Chem 6D	PO Attainment	Weighted product	Chem 7D	PO Attainment	Weighted product	Bot 6A	PO Attainment	Weighted product	Bot 7A	PO Attainment	Weighted product	Horti 6A	PO Attainment	Weighted product	Horti 7A	PO Attainment	Weighted product	Weighted Sum of Pos	Sum of Weighted product	Sum of Weighted product/Weighted Sum of POs
PO1	1.5	1	1.5	2.5	0.941	2.352	2.4	1	2	2.6	1	2	2.8	1	2.8	2.8	1	2.8	11.8	13.452	1.141
PO2	3.25	1	3.25	2.75	0.941	2.587	1.8	1	2.25	2.4	1	2	2.2	1	2.2	2.2	1	2.2	14.6	14.487	0.992
PO3	3.75	1	3.75	3.25	0.941	3.058	1.8	1	1.75	1.6	1	2.75	2.5	1	2.5	2.2	1	2.2	15.1	16.008	1.06
PO4	0.25	1	0.25	1.5	0.941	1.411	1.4	1	1.75	1.3	1	2	2	1	2	2	1	2	8.45	9.411	1.113
PO5	2	1	2	1.5	0.941	1.411	1.4	1	2.25	1.6	1	2.25	2.5	1	2.5	2	1	2	11	12.411	1.128
PO6	1.75	1	1.75	2	0.941	1.882	1.8	1	1.5	1.8	1	2.5	2.75	1	2.75	2.8	1	2.8	12.9	13.182	1.021

B.Sc CBHT SEM-IV MSA(IA) Assessment Attainment

POs	Chem IV	PO Attainment	Weighted product	Chem V	PO Attainment	Weighted product	Bot IV	PO Attainment	Weighted product	Bot V	PO Attainment	Weighted product	Horti IV	PO Attainment	Weighted product	Horti V	PO Attainment	Weighted product	Weighted Sum of Pos	Sum of Weighted product	Sum of Weighted product/Weighted Sum of POs
PO1	2.5	0.235	0.588	2.25	0.412	0.927	1.8	0.94	1.69	1.6	0.88	1.4	2.4	1	2.4	2.4	0.9	2.11	12.95	9.115	0.70386
PO2	2.5	0.235	0.588	2.25	0.412	0.927	1.3	0.94	1.22	1.3	0.88	1.14	1.8	1	1.8	1.8	0.9	1.58	10.95	7.255	0.66256
PO3	2.75	0.235	0.646	1.25	0.412	0.515	2	0.94	1.88	1.6	0.88	1.4	2.8	1	2.8	3	0.9	2.64	13.4	9.881	0.73739
PO4	2.25	0.235	0.518	3	0.412	1.236	2.8	0.94	2.63	2.6	0.88	2.28	2.8	1	2.8	2.6	0.9	2.28	16.05	11.744	0.73171
PO5	3	0.235	0.705	2	0.412	0.824	1.8	0.94	1.69	2.4	0.88	2.11	3	1	3	3	0.9	2.64	15.2	10.969	0.72164
PO6	2	0.235	0.47	1.75	0.412	0.721	2	0.94	1.88	2.6	0.88	2.28	3	1	3	2.6	0.9	2.28	13.95	10.631	0.76208

B.Sc CBHT SEM-IV CCAA Assessment Attainment

POs	Chem IV	PO Attainment	Weighted product	Chem V	PO Attainment	Weighted product	Bot IV	PO Attainment	Weighted product	Bot V	PO Attainment	Weighted product	Horti IV	PO Attainment	Weighted product	Horti V	PO Attainment	Weighted product	Weighted Sum of Pos	Sum of Weighted product	Sum of Weighted product/Weighted Sum of POs
PO1	2.5	1	2.5	2.25	1	2.25	1.8	1	1.8	1.6	1	1.6	2.8	1	2.8	2.4	1	2.4	13.35	13.35	1
PO2	2.5	1	2.5	2.25	1	2.25	1.3	1	1.3	1.3	1	1.3	2.6	1	2.6	1.8	1	1.8	11.75	11.75	1
PO3	2.75	1	2.75	1.25	1	1.25	2	1	2	1.6	1	1.6	2.4	1	2.4	3	1	3	13	13	1
PO4	2.25	1	2.25	3	1	3	2.8	1	2.8	2.6	1	2.6	2.2	1	2.2	2.6	1	2.6	15.45	15.45	1
PO5	3	1	3	2	1	2	1.8	1	1.8	2.4	1	2.4	2	1	2	3	1	3	14.2	14.2	1
PO6	2	1	2	1.75	1	1.75	2	1	2	2.6	1	2.6	2.6	1	2.6	2.6	1	2.6	13.55	13.55	1

B.Sc CBHT SEM-IV FA Assessment Attainment

POs	Chem IV	PO Attainment	Weighted product	Chem V	PO Attainment	Weighted product	Bot IV	PO Attainment	Weighted product	Bot V	PO Attainment	Weighted product	Horti IV	PO Attainment	Weighted product	Horti V	PO Attainment	Weighted product	Weighted Sum of Pos	Sum of Weighted product	Sum of Weighted product/Weighted Sum of POs
PO1	2.5	0.353	0.883	2.25	0.824	1.854	1.8	0.94	1.69	1.6	0.94	1.5	2.4	1	2.4	2.4	0.9	2.11	12.95	10.437	0.80595
PO2	2.5	0.353	0.883	2.25	0.824	1.854	1.3	0.94	1.22	1.3	0.94	1.22	1.8	1	1.8	1.8	0.9	1.58	10.95	8.557	0.78146
PO3	2.75	0.353	0.971	1.25	0.824	1.03	2	0.94	1.88	1.6	0.94	1.5	2.8	1	2.8	3	0.9	2.64	13.4	10.821	0.80754
PO4	2.25	0.353	0.794	3	0.824	2.472	2.8	0.94	2.63	2.6	0.94	2.44	2.8	1	2.8	2.6	0.9	2.28	16.05	13.416	0.83589
PO5	3	0.353	1.059	2	0.824	1.648	1.8	0.94	1.69	2.4	0.94	2.25	3	1	3	3	0.9	2.64	15.2	12.287	0.80836
PO6	2	0.353	0.706	1.75	0.824	1.442	2	0.94	1.88	2.6	0.94	2.44	3	1	3	2.6	0.9	2.28	13.95	11.748	0.84215

B.Sc CBHT SEM-III MSA(IA) Assessment Attainment

POs	Chem III	PO Attainment	Weighted product	Bot III	PO Attainment	Weighted product	Horti III	PO Attainment	Weighted product	Eng III	PO Attainment	Weighted product	Tel III	PO Attainment	Weighted product	San III	PO Attainment	Weighted product	Weighted Sum of Pos	Sum of Weighted product	Sum of Weighted product/Weighted Sum of POs
-----	----------	---------------	------------------	---------	---------------	------------------	-----------	---------------	------------------	---------	---------------	------------------	---------	---------------	------------------	---------	---------------	------------------	---------------------	-------------------------	---

PO1	3	0.294	0.882	2	0.64	1.28	2.4	0.76	1.82	2.6	0.94	2.444	2.1	0.4	0.84	2.4	1	2.4	14.5	9.666	0.66662
PO2	2.75	0.294	0.809	1.3	0.64	0.83	1.8	0.76	1.36	2.1	0.94	1.974	2.5	0.4	1	2.25	1	2.25	12.7	8.223	0.64748
PO3	3	0.294	0.882	2.2	0.64	1.4	2.8	0.76	2.12	2.3	0.94	2.162	2.5	0.4	1	2.4	1	2.4	15.2	9.964	0.65553
PO4	2.5	0.294	0.735	1.8	0.64	1.15	2.8	0.76	2.12	2.3	0.94	2.162	2.3	0.4	0.92	2.5	1	2.5	14.2	9.587	0.67514
PO5	3	0.294	0.882	2	0.64	1.28	3	0.76	2.28	2.5	0.94	2.35	2	0.4	0.8	2.25	1	2.25	14.75	9.842	0.66725
PO6	3	0.294	0.882	2	0.64	1.28	3	0.76	2.28	2.3	0.94	2.162	1.6	0.4	0.64	2.5	1	2.5	14.4	9.744	0.67667

B.Sc CBHT SEM-III CCAA Assessment Attainment

POs	Chem III	PO Attainment	Weighted product	Bot III	PO Attainment	Weighted product	Horti III	PO Attainment	Weighted product	Eng III	PO Attainment	Weighted product	Tel III	PO Attainment	Weighted product	San III	PO Attainment	Weighted product	Weighted Sum of Pos	Sum of Weighted product	Sum of Weighted product/Weighted Sum of POs
PO1	3	1	3	2	1	2	2.4	1	2.4	2.6	1	2.6	2.1	1	2.1	2.4	1	2.4	14.5	14.5	1
PO2	2.75	1	2.75	1.3	1	1.3	1.8	1	1.8	2.1	1	2.1	2.5	1	2.5	2.25	1	2.25	12.7	12.7	1
PO3	3	1	3	2.2	1	2.2	2.8	1	2.8	2.3	1	2.3	2.5	1	2.5	2.4	1	2.4	15.2	15.2	1
PO4	2.5	1	2.5	1.8	1	1.8	2.8	1	2.8	2.3	1	2.3	2.3	1	2.3	2.5	1	2.5	14.2	14.2	1
PO5	3	1	3	2	1	2	3	1	3	2.5	1	2.5	2	1	2	2.25	1	2.25	14.75	14.75	1
PO6	3	1	3	2	1	2	3	1	3	2.3	1	2.3	1.6	1	1.6	2.5	1	2.5	14.4	14.4	1

B.Sc CBHT SEM-III FA Assessment Attainment

POs	Chem III	PO Attainment	Weighted product	Bot III	PO Attainment	Weighted product	Horti III	PO Attainment	Weighted product	Eng III	PO Attainment	Weighted product	Tel III	PO Attainment	Weighted product	San III	PO Attainment	Weighted product	Weighted Sum of Pos	Sum of Weighted product	Sum of Weighted product/Weighted Sum of POs
PO1	3	0.941	2.823	2	0.94	1.88	2	1	2	2.6	0.76	2.6	2.1	1	2.1	2.4	1	2.4	14.1	13.803	0.97894
PO2	2.75	0.941	2.588	1.3	0.94	1.22	1.3	1	1.3	2.1	0.76	2.1	2.5	1	2.5	2.25	1	2.25	12.2	11.958	0.98016
PO3	3	0.941	2.823	2.2	0.94	2.06	2.2	1	2.2	2.3	0.76	2.3	2.5	1	2.5	2.4	1	2.4	14.6	14.283	0.97829
PO4	2.5	0.941	2.353	1.8	0.94	1.69	1.8	1	1.8	2.3	0.76	2.3	2.3	1	2.3	2.5	1	2.5	13.2	12.943	0.98053
PO5	3	0.941	2.823	2	0.94	1.88	2	1	2	2.5	0.76	2.5	2	1	2	2.25	1	2.25	13.75	13.453	0.9784
PO6	3	0.941	2.823	2	0.94	1.88	2	1	2	2.3	0.76	2.3	1.6	1	1.6	2.5	1	2.5	13.4	13.103	0.97784

B.Sc CBHT SEM-II MSA(IA) Assessment Attainment

POs	Chem II	PO Attainment	Weighted product	Bot II	PO Attainment	Weighted product	Hor ti II	PO Attainment	Weighted product	Eng II	PO Attainment	Weighted product	Tel II	PO Attainment	Weighted product	San II	PO Attainment	Weighted product	Weighted Sum of Pos	Sum of Weighted product	Sum of Weighted product/ Weighted Sum of POs
PO1	2.25	1	2.25	1.4	0.88	1.23	2.4	0.94	2.25	2.3	1	2.3	2.1	0.83	1.743	2.4	0.8	1.92	12.85	11.693	0.90996
PO2	2.5	1	2.5	1.8	0.88	1.58	2.2	0.94	2.06	2.3	1	2.3	2.5	0.83	2.075	2.25	0.8	1.8	13.55	12.315	0.90886
PO3	2	1	2	1.6	0.88	1.4	2.4	0.94	2.25	2.1	1	2.1	2.5	0.83	2.075	2.4	0.8	1.92	13	11.745	0.90346
PO4	1.75	1	1.75	2	0.88	1.76	2.8	0.94	2.63	2.1	1	2.1	2.3	0.83	1.909	2.5	0.8	2	13.45	12.149	0.90327
PO5	2.7	1	2.7	2	0.88	1.76	2.8	0.94	2.63	2.3	1	2.3	2	0.83	1.66	2.25	0.8	1.8	14.05	12.85	0.91459
PO6	1.75	1	1.75	2	0.88	1.76	2.8	0.94	2.63	2.3	1	2.3	1.6	0.83	1.328	2.5	0.8	2	12.95	11.768	0.90873

B.Sc CBHT SEM-II CCAA Assessment Attainment

POs	Chem II	PO Attainment	Weighted product	Bot II	PO Attainment	Weighted product	Hor ti II	PO Attainment	Weighted product	Eng II	PO Attainment	Weighted product	Tel II	PO Attainment	Weighted product	San II	PO Attainment	Weighted product	Weighted Sum of Pos	Sum of Weighted product	Sum of Weighted product/ Weighted Sum of POs
PO1	2.25	1	2.25	1.4	1	1.4	2.4	1	2.4	2.3	1	2.3	2.1	1	2.1	2.4	1	2.4	12.85	12.85	1
PO2	2.5	1	2.5	1.8	1	1.8	2.2	1	2.2	2.3	1	2.3	2.5	1	2.5	2.25	1	2.25	13.55	13.55	1
PO3	2	1	2	1.6	1	1.6	2.4	1	2.4	2.1	1	2.1	2.5	1	2.5	2.4	1	2.4	13	13	1
PO4	1.75	1	1.75	2	1	2	2.8	1	2.8	2.1	1	2.1	2.3	1	2.3	2.5	1	2.5	13.45	13.45	1
PO5	2.7	1	2.7	2	1	2	2.8	1	2.8	2.3	1	2.3	2	1	2	2.25	1	2.25	14.05	14.05	1
PO6	1.75	1	1.75	2	1	2	2.8	1	2.8	2.3	1	2.3	1.6	1	1.6	2.5	1	2.5	12.95	12.95	1

B.Sc CBHT SEM-II FA Assessment Attainment

POs	Chem II	PO Attainment	Weighted product	Bot II	PO Attainment	Weighted product	Hor ti II	PO Attainment	Weighted product	Eng II	PO Attainment	Weighted product	Tel II	PO Attainment	Weighted product	San II	PO Attainment	Weighted product	Weighted Sum of Pos	Sum of Weighted product	Sum of Weighted product/Weighted Sum of POs
PO1	2.25	0.941	2.117	1.4	1	1.4	2.4	0.88	2.11	2.3	1	2.3	2.1	1	2.1	2.4	0.8	1.92	12.85	11.947	0.92973
PO2	2.5	0.941	2.353	1.8	1	1.8	2.2	0.88	1.93	2.3	1	2.3	2.5	1	2.5	2.25	0.8	1.8	13.55	12.683	0.93601
PO3	2	0.941	1.882	1.6	1	1.6	2.4	0.88	2.11	2.1	1	2.1	2.5	1	2.5	2.4	0.8	1.92	13	12.112	0.93169
PO4	1.75	0.941	1.647	2	1	2	2.8	0.88	2.46	2.1	1	2.1	2.3	1	2.3	2.5	0.8	2	13.45	12.507	0.92989
PO5	2.7	0.941	2.541	2	1	2	2.8	0.88	2.46	2.3	1	2.3	2	1	2	2.25	0.8	1.8	14.05	13.101	0.93246
PO6	1.75	0.941	1.647	2	1	2	2.8	0.88	2.46	2.3	1	2.3	1.6	1	1.6	2.5	0.8	2	12.95	12.007	0.92718

B.Sc CBHT SEM-I MSA(IA) Assessment Attainment

POs	Chem I	PO Attainment	Weighted product	Bot I	PO Attainment	Weighted product	Hor ti I	PO Attainment	Weighted product	Eng I	PO Attainment	Weighted product	Tel I	PO Attainment	Weighted product	San I	PO Attainment	Weighted product	Weighted Sum of Pos	Sum of Weighted product	Sum of Weighted product/Weighted Sum of POs
PO1	1.66	0.412	0.684	1.4	0.64	0.89	2.4	0.76	1.82	2.6	0.88	2.288	2.5	0.83	2.075	2.4	1	2.4	12.96	10.157	0.78372
PO2	2.33	0.412	0.96	1.8	0.64	1.15	1.8	0.76	1.368	2.5	0.88	2.2	2	0.83	1.66	2.25	1	2.25	12.68	9.588	0.75615
PO3	2.66	0.412	1.1	1.6	0.64	1.02	2.2	0.76	1.67	2.5	0.88	2.2	2.1	0.83	1.743	2.4	1	2.4	13.46	10.133	0.75282
PO4	0.66	0.412	0.272	2	0.64	1.28	2.8	0.76	2.12	2.5	0.88	2.2	2.5	0.83	2.075	2.5	1	2.5	12.96	10.447	0.8061
PO5	2.66	0.412	1.1	2	0.64	1.28	2.8	0.76	2.12	2.3	0.88	2.024	2.3	0.83	1.909	2.25	1	2.25	14.31	10.683	0.74654
PO6	2.66	0.412	1.1	2	0.64	1.28	2.6	0.76	1.97	2.6	0.88	2.288	1.6	0.83	1.328	2.5	1	2.5	13.96	10.466	0.74971

B.Sc CBHT SEM-I CCAA Assessment Attainment

POs	Chem I	PO Attainment	Weighted product	Bot I	PO Attainment	Weighted product	Hor ti I	PO Attainment	Weighted product	Eng I	PO Attainment	Weighted product	Tel I	PO Attainment	Weighted product	San I	PO Attainment	Weighted product	Weighted Sum of Pos	Sum of Weighted product	Sum of Weighted product/Weighted Sum of POs
-----	--------	---------------	------------------	-------	---------------	------------------	----------	---------------	------------------	-------	---------------	------------------	-------	---------------	------------------	-------	---------------	------------------	---------------------	-------------------------	---

PO1	1.66	1	1.66	1.4	0.88	1.23	2.4	0.94	2.25	2.6	1	2.6	2.5	1	2.5	2.4	1	2.4	12.96	12.64	0.97531
PO2	2.33	1	2.33	1.8	0.88	1.58	1.8	0.94	1.69	2.5	1	2.5	2	1	2	2.25	1	2.25	12.68	12.35	0.97397
PO3	2.66	1	2.66	1.6	0.88	1.4	2.2	0.94	2.06	2.5	1	2.5	2.1	1	2.1	2.4	1	2.4	13.46	13.12	0.97474
PO4	0.66	1	0.66	2	0.88	1.76	2.8	0.94	2.63	2.5	1	2.5	2.5	1	2.5	2.5	1	2.5	12.96	12.55	0.96836
PO5	2.66	1	2.66	2	0.88	1.76	2.8	0.94	2.63	2.3	1	2.3	2.3	1	2.3	2.25	1	2.25	14.31	13.9	0.97135
PO6	2.66	1	2.66	2	0.88	1.76	2.6	0.94	2.44	2.6	1	2.6	1.6	1	1.6	2.5	1	2.5	13.96	13.56	0.97135

B.Sc CBHT SEM-I FA Assessment Attainment

POs	Chem I	PO Attainment	Weighted product	Bot I	PO Attainment	Weighted product	Hor ti I	PO Attainment	Weighted product	Eng I	PO Attainment	Weighted product	Tel I	PO Attainment	Weighted product	San I	PO Attainment	Weighted product	Weighted Sum of Pos	Sum of Weighted product	Sum of Weighted product/Weighted Sum of POs
PO1	1.66	0.294	0.488	1.4	0.88	1.23	2.4	1	2.4	2.6	0.35	0.91	2.5	1	2.5	2.4	1	2.4	12.96	9.928	0.76605
PO2	2.33	0.294	0.685	1.8	0.88	1.58	1.8	1	1.8	2.5	0.35	0.875	2	1	2	2.25	1	2.25	12.68	9.19	0.72476
PO3	2.66	0.294	0.782	1.6	0.88	1.4	2.2	1	2.2	2.5	0.35	0.875	2.1	1	2.1	2.4	1	2.4	13.46	9.757	0.72489
PO4	0.66	0.294	0.194	2	0.88	1.76	2.8	1	2.8	2.5	0.35	0.875	2.5	1	2.5	2.5	1	2.5	12.96	10.629	0.82014
PO5	2.66	0.294	0.782	2	0.88	1.76	2.8	1	2.8	2.3	0.35	0.805	2.3	1	2.3	2.25	1	2.25	14.31	10.697	0.74752
PO6	2.66	0.294	0.782	2	0.88	1.76	2.6	1	2.6	2.6	0.35	0.91	1.6	1	1.6	2.5	1	2.5	13.96	10.152	0.72722

CBHC MSA Attainment 2020-2021

POs	Sum of Weighed product/ Weighted Sum of Pos I Sem	Sum of Weighed product/ Weighted Sum of Pos II Sem	Sum of Weighed product/ Weighted Sum of Pos III Sem	Sum of Weighed product/ Weighted Sum of Pos IV Sem	Sum of Weighed product/ Weighted Sum of Pos V Sem	Average of Pos Attained	% of Attainment
PO1	0.7837191	0.9099611	0.6666207	0.703861	0.847	0.7822324	78%
PO2	0.7561514	0.9088561	0.6474803	0.6625571	0.839	0.762809	76%
PO3	0.7528232	0.9034615	0.6555263	0.7373881	0.695	0.7488398	75%
PO4	0.8060957	0.9032714	0.6751408	0.7317134	0.864	0.7960443	80%
PO5	0.7465409	0.9145907	0.6672542	0.7216447	0.872	0.7844061	78%
PO6	0.7497135	0.9087259	0.6766667	0.7620789	0.844	0.788237	79%

CBHC CCAA Attainment 2020-2021

POs	Sum of Weighed product/ Weighted Sum of Pos I Sem	Sum of Weighed product/ Weighted Sum of Pos II Sem	Sum of Weighed product/ Weighted Sum of Pos III Sem	Sum of Weighed product/ Weighted Sum of Pos IV Sem	Sum of Weighed product/ Weighted Sum of Pos V Sem	Average of Pos Attained	% of Attainment
PO1	0.9753086	1	1	1	1	0.9950617	99.5%
PO2	0.9739748	1	1	1	1	0.994795	99.4%
PO3	0.97474	1	1	1	1	0.994948	99.5%
PO4	0.9683642	1	1	1	1	0.9936728	99.3%
PO5	0.9713487	1	1	1	1	0.9942697	99.4%
PO6	0.9713467	1	1	1	1	0.9942693	99.4%

CBHC FA Attainment 2020-2021

POs	Sum of Weighed product/ Weighted Sum of Pos I Sem	Sum of Weighed product/ Weighted Sum of Pos II Sem	Sum of Weighed product/ Weighted Sum of Pos III Sem	Sum of Weighed product/ Weighted Sum of Pos IV Sem	Sum of Weighed product/ Weighted Sum of Pos V Sem	Average of Pos Attained	% of Attainment
PO1	0.7660494	0.9297276	0.9789362	0.8059459	1.141	0.9243318	92%
PO2	0.7247634	0.9360148	0.9801639	0.7814612	0.992	0.8828716	88%
PO3	0.7248886	0.9316923	0.9782877	0.8075373	1.06	0.9004812	90%
PO4	0.8201389	0.9298885	0.9805303	0.8358879	1.113	0.9358891	94%
PO5	0.7475192	0.9324555	0.9784	0.8083553	1.128	0.918946	92%
PO6	0.7272206	0.9271815	0.9778358	0.8421505	1.021	0.8990777	90%



V. N. S. D.
 PRINCIPAL
 A.S.D. GOVT. DEGREE COLLEGE (W)
 AUTONOMOUS
 KAKINADA

**A.S.D GOVT. DEGREE COLLEGE FOR WOMEN (A) KAKINADA
ACADEMIC YEAR 2022-23**

**Mapping Course Outcomes 2020-21 admitted batch with Programme Outcomes
I B.Sc (MPC-EM) CO-PO Mapping tables SEM-I**

1: Slight [Low]; 2: Moderate [Medium]; 3: Substantial [High], 4: (No Correlation)

SEM-I: A Course in Communication and Soft Skills

	PO1	PO2	PO3	PO4	PO5	PO6
CO1	2	3	2	3	2	3
CO2	3	2	3	3	2	3
CO3	2	2	3	2	2	2
CO4	3	3	2	2	2	3
CO5	3	2	2	3	3	2
CO6	3	3	3	2	3	3
Average	2.6	2.5	2.5	2.5	2.3	2.6

SEM-I: - General Hindi- Prose, Short Stories Grammar & Letter writing

	PO1	PO2	PO3	PO4	PO5	PO6
CO1	3	2	3	3	2	3
CO2	3	3	3	2	2	3
CO3	2	3	3	3	3	2
CO4	2	2	2	3	2	3
CO5	3	2	2	2	3	2
CO6	3	3	3	3	3	3
%	2.6	2.5	2.6	2.6	2.3	2.6

SEM-I: Prose, Poetry and Grammar

	PO1	PO2	PO3	PO4	PO5	P06
CO1	2	1	1	2	4	2
CO2	4	2	5	2	2	4
CO3	5	2	4	2	1	2
CO4	1	4	2	4	2	2
Average	2.4	2.2	2.4	2.5	2.2	2.5

SEM-I: General Telugu

B.Sc	PO1	PO2	PO3	PO4	PO5	PO6
CO1	3	3	3	2	2	2
CO2	2	1	2	3	3	2
CO3	2	2	3	3	3	1
CO4	3	2	2	1	1	2
CO5	2	3	2	3	3	2
CO6	3	1	1	3	2	1
Average	2.5	2.0	2.1	2.5	2.3	1.6

Paper I: Differential Equations

CO\PO	PO- 1	PO- 2	PO- 3	PO- 4	PO- 5	PO- 6
CO-1	3	1	3	1	3	1
CO-2	2	1	3	1	2	1
CO-3	2	1	2	1	2	1
CO-4	3	1	2	1	3	1
CO-5	3	1	3	1	2	1
AVG	2.6	1	2.6	1	2.4	1

Paper-1: Mechanics, waves and Oscillations

CO/PO	PO 1	PO 2	PO 3	PO 4	PO 5	PO 6
CO1	1	2	2	3	2	3
CO2	1	2	2	3	2	3
CO3	1	2	2	3	2	3
CO4	1	2	2	3	2	3
Average	1	2	2	3	2	3

Paper-I: Inorganic & Physical Chemistry

	PO 1	PO 2	PO 3	PO 4	PO 5	PO 6
CO 1	2	3	2	2	2	3
CO 2	3	2	3	1	3	2
CO 3	1	2	3	1	3	3
AVG	2	2.33	2.66	1.33	2.66	2.66

Attainment level of each course in Sem-I for I B.Sc (MPC- EM)

Courses	No of students attended	No of students attained			CO_CCAA	CO_MSA	CO_FA
		CCAA	MSA	FA			
	(1)	(2)	(3)	(4)	(2)/(1)		(1)
A course in communication and soft skills	27	25	27	10	0.92	1	0.97
Prose, poetry and grammar	08	8	8	8	1	1	0.94
General Hindi- Prose, Short Stories Grammar & Letter writing	02	02	02	02	1	1	1
General Telugu	16	16	16	15	1	1	0.93
Differential Equations	28	28	23	5	1	0.82	0.18
Mechanics, waves and Oscillations	29	29	21	19	1	0.724	0.655
Inorganic & Physical Chemistry-1	29	29	22	3	1	0.759	0.103

I B.Sc. SEM-I (MPC- EM) Co-CURRICULAR ACTIVITY ASSESMENT ATTAINMENTS

POs	Maths I	PO Attainment	Weighted product	Phy I	PO Attainment	Weighted product	Chem I	PO Attainment	Weighted product	Eng I	PO Attainment	Weighted product	Tel I	PO Attainment	Weighted product	San I	PO Attainment	Weighted product	Hindhi I	PO Attainment	Weighted product	Weighted Sum of Pos	Sum of Weighed product	Sum of Weighed product/ Weighted Sum of POs
PO1	2.6	1	2.6	1	1	1	1.66	1	1.66	2.6	1	2.6	2.4	1	2.4	2.4	1	2.4	2.6	1	2.6	15.26	15.26	1
PO2	1	1	1	2	1	2	2.33	1	2.33	2.5	1	2.5	2.2	1	2.2	2.2	1	2.2	2.5	1	2.5	14.73	14.73	1
PO3	2.6	1	2.6	2	1	2	2.66	1	2.66	2.5	1	2.5	2.4	1	2.4	2.4	1	2.4	2.6	1	2.6	17.16	17.16	1
PO4	0	1	0	3	1	3	0.66	1	0.66	2.5	1	2.5	2.5	1	2.5	2.5	1	2.5	2.6	1	2.6	13.76	13.76	1
PO5	2.4	1	2.4	2	1	2	2.66	1	2.66	2.3	1	2.3	2.2	1	2.2	2.2	1	2.2	2.3	1	2.3	16.06	16.06	1
PO6	1	1	1	3	1	3	2.66	1	2.66	2.6	1	2.6	2.5	1	2.5	2.5	1	2.5	2.6	1	2.6	16.86	16.86	1

I B.Sc. SEM-I (MPC- EM) MID SEMESTER ASSESMENT ATTAINMENTS

POs	Maths I	PO Attainment	Weighted product	Phy I	PO Attainment	Weighted product	Chem I	PO Attainment	Weighted product	Eng I	PO Attainment	Weighted product	Tel I	PO Attainment	Weighted product	San I	PO Attainment	Weighted product	Hindhi I	PO Attainment	Weighted product	Weighted Sum of Pos	Sum of Weighed product	Sum of Weighed product/ Weighted Sum of POs
PO1	2.6	1	2.6	1	0.55	0.5	1.66	1	1.66	2.6	1	2.6	2.4	1	2.4	2.4	1	2.4	2.6	1	2.6	15.26	14.805	0.97018
PO2	1	1	1	2	0.55	1.1	2.33	1	2.33	2.5	1	2.5	2.2	1	2.2	2.2	1	2.2	2.5	1	2.5	14.73	13.82	0.93822
PO3	2.6	1	2.6	2	0.55	1.1	2.66	1	2.66	2.5	1	2.5	2.4	1	2.4	2.4	1	2.4	2.6	1	2.6	17.16	16.25	0.94697
PO4	0	1	0	3	0.55	1.6	0.66	1	0.66	2.5	1	2.5	2.5	1	2.5	2.5	1	2.5	2.6	1	2.6	13.76	12.395	0.9008
PO5	2.4	1	2.4	2	0.55	1.1	2.66	1	2.66	2.3	1	2.3	2.2	1	2.2	2.2	1	2.2	2.3	1	2.3	16.06	15.15	0.94334
PO6	1	1	1	3	0.55	1.6	2.66	1	2.66	2.6	1	2.6	2.5	1	2.5	2.5	1	2.5	2.6	1	2.6	16.86	15.495	0.91904

I B.Sc. SEM-I (MPC- EM) FINAL ASSESMENT ATTAINMENTS

POs	Maths I	PO Attainment	Weighted product	Phy I	PO Attainment	Weighted product	Chem I	PO Attainment	Weighted product	Eng I	PO Attainment	Weighted product	Tel I	PO Attainment	Weighted product	San I	PO Attainment	Weighted product	Hindhi I	PO Attainment	Weighted product	Weighted Sum of Pos	Sum of Weighed product	Sum of Weighed product/ Weighted Sum of POs
PO1	2.6	1	2.6	1	0.28	0.3	1.66	1	1.66	2.6	1	2.6	2.4	0.9	2.23	2.4	0.94	2.26	2.6	1	2.6	15.26	14.225	0.93218
PO2	1	1	1	2	0.28	0.6	2.33	1	2.33	2.5	1	2.5	2.2	0.9	2.05	2.2	0.94	2.07	2.5	1	2.5	14.73	12.998	0.88242
PO3	2.6	1	2.6	2	0.28	0.6	2.66	1	2.66	2.5	1	2.5	2.4	0.9	2.23	2.4	0.94	2.26	2.6	1	2.6	17.16	15.402	0.89755
PO4	0	1	0	3	0.28	0.8	0.66	1	0.66	2.5	1	2.5	2.5	0.9	2.33	2.5	0.94	2.4	2.6	1	2.6	13.76	11.316	0.82238
PO5	2.4	1	2.4	2	0.28	0.6	2.66	1	2.66	2.3	1	2.3	2.2	0.9	2.05	2.2	0.94	2.07	2.3	1	2.3	16.06	14.328	0.89215
PO6	1	1	1	3	0.28	0.8	2.66	1	2.66	2.6	1	2.6	2.5	0.9	2.33	2.5	0.94	2.4	2.6	1	2.6	16.86	14.416	0.85504

I B.Sc (MPC-EM) CO-PO Mapping tables SEM-II

1: Slight [Low]; 2: Moderate [Medium]; 3: Substantial [High], 4: (No Correlation)

SEM-II: A Course in Reading and Writing Skills

	PO1	PO2	PO3	PO4	PO5	PO6
CO1	2	2	2	2	2	3
CO2	3	2	3	1	2	1
CO3	3	3	2	2	2	2
CO4	2	3	1	3	3	3
CO5	2	3	3	2	2	2
CO6	2	2	2	3	3	3
	2.3	2.3	2.1	2.1	2.3	2.3

SEM-II: - General Hindi- Prose, Short Stories Grammar & Letter writing

	PO1	PO2	PO3	PO4	PO5	PO6
CO1	3	2	3	2	3	2
CO2	2	2	2	2	2	2
CO3	2	3	3	2	3	2
CO4	3	2	2	2	2	2
CO5	2	2	2	2	2	2
CO6	3	3	3	2	2	2
%	2.5	2.3	2.5	2	2.3	2

Paper-II: Poetry, Prose& Grammar -II

	PO1	PO2	PO3	PO4	PO5	P06
CO1	2	1	1	2	4	2
CO2	4	2	5	2	2	4
CO3	5	2	4	2	1	2
CO4	1	4	2	4	2	2
Average	2.4	2.2	2.4	2.5	2.5	2.5

Paper-II: General Telugu

B.Sc	PO1	PO2	PO3	PO4	PO5	PO6
CO1	3	3	3	2	2	2
CO2	2	1	2	3	3	2
CO3	2	2	3	3	3	1
CO4	3	2	2	1	1	2
CO5	2	3	2	3	3	2
CO6	3	1	1	3	2	1
Average	2.5	2.0	2.1	2.5	2.3	1.6

Paper II: Analytical Solid Geometry

CO\PO	PO- 1	PO- 2	PO- 3	PO- 4	PO- 5	PO- 6
CO-1	3	1	3	1	3	1
CO-2	2	1	2	1	2	1
CO-3	2	1	3	1	2	1
CO-4	3	1	2	1	3	1
CO-5	3	1	2	1	2	1
AVG	2.6	1	2.4	1	2.4	1

Paper-II: Wave optics

CO/PO	PO 1	PO 2	PO 3	PO 4	PO 5	PO 6
CO1	1	2	2	3	2	3
CO2	1	2	2	3	2	3
CO3	1	2	2	3	2	3
Average	1	2	2	3	2	3

Paper-II: Organic & General Chemistry

	PO 1	PO 2	PO 3	PO 4	PO 5	PO 6
CO 1	2	3	3	2	3	3
CO 2	2	2	1	2	3	1
CO 3	3	2	3	2	3	3
CO 4	2	3	2	1	2	1
AVG	2.25	2.5	2	1.75	2.7	1.75

Attainment level of each course in Sem-II for II B.Sc (MPC- EM)

Courses	No of students attended	No of students attended			CO_CCAA	CO_MSA	CO_FA
		CCAA	MSA	FA			
	(1)	(2)	(3)	(4)	(2)/(1)		(1)
A course in reading and writing skills	25	25	25	25	1	1	1
General Hindi- Prose, Short Stories Grammar & Letter writing	02	02	02	02	1	1	1
Prose, poetry and grammar-II	08	8	8	8	1	1	0.94
General Telugu	15	15	15	14	1	1	0.92
Analytical Solid Geometry	25	25	24	22	1	0.96	0.88
Wave Optics	25	25	22	20	1	0.88	0.80
Organic & General Chemistry-II	25	25	22	20	1	0.88	0.8

I B.Sc. SEM-II (MPC- EM) Co-CURRICULAR ACTIVITY ASSESMENT ATTAINMENTS

POs	Maths I	PO Attainment	Weighted product	Phy I	PO Attainment	Weighted product	Chem I	PO Attainment	Weighted product	Eng I	PO Attainment	Weighted product	Tel I	PO Attainment	Weighted product	San I	PO Attainment	Weighted product	Hindhi I	PO Attainment	Weighted product	Weighted Sum of Pos	Sum of Weighed product	Sum of Weighed product/ Weighted Sum of POs
PO1	2.6	1	2.6	1	1	1	2.25	1	2.25	2.3	1	2.3	2.1	1	2.4	2.4	1	2.4	2.5	1	2.5	15.15	15.45	1.0198
PO2	1	1	1	2	1	2	2.5	1	2.5	2.3	1	2.3	2.5	1	2.2	2.2	1	2.2	2.3	1	2.3	14.8	14.5	0.97973
PO3	2.4	1	2.4	2	1	2	2	1	2	2.1	1	2.1	2.5	1	2.4	2.4	1	2.4	2.5	1	2.5	15.9	15.8	0.99371
PO4	0	1	0	3	1	3	1.75	1	1.75	2.1	1	2.1	2.3	1	2.5	2.5	1	2.5	2	1	2	13.65	13.85	1.01465
PO5	2.4	1	2.4	2	1	2	2.7	1	2.7	2.3	1	2.3	2	1	2.5	2.2	1	2.2	2.3	1	2.3	15.9	16.4	1.03145
PO6	1	1	1	3	1	3	1.75	1	1.75	2.3	1	2.3	1.6	1	2.5	2.5	1	2.5	2	1	2	14.15	15.05	1.0636

I B.Sc. SEM-II (MPC- EM) MID SEMESTER ASSESMENT ATTAINMENTS

POs	Maths I	PO Attainment	Weighted product	Phy I	PO Attainment	Weighted product	Chem I	PO Attainment	Weighted product	Eng I	PO Attainment	Weighted product	Tel I	PO Attainment	Weighted product	San I	PO Attainment	Weighted product	Hindhi I	PO Attainment	Weighted product	Weighted Sum of Pos	Sum of Weighed product	Sum of Weighed product/ Weighted Sum of POs
PO1	2.6	1	2.6	1	0.91	0.9	2.25	0.8	1.84	2.3	1	2.3	2.1	1	2.4	2.4	1	2.5	1	2.5	2.6	13.65	15.15	1.10989
PO2	1	1	1	2	0.91	1.8	2.5	0.8	2.05	2.3	1	2.3	2.5	1	2.2	2.2	1	2.3	1	2.3	2.5	13.5	14.163	1.04911
PO3	2.4	1	2.4	2	0.91	1.8	2	0.8	1.64	2.1	1	2.1	2.5	1	2.4	2.4	1	2.5	1	2.5	2.6	14.4	15.454	1.07319
PO4	0	1	0	3	0.91	2.7	1.75	0.8	1.43	2.1	1	2.1	2.3	1	2.5	2.5	1	2	1	2	2.6	12.65	13.359	1.05605
PO5	2.4	1	2.4	2	0.91	1.8	2.7	0.8	2.21	2.3	1	2.3	2	1	2.5	2.2	1	2.3	1	2.3	2.3	14.6	15.827	1.08404
PO6	1	1	1	3	0.91	2.7	1.75	0.8	1.43	2.3	1	2.3	1.6	1	2.5	2.5	1	2	1	2	2.6	13.15	14.559	1.10715

I B.Sc. SEM-II (MPC- EM) FINAL ASSESMENT ATTAINMENTS

POs	Maths I	PO Attainment	Weighted product	Phy I	PO Attainment	Weighted product	Chem I	PO Attainment	Weighted product	Eng I	PO Attainment	Weighted product	Tel I	PO Attainment	Weighted product	San I	PO Attainment	Weighted product	Hindhi I	PO Attainment	Weighted product	Weighted Sum of Pos	Sum of Weighed product	Sum of Weighed product/ Weighted Sum of POs
PO1	2.6	1	2.6	1	0.91	0.9	2.25	0.9	2.05	2.3	1	2.3	2.1	0.9	1.93	2.4	0.94	0.94	2.5	1	2.5	15.15	13.226	0.873
PO2	1	1	1	2	0.91	1.8	2.5	0.9	2.27	2.3	1	2.3	2.5	0.9	2.3	2.2	0.94	0.94	2.3	1	2.3	14.8	12.931	0.87372
PO3	2.4	1	2.4	2	0.91	1.8	2	0.9	1.82	2.1	1	2.1	2.5	0.9	2.3	2.4	0.94	0.94	2.5	1	2.5	15.9	13.876	0.8727
PO4	0	1	0	3	0.91	2.7	1.75	0.9	1.59	2.1	1	2.1	2.3	0.9	2.12	2.5	0.94	0.94	2	1	2	13.65	11.474	0.84059
PO5	2.4	1	2.4	2	0.91	1.8	2.7	0.9	2.45	2.3	1	2.3	2	0.9	1.84	2.2	0.94	0.94	2.3	1	2.3	15.9	14.052	0.88377
PO6	1	1	1	3	0.91	2.7	1.75	0.9	1.59	2.3	1	2.3	1.6	0.9	1.75	2.5	0.94	0.94	2	1	2	14.15	12.306	0.86968

II B.Sc (MPC-EM) CO-PO Mapping Semester-III

SEM-III: A Course in Conversational Skills

	PO1	PO2	PO3	PO4	PO5	PO6
CO1	3	2	1	2	2	2
CO2	3	2	2	2	2	2
CO3	2	2	3	2	3	3
CO4	3	3	2	3	2	2
CO5	3	2	3	3	3	2
CO6	2	2	3	2	3	3
Average	2.6	2.1	2.3	2.3	2.5	2.3

SEM-III: Old and Modern Poetry & a History of Hindi Literature

	PO1	PO2	PO3	PO4	PO5	PO6
CO1	3	2	3	3	2	2
CO2	2	2	3	1	2	2
CO3	2	2	3	3	1	2
CO4	3	2	2	2	2	2
CO5	2	2	2	3	2	2
CO6	2	2	3	2	1	2
%	2.3	2	2.6	2.3	1.6	2

SEM-III: Drama, Upanishad, Alamkara & Sanskrit literature

	PO1	PO2	PO3	PO4	PO5	P06
CO1	2	1	1	2	4	2
CO2	4	2	5	2	2	4
CO3	5	2	4	2	1	2
CO4	1	4	2	4	2	2
Average	2.4	2.2	2.4	2.5	2.2	2.5

SEM-III: General Telugu

B.Sc	PO1	PO2	PO3	PO4	PO5	PO6
CO1	3	3	2	2	3	2
CO2	2	3	3	3	1	2
CO3	3	2	2	3	2	1
CO4	2	2	2	1	2	2
CO5	2	2	3	3	3	1
CO6	1	3	3	2	1	2
Average	2.1	2.5	2.5	2.3	2.0	1.6

Paper III: Abstract Algebra

CO\PO	PO- 1	PO- 2	PO- 3	PO- 4	PO- 5	PO- 6
CO-1	3	1	3	0	3	3
CO-2	2	1	2	0	2	2
CO-3	2	1	2	0	2	2
CO-4	2	1	3	0	3	3
CO-5	2	1	3	0	2	3
CO-6	3	1	2	0	2	2
AVG	2.33	1	2.5	0	2.33	2.5

Paper-III: Thermodynamics and Radiation Physics

CO/PO	PO 1	PO 2	PO 3	PO 4	PO 5	PO 6
CO1	1	2	2	3	3	3
CO2	1	2	2	3	3	3
CO3	1	2	2	3	3	3
CO4	1	2	2	3	3	3
CO5	1	2	2	3	3	3
Average	1	2	2	3	3	3

Paper-III: Organic Chemistry & Spectroscopy

	PO 1	PO 2	PO 3	PO 4	PO 5	PO 6
CO 1	3	3	3	2	3	3
CO 2	3	3	3	3	3	3
CO 3	3	2	3	2	3	3
CO 4	3	3	3	3	3	3
	3	2.75	3	2.5	3	3

Attainment level of each course in Sem-III for II B.Sc (MPC- EM)

Courses	No of students attended	No of students attained			CO_CCAA	CO_MSA	CO_FA
		CCAA	MSA	FA			
	(1)	(2)	(3)	(4)	(2)/(1)	(3)/(1)	(4)/(1)
A Course in Conversational Skills	25	25	25	24	1	1	0.96
Old and Modern Poetry & a History of Hindi Literature	02	02	02	02	1	1	1
Drama, Upanishad, Alamkara & Sanskrit literature	08	8	8	8	1	1	0.94
General Telugu	15	12	15	15	0.8	1	1
Abstract Algebra	25	25	15	16	1	0.6	0.64
Thermodynamics and Radiation Physics	25	24	16	16	0.96	0.64	0.64
Organic Chemistry & Spectroscopy-III	25	25	15	16	1	0.6	0.64

II B.Sc. SEM-III (MPC- EM) Co-CURRICULAR ACTIVITY ASSESMENT ATTAINMENTS

POs	Maths I	PO Attainment	Weighted product	Phy I	PO Attainment	Weighted product	Chem I	PO Attainment	Weighted product	Eng I	PO Attainment	Weighted product	Tel I	PO Attainment	Weighted product	San I	PO Attainment	Weighted product	Hindhi I	PO Attainment	Weighted product	Weighted Sum of Pos	Sum of Weighed product	Sum of Weighed product/ Weighted Sum of POs
PO1	2.33	1	2.33	1	1	1	3	1	3	2.6	1	2.6	2.1	1	2.1	2.4	1	2.4	2.3	1	2.3	15.73	15.73	1
PO2	1	1	1	2	1	2	2.75	1	2.75	2.1	1	2.1	2.5	1	2.5	2.25	1	2.25	2	1	2	14.6	14.6	1
PO3	2.5	1	2.5	2	1	2	3	1	3	2.3	1	2.3	2.5	1	2.5	2.4	1	2.4	2.6	1	2.6	17.3	17.3	1
PO4	0	1	0	3	1	3	2.5	1	2.5	2.3	1	2.3	2.3	1	2.3	2.5	1	2.5	2.3	1	2.3	14.9	14.9	1
PO5	2.33	1	2.33	3	1	3	3	1	3	2.5	1	2.5	2	1	2	2.25	1	2.25	1.6	1	1.6	16.68	16.68	1
PO6	1	1	1	3	1	3	3	1	3	2.3	1	2.3	1.6	1	1.6	2.5	1	2.5	2	1	2	15.4	15.4	1

II B.Sc. SEM-III (MPC- EM) MID SEMESTER ASSESMENT ATTAINMENTS

POs	Maths I	PO Attainment	Weighted product	Phy I	PO Attainment	Weighted product	Chem I	PO Attainment	Weighted product	Eng I	PO Attainment	Weighted product	Tel I	PO Attainment	Weighted product	San I	PO Attainment	Weighted product	Hindhi I	PO Attainment	Weighted product	Weighted Sum of Pos	Sum of Weighed product	Sum of Weighed product/ Weighted Sum of POs
PO1	2.33	0.4	0.85	1	0.37	0.4	3	0.8	2.45	2.6	1	2.6	2.1	1	2.1	2.4	1	2.4	2.3	1	2.3	15.73	13.07	0.8309
PO2	1	0.4	0.36	2	0.37	0.7	2.75	0.8	2.25	2.1	1	2.1	2.5	1	2.5	2.25	1	2.25	2	1	2	14.6	12.196	0.83534
PO3	2.5	0.4	0.91	2	0.37	0.7	3	0.8	2.45	2.3	1	2.3	2.5	1	2.5	2.4	1	2.4	2.6	1	2.6	17.3	13.896	0.80324
PO4	0	0.4	0	3	0.37	1.1	2.5	0.8	2.05	2.3	1	2.3	2.3	1	2.3	2.5	1	2.5	2.3	1	2.3	14.9	12.543	0.84181
PO5	2.33	0.4	0.85	3	0.37	1.1	3	0.8	2.45	2.5	1	2.5	2	1	2	2.25	1	2.25	1.6	1	1.6	16.68	12.752	0.76451
PO6	1	0.4	0.36	3	0.37	1.1	3	0.8	2.45	2.3	1	2.3	1.6	1	1.6	2.5	1	2.5	2	1	2	15.4	12.316	0.79974

II B.Sc. SEM-III (MPC- EM) FINAL ASSESMENT ATTAINMENTS

POs	Maths IV	PO Attainment	Weighted product	MAT V	PO Attainment	Weighted product	PHY IV	PO Attainment	Weighted product	PHY-V	PO Attainment	Weighted product	CHE-IV	PO Attainment	Weighted product	CHE-V	PO Attainment	Weighted product	Hindhi I	PO Attainment	Weighted product	Weighted Sum of Pos	Sum of Weighed product	Sum of Weighed product/ Weighted Sum of POs
PO1	2.33	1	2.33	1	0.82	0.8	3	0.8	2.45	2.6	1	2.5	2.1	1	2.1	2.4	0.94	2.26	2.3	1	2.3	15.73	14.748	0.93757
PO2	1	1	1	2	0.82	1.6	2.75	0.8	2.25	2.1	1	2	2.5	1	2.5	2.25	0.94	2.12	2	1	2	14.6	13.511	0.92541
PO3	2.5	1	2.5	2	0.82	1.6	3	0.8	2.45	2.3	1	2.2	2.5	1	2.5	2.4	0.94	2.26	2.6	1	2.6	17.3	16.146	0.93329
PO4	0	1	0	3	0.82	2.5	2.5	0.8	2.05	2.3	1	2.2	2.3	1	2.3	2.5	0.94	2.35	2.3	1	2.3	14.9	13.649	0.91604
PO5	2.33	1	2.33	3	0.82	2.5	3	0.8	2.45	2.5	1	2.4	2	1	2	2.25	0.94	2.12	1.6	1	1.6	16.68	15.353	0.92044
PO6	1	1	1	3	0.82	2.5	3	0.8	2.45	2.3	1	2.2	1.6	1	1.6	2.5	0.94	2.35	2	1	2	15.4	14.058	0.91286

II B.Sc (MPC-EM) CO-PO Mapping Semester-IV

Paper -IV: Real analysis

CO\PO	PO- 1	PO- 2	PO- 3	PO- 4	PO- 5	PO- 6
CO-1	3	1	3	1	3	1
CO-2	2	1	2	1	2	1
CO-3	2	1	3	1	2	1
CO-4	3	1	3	1	3	1
AVG	2.5	1	2.8	1	2.5	1

Paper -V: Linear Algebra

CO\PO	PO- 1	PO- 2	PO- 3	PO- 4	PO- 5	PO- 6
CO-1	3	1	3	1	3	1
CO-2	2	1	2	1	2	1
CO-3	2	1	3	1	2	1
CO-4	3	1	3	1	3	1
AVG	2.5	1	2.8	1	2.5	1

Paper-IV: Electricity, Magnetism and Electronics

CO/PO	PO 1	PO 2	PO 3	PO 4	PO 5	PO 6
CO1	1	1	2	3	3	3
CO2	1	1	2	3	3	3
CO3	1	1	2	3	3	3
CO4	1	1	2	3	3	3
CO5	1	1	2	3	3	3
CO6	1	1	2	3	3	3
Average	1	1	2	3	3	3

Paper-V: Modern physics

CO/PO	PO 1	PO 2	PO 3	PO 4	PO 5	PO 6
CO1	1	1	2	3	3	3
CO2	1	1	2	3	3	3
CO3	1	1	2	3	3	3
CO4	1	1	2	3	3	3
CO5	1	1	2	3	3	3
CO6	1	1	2	3	3	3
Average	1	1	2	3	3	3

Paper-IV: Inorganic, Organic & Physical Chemistry

	PO 1	PO 2	PO 3	PO 4	PO 5	PO 6
CO 1	2	2	2	3	3	3
CO 2	3	2	3	3	3	2
CO 3	2	2	3	3	3	3
CO 4	3	3	3	1	3	1
AVG	2.5	2.5	2.75	2.5	3	2.25

Paper-V: Inorganic & Physical Chemistry

	PO 1	PO 2	PO 3	PO 4	PO 5	PO 6
CO 1	2	2	1	3	2	2
CO 2	3	3	2	3	2	2
CO 3	2	1	1	3	2	2
CO 4	2	2	1	3	2	1
AVG	2.25	2.25	1.25	3	2	1.75

Attainment level of each course in Sem-IV for II B.Sc (MPC- EM)

Courses	No of students attended	No of students attained			CO_CCAA	CO_MSA	CO_FA
		CCAA	MSA	FA			
	(1)	(2)	(3)	(4)	(2)/(1)	(3)/(1)	(4)/(1)
Real analysis-IV	22	22	19	19	1	0.86	0.86
Linear Algebra-V	22	22	20	20	1	0.90	0.90
Electricity, Magnetism and Electronics	22	22	19	16	1	0.863	0.727
Modern Physics	22	22	19	15	1	0.863	0.681
Inorganic, Organic & Physical Chemistry-IV	22	22	11	11	1	0.5	0.5
Inorganic & Physical Chemistry-V	22	22	16	22	1	0.727	1

II B.Sc. SEM-IV (MPC- EM) Co-CURRICULAR ACTIVITY ASSESMENT ATTAINMENTS

POs	Maths IV	PO Attainment	Weighted product	MAT V	PO Attainment	Weighted product	PHY IV	PO Attainment	Weighted product	PHY-V	PO Attainment	Weighted product	CHE-IV	PO Attainment	Weighted product	CHE-V	PO Attainment	Weighted product	Weighted Sum of Pos	Sum of Weighted product	Sum of Weighted product/Weighted Sum of POs
PO1	2.33	1	2.33	1	0.82	0.8	3	0.8	2.45	2.6	1	2.5	2.1	1	2.1	2.4	0.94	2.26	13.43	12.448	0.9269
PO2	1	1	1	2	0.82	1.6	2.75	0.8	2.25	2.1	1	2	2.5	1	2.5	2.25	0.94	2.12	12.6	11.511	0.9136
PO3	2.5	1	2.5	2	0.82	1.6	3	0.8	2.45	2.3	1	2.2	2.5	1	2.5	2.4	0.94	2.26	14.7	13.546	0.9215
PO4	0	1	0	3	0.82	2.5	2.5	0.8	2.05	2.3	1	2.2	2.3	1	2.3	2.5	0.94	2.35	12.6	11.349	0.9007
PO5	2.33	1	2.33	3	0.82	2.5	3	0.8	2.45	2.5	1	2.4	2	1	2	2.25	0.94	2.12	15.08	13.753	0.912
PO6	1	1	1	3	0.82	2.5	3	0.8	2.45	2.3	1	2.2	1.6	1	1.6	2.5	0.94	2.35	13.4	12.058	0.8999

II B.Sc. SEM-IV (MPC- EM) MID SEMESTER ASSESMENT ATTAINMENTS

POs	Maths IV	PO Attainment	Weighted product	MAT V	PO Attainment	Weighted product	PHY IV	PO Attainment	Weighted product	PHY-V	PO Attainment	Weighted product	CHE-IV	PO Attainment	Weighted product	CHE-V	PO Attainment	Weighted product	Weighted Sum of Pos	Sum of Weighted product	Sum of Weighted product/Weighted Sum of POs
PO1	2.33	1	2.33	1	0.82	0.8	3	0.8	2.45	2.6	1	2.5	2.1	1	2.1	2.4	0.94	2.26	13.43	12.448	0.9269
PO2	1	1	1	2	0.82	1.6	2.75	0.8	2.25	2.1	1	2	2.5	1	2.5	2.25	0.94	2.12	12.6	11.511	0.9136
PO3	2.5	1	2.5	2	0.82	1.6	3	0.8	2.45	2.3	1	2.2	2.5	1	2.5	2.4	0.94	2.26	14.7	13.546	0.9215
PO4	0	1	0	3	0.82	2.5	2.5	0.8	2.05	2.3	1	2.2	2.3	1	2.3	2.5	0.94	2.35	12.6	11.349	0.9007
PO5	2.33	1	2.33	3	0.82	2.5	3	0.8	2.45	2.5	1	2.4	2	1	2	2.25	0.94	2.12	15.08	13.753	0.912
PO6	1	1	1	3	0.82	2.5	3	0.8	2.45	2.3	1	2.2	1.6	1	1.6	2.5	0.94	2.35	13.4	12.058	0.8999

II B.Sc. SEM-IV (MPC- EM) FINAL ASSESMENT ATTAINMENTS

POs	Maths IV	PO Atta inm ent	Weig hed prod uct	MAT V	PO Atta inm ent	Wei ghed prod uct	PHY IV	PO Att ain me nt	Weig hed prod uct	PH Y-V	PO Att ain me nt	Wei ghe d prod uct	CHE IV	PO Atta inm ent	Weig hed produ ct	CHE-V	PO Attai nme nt	Weig hed produ ct	Weight ed Sum of Pos	Sum of Weigh ed produc t	Sum of Weighe d product/ Weighte d Sum of POs
PO1	2.33	1	2.33	1	0.82	0.8	3	0.8	2.45	2.6	1	2.5	2.1	1	2.1	2.4	0.94	2.26	13.43	12.448	0.9269
PO2	1	1	1	2	0.82	1.6	2.75	0.8	2.25	2.1	1	2	2.5	1	2.5	2.25	0.94	2.12	12.6	11.511	0.9136
PO3	2.5	1	2.5	2	0.82	1.6	3	0.8	2.45	2.3	1	2.2	2.5	1	2.5	2.4	0.94	2.26	14.7	13.546	0.9215
PO4	0	1	0	3	0.82	2.5	2.5	0.8	2.05	2.3	1	2.2	2.3	1	2.3	2.5	0.94	2.35	12.6	11.349	0.9007
PO5	2.33	1	2.33	3	0.82	2.5	3	0.8	2.45	2.5	1	2.4	2	1	2	2.25	0.94	2.12	15.08	13.753	0.912
PO6	1	1	1	3	0.82	2.5	3	0.8	2.45	2.3	1	2.2	1.6	1	1.6	2.5	0.94	2.35	13.4	12.058	0.8999

**A.S.D GOVT. DEGREE COLLEGE FOR WOMEN (A) KAKINADA
ACADEMIC YEAR 2022-23**

III B.Sc (MPC-EM) CO-PO Mapping tables V-SEM

1: Slight [Low]; 2: Moderate [Medium]; 3: Substantial [High], 4: (No Correlation)

PAPER-VI: NUMERICAL METHODS

	Po1	Po2	Po3	Po4	Po5	Po6
Co1	1	1	1	2	3	1
Co2	1	2	1	1	3	1
Co3	1	1	1	3	3	2
Co4	1	2	1	2	2	2
Co5	1	1	1	2	2	2
avg	1	1.4	1	2	2.6	1.6

PAPER-VII: MATHEMATICAL SPECIAL FUNCTIONS

	Po1	Po2	Po3	Po4	Po5	Po6
Co1	1	1	1	2	3	1
Co2	1	2	1	1	3	1
Co3	1	1	1	3	3	2
Co4	1	2	1	2	2	2
Co5	1	1	1	2	2	2
avg	1	1.4	1	2	2.6	1.6

PAPER-VI: LOW TEMPERATURE PHYSICS AND REFRIGERATION

C0-PO	PO1	PO2	PO3	PO4	PO5	PO6
CO1	3	2	2	2	2	3
CO2	2	3	2	2	3	2
CO3	2	2	3	2	2	2
CO4	2	2	3	3	2	3
Weighted average	2.25	2.25	2.5	2.25	2.25	2.5

PAPER-VII: SOLAR ENERGY AND APPLICATIONS

C0-PO	PO1	PO2	PO3	PO4	PO5	PO6
CO1	3	2	3	2	2	3
CO2	2	2	3	2	3	2
CO3	2	2	2	3	2	3
CO4	2	2	3	2	2	2
Weighted average	2.25	2	2.75	2.25	2.25	2.25

Paper-VI: Environmental chemistry

	PO1	PO2	PO3	PO4	PO5	PO6
CO1	2	4	4	-	2	2
CO2	1	3	4	-	1	2
CO3	2	3	4	-	2	2
CO4	1	3	3	1	3	1
Avg	1.5	3.25	3.75	0.25	2	1.75

Paper VII: Green chemistry and Nanotechnology

	PO1	PO2	PO3	PO4	PO5	PO6
CO1	3	3	4	2	1	2
CO2	1	2	3	1	1	2
CO3	3	3	3	1	1	1
CO4	3	3	3	2	3	3
Avg	2.5	2.75	3.25	1.5	1.5	2

Attainment level of each course in Sem-V for B.Sc (MPC-EM)

Courses	No of students attended	No of students attained			CO_CCAA	CO_MSA	CO_FA
		CCAA(≥ 7)	MSA(≥ 8)	FA(≥ 26)			
	(1)	(2)	(3)	(4)	(2)/(1)	(3)/(1)	(4)/(1)
Numerical Methods	22	22	19	19	1	0.86	0.86
Mathematical Special Function	22	22	18	17	1	0.81	0.77
Low Temperature Physics and Refrigeration	22	22	20	22	1	0.90	1
Solar Energy and Applications	22	22	20	22	1	0.77	1
Environmental chemistry	22	22	20	21	1	0.909	0.955
Green chemistry and Nanotechnology	22	22	9	22	1	0.409	1

III B.Sc. SEM-V (MPC-EM) CO-CURRICULAR ACTIVITY ASSESMENT ATTAINMENTS

PO s	Math s VI	PO Attain ment	Weigh ted produ ct	Math s VII	PO Attai nmen t	Wei ghte d prod uct	Phy VI	PO Attai nmen t	Weig hted prod uct	Phy VII	PO Attai nmen t	Wei ghte d prod uct	Che VI	PO Attai nmen t	Wei ghte d prod uct	Che VII	PO Attai nmen t	Weighte d product	Weighte d Sum	Weighte d Sum	Weighte d Average
PO1	1	1	1	1	1	1	2.25	1	2.25	2.25	1	2.25	1.5	1	1.5	2.5	1	2.5	10.5	10.22	0.973
PO2	1.4	1	1.4	1.4	1	1.4	2.25	1	2.25	2.0	1	2.0	3.25	1	3.25	2.75	1	2.75	13.05	12.658	0.969
PO3	1	1	1	1	1	1	2.5	1	2.5	2.75	1	2.75	3.75	1	3.75	3.25	1	3.25	14.5	13.97	0.963
PO4	2	1	2	2	1	2	2.25	1	2.25	2.25	1	2.25	0.25	1	0.25	1.5	1	1.5	10.25	9.69	0.945
PO5	2.6	1	2.6	2.6	1	2.6	2.25	1	2.25	2.25	1	2.25	2.0	1	2.0	1.5	1	1.5	13.2	12.472	0.944
PO6	1.6	1	1.6	1.6	1	1.6	2.5	1	2.5	2.25	1	2.25	1.75	1	1.75	2.0	1	2.0	11.7	11.252	0.961

III B.Sc. SEM V (MPC-EM) MID SEMESTER ACTIVITY ASSESMENT ATTAINMENTS

PO s	Maths VI	PO Attainment	Weighted product	Maths VII	PO Attainment	Weighted product	Phy VI	PO Attainment	Weighted product	Phy VII	PO Attainment	Weighted product	Che VI	PO Attainment	Weighted product	Ch eV II	PO Attainment	Weighted product	Weighted Sum	Weighted Sum	Weighted Average
PO1	1	0.86	0.86	1	0.81	0.81	2.25	0.90	2.025	2.25	0.77	1.732	1.5	0.909	1.363	2.5	0.409	1.02	10.5	7.812	0.744
PO2	1.4	0.86	1.204	1.4	0.81	1.134	2.25	0.90	2.025	2.0	0.77	1.54	3.25	0.909	2.95	2.75	0.409	1.124	13.05	9.977	0.764
PO3	1	0.86	0.86	1	0.81	0.81	2.5	0.90	2.25	2.75	0.77	2.117	3.75	0.909	3.712	3.25	0.409	1.329	14.25	11.078	0.777
PO4	2	0.86	1.72	2	0.81	1.62	2.25	0.90	2.025	2.25	0.77	1.732	0.25	0.909	0.247	1.5	0.409	0.613	9.5	7.957	0.837
PO5	2.6	0.86	2.236	2.6	0.81	2.106	2.25	0.90	2.025	2.25	0.77	1.732	2.0	0.909	1.98	1.5	0.409	0.613	13.2	10.692	0.81
PO6	1.6	0.86	1.376	1.6	0.81	1.296	2.5	0.90	2.25	2.25	0.77	1.732	1.75	0.909	1.59	2.0	0.409	0.818	10.95	9.062	0.827

III B.Sc. SEM-V (MPC-EM) FINAL ASSESMENT ATTAINMENTS

PO s	Maths VI	PO Attainment	Weighted product	Maths VII	PO Attainment	Weighted product	Phy VI	PO Attainment	Weighted product	Phy VII	PO Attainment	Weighted product	Che VI	PO Attainment	Weighted product	Ch eV II	PO Attainment	Weighted product	Weighted Sum	Weighted Sum	Weighted Average
PO1	1	0.86	0.86	1	0.77	0.77	2.25	1	2.25	2.25	1	2.25	1.5	0.955	1.432	2.5	1	2.5	10.5	10.062	0.958
PO2	1.4	0.86	1.204	1.4	0.77	1.078	2.25	1	2.25	2.0	1	2.0	3.25	0.955	3.103	2.75	1	2.75	13.05	12.385	0.949
PO3	1	0.86	0.86	1	0.77	0.77	2.5	1	2.5	2.75	1	2.75	3.75	0.955	3.58	3.25	1	3.25	14.25	13.71	0.962
PO4	2	0.86	1.72	2	0.77	1.54	2.25	1	2.25	2.25	1	2.25	0.25	0.955	0.238	1.5	1	1.5	9.5	9.498	0.999
PO5	2.6	0.86	2.236	2.6	0.77	2.002	2.25	1	2.25	2.25	1	2.25	2.0	0.955	1.91	1.5	1	1.5	13.2	12.148	0.920
PO6	1.6	0.86	1.376	1.6	0.77	1.232	2.5	1	2.5	2.25	1	2.25	1.75	0.955	1.671	2.0	1	2.0	10.95	11.029	1

B.Sc. MPC-EM CO-CURRICULAR ACTIVITY ASSESMENT ATTAINMENTS

Po'S	Sum of weighted product/ weighted sum of Pos Sem-I	Sum of weighted product/ weighted sum of Pos Sem-II	Sum of weighted product/ weighted sum of Pos Sem-III	Sum of weighted product/ weighted sum of Pos Sem-IV	Sum of weighted product/ weighted sum of Pos Sem-V	Average of PO's attained	% of attainment
PO1	1	1.0198	1	0.9269	0.973	0.98394	98.39%
PO2	1	0.97973	1	0.9136	0.969	0.972466	97.24%
PO3	1	0.99371	1	0.9215	0.963	0.975642	98%
PO4	1	1.01465	1	0.9007	0.945	0.97207	97.20%
PO5	1	1.03145	1	0.912	0.944	0.97749	98%
PO6	1	1.0636	1	0.8999	0.961	0.9849	98.49%


III B.Sc. SEM V (MPC-EM) MID SEMESTER ACTIVITY ASSESMENT ATTAINMENTS

Po'S	Sum of weighted product/ weighted sum of Pos Sem-I	Sum of weighted product/ weighted sum of Pos Sem-II	Sum of weighted product/ weighted sum of Pos Sem-III	Sum of weighted product/ weighted sum of Pos Sem-IV	Sum of weighted product/ weighted sum of Pos Sem-V	Average of PO's attained	% of attainment
PO1	0.97018	1.10989	0.8309	0.9269	0.744	0.916374	91.63%
PO2	0.93822	1.04911	0.83534	0.9136	0.764	0.900054	90.00%
PO3	0.94697	1.07319	0.80324	0.9215	0.777	0.90438	90%
PO4	0.9008	1.05605	0.84181	0.9007	0.837	0.907272	90.72%
PO5	0.94334	1.08404	0.76451	0.912	0.81	0.902778	90%
PO6	0.91904	1.10715	0.79974	0.8999	0.827	0.910566	91.05%

III B.Sc. SEM-V (MPC-EM) FINAL ASSESMENT ATTAINMENTS

Po'S	Sum of weighted product/ weighted sum of Pos Sem-I	Sum of weighted product/ weighted sum of Pos Sem-II	Sum of weighted product/ weighted sum of Pos Sem-III	Sum of weighted product/ weighted sum of Pos Sem-IV	Sum of weighted product/ weighted sum of Pos Sem-V	Average of PO's attained	% of attainment
PO1	0.93218	0.873	0.93757	0.9269	0.958	0.92553	92.55%
PO2	0.88242	0.87372	0.92541	0.9136	0.949	0.90883	90.88%
PO3	0.89755	0.8727	0.93329	0.9215	0.962	0.917408	92%
PO4	0.82238	0.84059	0.91604	0.9007	0.999	0.895742	89.57%
PO5	0.89215	0.88377	0.92044	0.912	0.92	0.905672	91%
PO6	0.85504	0.86968	0.91286	0.8999	1	0.907496	90.74%




 PRINCIPAL
A.S.D. GOVT. DEGREE COLLEGE (W)
AUTONOMOUS
KAKINADA

Signature of the Principal

**A.S.D GOVT. DEGREE COLLEGE FOR WOMEN (A) KAKINADA
ACADEMIC YEAR 2022-23**

**Mapping Course Outcomes 2020-21 admitted batch with Programme Outcomes
I B.Sc (MPC-TM) CO-PO Mapping tables SEM-I**

1: Slight [Low]; 2: Moderate [Medium]; 3: Substantial [High], 4: (No Correlation)

SEM-I: A COURSE IN COMMUNICATION AND SOFT SKILLS

	PO1	PO2	PO3	PO4	PO5	PO6
CO1	2	3	2	3	2	3
CO2	3	2	3	3	2	3
CO3	2	2	3	2	2	2
CO4	3	3	2	2	2	3
CO5	3	2	2	3	3	2
CO6	3	3	3	2	3	3
Average	2.6	2.5	2.5	2.5	2.3	2.6

SEM-I: PROSE, POETRY AND GRAMMAR

	PO1	PO2	PO3	PO4	PO5	P06
CO1	2	1	1	2	4	2
CO2	4	2	5	2	2	4
CO3	5	2	4	2	1	2
CO4	1	4	2	4	2	2
Average	2.4	2.2	2.4	2.5	2.2	2.5

SEM-I: General Telugu

B.Sc	PO1	PO2	PO3	PO4	PO5	PO6
CO1	3	3	3	2	2	2
CO2	2	1	2	3	3	2
CO3	2	2	3	3	3	1
CO4	3	2	2	1	1	2
CO5	2	3	2	3	3	2
CO6	3	1	1	3	2	1
Average	2.5	2.0	2.1	2.5	2.3	1.6

Paper I: Differential Equations

CO\PO	PO- 1	PO- 2	PO- 3	PO- 4	PO- 5	PO- 6
CO-1	3	1	3	1	3	1
CO-2	2	1	3	1	2	1
CO-3	2	1	2	1	2	1
CO-4	3	1	2	1	3	1
CO-5	3	1	3	1	2	1
AVG	2.6	1	2.6	1	2.4	1

Paper-1: Mechanics, waves and Oscillations

CO/PO	PO 1	PO 2	PO 3	PO 4	PO 5	PO 6
CO1	1	2	2	3	2	3
CO2	1	2	2	3	2	3
CO3	1	2	2	3	2	3
CO4	1	2	2	3	2	3
Average	1	2	2	3	2	3

Paper-I: Inorganic & Physical Chemistry

	PO 1	PO 2	PO 3	PO 4	PO 5	PO 6
CO 1	2	3	2	2	2	3
CO 2	3	2	3	1	3	2
CO 3	1	2	3	1	3	3
AVG	2	2.33	2.66	1.33	2.66	2.66

Attainment level of each course in Sem-I for I B.Sc (MPC- TM)

Courses	No of students attended	No of students attained			CO_CCAA	CO_MSA	CO_FA
		CCAA	MSA	FA			
	(1)	(2)	(3)	(4)	(2)/(1)		(1)
A course in communication and soft skills	11	10	11	9	0.90	1	0.81
Prose, poetry and grammar	3	3	3	3	1	1	1
General Telugu	08	08	08	08	1	1	1
Differential Equations	11	11	9	11	1	0.818	1
Mechanics, waves and Oscillations	11	11	6	3	1	0.5454	0.277
Inorganic & Physical Chemistry-1	11	11	10	1	1	0.909	0.091

I B.Sc. SEM-I (MPC- TM) Co-CURRICULAR ACTIVITY ASSESMENT ATTAINMENTS

POs	Maths I	PO Attainment	Weighted product	Phy I	PO Attainment	Weighted product	Chem I	PO Attainment	Weighted product	Eng I	PO Attainment	Weighted product	Tel I	PO Attainment	Weighted product	San I	PO Attainment	Weighted product	Weighted Sum of Pos	Sum of Weighted product	Sum of Weighted product/ Weighted Sum
PO1	2.6	1	2.6	1	1	1	2	1	2	2.6	1	2.6	2.5	1	2.5	2.4	0.6	1.44	13.1	12.14	0.9267
PO2	1	1	1	2	1	2	2.33	1	2.33	2.5	1	2.5	2	1	2	2.2	0.6	1.32	12.03	11.15	0.9268
PO3	2.6	1	2.6	2	1	2	2.66	1	2.66	2.5	1	2.5	2.1	1	2.1	2.4	0.6	1.44	14.26	13.3	0.9327
PO4	1	1	1	3	1	3	1.33	1	1.33	2.5	1	2.5	2.5	1	2.5	2.5	0.6	1.5	12.83	11.83	0.9221
PO5	2.4	1	2.4	2	1	2	2.66	1	2.66	2.3	1	2.3	2.3	1	2.3	2.2	0.6	1.32	13.86	12.98	0.9365
PO6	1	1	1	3	1	3	2.66	1	2.66	2.6	1	2.6	1.6	1	1.6	2.5	0.6	1.5	13.36	12.36	0.9251

I B.Sc. SEM-I (MPC- TM) MID SEMESTER ASSESMENT ATTAINMENTS

Pos	Maths I	PO Attainment	Weighted product	Phy I	PO Attainment	Weighted product	Chem I	PO Attainment	Weighted product	Eng I	PO Attainment	Weighted product	Tel I	PO Attainment	Weighted product	San I	PO Attainment	Weighted product	Weighted Sum of Pos	Sum of Weighted product	Sum of Weighted product/Weighted Sum of POs
PO1	2.6	0.818	2.13	1	0.545	0.545	2	0.909	1.82	2.6	1	2.6	2.5	1	2.5	2.4	1	2.4	13.1	11.99	0.9153
PO2	1	0.818	0.82	2	0.545	1.09	2.33	0.909	2.12	2.5	1	2.5	2	1	2	2.2	1	2.2	12.03	10.726	0.8916
PO3	2.6	0.818	2.13	2	0.545	1.09	2.66	0.909	2.42	2.5	1	2.5	2.1	1	2.1	2.4	1	2.4	14.26	12.635	0.886
PO4	1	0.818	0.82	3	0.545	1.635	1.33	0.909	1.21	2.5	1	2.5	2.5	1	2.5	2.5	1	2.5	12.83	11.161	0.8699
PO5	2.4	0.818	1.96	2	0.545	1.09	2.66	0.909	2.42	2.3	1	2.3	2.3	1	2.3	2.2	1	2.2	13.86	12.268	0.8851
PO6	1	0.818	0.82	3	0.545	1.635	2.66	0.909	2.42	2.6	1	2.6	1.6	1	1.6	2.5	1	2.5	13.36	11.571	0.8661

I B.Sc. SEM-I (MPC- TM) FINAL ASSESMENT ATTAINMENTS

POs	Maths I	PO Attainment	Weighted product	Phy I	PO Attainment	Weighted product	Chem I	PO Attainment	Weighted product	Eng I	PO Attainment	Weighted product	Tel I	PO Attainment	Weighted product	San I	PO Attainment	Weighted product	Weighted Sum of Pos	Sum of Weighted product	Sum of Weighted product/ Weighted Sum of POs
PO1	2.6	1	2.6	1	0.277	0.277	2	0.091	0.18	2.6	1	2.6	2.5	1	2.5	2.4	1	2.4	13.1	10.559	0.806
PO2	1	1	1	2	0.277	0.554	2.33	0.091	0.21	2.5	1	2.5	2	1	2	2.2	1	2.2	12.03	8.466	0.7037
PO3	2.6	1	2.6	2	0.277	0.554	2.66	0.091	0.24	2.5	1	2.5	2.1	1	2.1	2.4	1	2.4	14.26	10.396	0.729
PO4	1	1	1	3	0.277	0.831	1.33	0.091	0.12	2.5	1	2.5	2.5	1	2.5	2.5	1	2.5	12.83	9.452	0.7367
PO5	2.4	1	2.4	2	0.277	0.554	2.66	0.091	0.24	2.3	1	2.3	2.3	1	2.3	2.2	1	2.2	13.86	9.996	0.7212
PO6	1	1	1	3	0.277	0.831	2.66	0.091	0.24	2.6	1	2.6	1.6	1	1.6	2.5	1	2.5	13.36	8.773	0.6567

I B.Sc (MPC-TM) CO-PO Mapping tables SEM-II

1: Slight [Low]; 2: Moderate [Medium]; 3: Substantial [High], 4: (No Correlation)

SEM-II: A Course in Reading And Writing Skills

	PO1	PO2	PO3	PO4	PO5	PO6
CO1	2	2	2	2	2	3
CO2	3	2	3	1	2	1
CO3	3	3	2	2	2	2
CO4	2	3	1	3	3	3
CO5	2	3	3	2	2	2
CO6	2	2	2	3	3	3
	2.3	2.3	2.1	2.1	2.3	2.3

Paper-II: Poetry, Prose & Grammar -II

	PO1	PO2	PO3	PO4	PO5	P06
CO1	2	1	1	2	4	2
CO2	4	2	5	2	2	4
CO3	5	2	4	2	1	2
CO4	1	4	2	4	2	2
Average	2.4	2.2	2.4	2.5	2.5	2.5

Paper-II: General Telugu

B.Sc	PO1	PO2	PO3	PO4	PO5	PO6
CO1	3	3	3	2	2	2
CO2	2	1	2	3	3	2
CO3	2	2	3	3	3	1
CO4	3	2	2	1	1	2
CO5	2	3	2	3	3	2
CO6	3	1	1	3	2	1
Average	2.5	2.0	2.1	2.5	2.3	1.6

Paper II: Analytical Solid Geometry

CO\PO	PO- 1	PO- 2	PO- 3	PO- 4	PO- 5	PO- 6
CO-1	3	1	3	1	3	1
CO-2	2	1	2	1	2	1
CO-3	2	1	3	1	2	1
CO-4	3	1	2	1	3	1
CO-5	3	1	2	1	2	1
AVG	2.6	1	2.4	1	2.4	1

Paper-II: Wave optics

CO/PO	PO 1	PO 2	PO 3	PO 4	PO 5	PO 6
CO1	1	2	2	3	2	3
CO2	1	2	2	3	2	3
CO3	1	2	2	3	2	3
Average	1	2	2	3	2	3

Paper-II: Organic & General Chemistry

	PO 1	PO 2	PO 3	PO 4	PO 5	PO 6
CO 1	2	3	3	2	3	3
CO 2	2	2	1	2	3	1
CO 3	3	2	3	2	3	3
CO 4	2	3	2	1	2	1
AVG	2.25	2.5	2	1.75	2.7	1.75

Attainment level of each course in Sem-II for II B.Sc (MPC- TM)

Courses	No of students attended	No of students attained			CO_CCAA	CO_MSA	CO_FA
		CCAA	MSA	FA			
	(1)	(2)	(3)	(4)	(2)/(1)		(1)
A course in reading and writing skills	11	11	11	10	1	1	0.90
Prose, poetry and grammar-II	3	3	3	3	1	1	1
General Telugu	08	08	08	08	1	1	1
Analytical Solid Geometry	11	11	11	11	1	1	1
Wave Optics	11	11	10	10	1	0.909	0.909
Organic & General Chemistry-II	11	11	9	10	1	0.818	0.909

I B.Sc. SEM-II (MPC- TM) Co-CURRICULAR ACTIVITY ASSESMENT ATTAINMENTS

POs	Maths II	PO Attainment	Weighted product	Phy II	PO Attainment	Weighted product	Chem II	PO Attainment	Weighted product	Eng II	PO Attainment	Weighted product	Tel II	PO Attainment	Weighted product	San II	PO Attainment	Weighted product	Weighted Sum of Pos	Sum of Weighted product	Sum of Weighted product/Weighted Sum of POs
PO1	2.6	1	2.6	1	1	1	2.25	1	2.25	2.3	1	2.3	2.1	1	2.1	2.4	1	2.4	12.65	12.65	1
PO2	1	1	1	2	1	2	2.5	1	2.5	2.3	1	2.3	2.5	1	2.5	2.2	1	2.2	12.5	12.5	1
PO3	2.4	1	2.4	2	1	2	2	1	2	2.1	1	2.1	2.5	1	2.5	2.4	1	2.4	13.4	13.4	1
PO4	1	1	1	3	1	3	1.75	1	1.75	2.1	1	2.1	2.3	1	2.3	2.5	1	2.5	12.65	12.65	1
PO5	2.4	1	2.4	2	1	2	2.7	1	2.7	2.3	1	2.3	2.0	1	2.0	2.2	1	2.2	13.6	13.6	1
PO6	1	1	1	3	1	3	1.75	1	1.75	2.3	1	2.3	1.6	1	1.6	2.5	1	2.5	12.15	12.15	1

I B.Sc. SEM-II (MPC- TM) MID SEMESTER ASSESMENT ATTAINMENTS

POs	Maths II	PO Attainment	Weighed product	Phy II	PO Attainment	Weighed product	Chem II	PO Attainment	Weighed product	Eng II	PO Attainment	Weighed product	Tel II	PO Attainment	Weighed product	San II	PO Attainment	Weighed product	Weighted Sum of Pos	Sum of Weighed product	Sum of Weighed product/ Weighted Sum of POs
PO1	2.6	1	2.6	1	0.909	0.909	2.25	0.818	1.84	2.6	1	2.6	2.1	1	2.1	2.4	1	2.4	12.95	12.45	0.96139
PO2	1	1	1	2	0.909	1.818	2.5	0.818	2.05	2.5	1	2.5	2.5	1	2.5	2.2	1	2.2	12.7	12.063	0.949843
PO3	2.4	1	2.4	2	0.909	1.818	2	0.818	1.64	2.5	1	2.5	2.5	1	2.5	2.4	1	2.4	13.8	13.254	0.960435
PO4	1	1	1	3	0.909	2.727	1.75	0.818	1.43	2.5	1	2.5	2.3	1	2.3	2.5	1	2.5	13.05	12.459	0.954713
PO5	2.4	1	2.4	2	0.909	1.818	2.7	0.818	2.21	2.3	1	2.3	2.0	1	2.0	2.2	1	2.2	13.6	12.927	0.950515
PO6	1	1	1	3	0.909	2.727	1.75	0.818	1.43	2.6	1	2.6	1.6	1	1.6	2.5	1	2.5	12.45	11.859	0.95253

I B.Sc. SEM-II (MPC- TM) FINAL ASSESMENT ATTAINMENTS

POs	Maths II	PO Attainment	Weighed product	Phy II	PO Attainment	Weighed product	Chem II	PO Attainment	Weighed product	Eng II	PO Attainment	Weighed product	Tel II	PO Attainment	Weighed product	San II	PO Attainment	Weighed product	Weighted Sum of Pos	Sum of Weighed product	Sum of Weighed product/ Weighted Sum of POs
PO1	2.6	1	2.6	1	0.909	0.909	2.25	0.909	2.05	2.6	1	2.6	2.1	1	2.1	2.4	1	2.4	12.95	12.654	0.977143
PO2	1	1	1	2	0.909	1.818	2.5	0.909	2.27	2.5	1	2.5	2.5	1	2.5	2.2	1	2.2	12.7	12.291	0.967795
PO3	2.4	1	2.4	2	0.909	1.818	2	0.909	1.82	2.5	1	2.5	2.5	1	2.5	2.4	1	2.4	13.8	13.436	0.973623
PO4	1	1	1	3	0.909	2.727	1.75	0.909	1.59	2.5	1	2.5	2.3	1	2.3	2.5	1	2.5	13.05	12.618	0.966897
PO5	2.4	1	2.4	2	0.909	1.818	2.7	0.909	2.45	2.3	1	2.3	2.0	1	2.0	2.2	1	2.2	13.6	13.172	0.968529
PO6	1	1	1	3	0.909	2.727	1.75	0.909	1.59	2.6	1	2.6	1.6	1	1.6	2.5	1	2.5	12.45	12.018	0.965301

II B.Sc (MPC-TM) CO-PO Mapping Semester-III

SEM-III: A Course in Conversational Skills

	PO1	PO2	PO3	PO4	PO5	PO6
CO1	3	2	1	2	2	2
CO2	3	2	2	2	2	2
CO3	2	2	3	2	3	3
CO4	3	3	2	3	2	2
CO5	3	2	3	3	3	2
CO6	2	2	3	2	3	3
Average	2.6	2.1	2.3	2.3	2.5	2.3

SEM-III: Drama, Upanishad, Alamkara & Sanskrit literature

	PO1	PO2	PO3	PO4	PO5	P06
CO1	2	1	1	2	4	2
CO2	4	2	5	2	2	4
CO3	5	2	4	2	1	2
CO4	1	4	2	4	2	2
Average	2.4	2.2	2.4	2.5	2.2	2.5

SEM-III: General Telugu

B.Sc	PO1	PO2	PO3	PO4		PO5	PO6
CO1	3	3	2	2		3	2
CO2	2	3	3	3		1	2
CO3	3	2	2	3		2	1
CO4	2	2	2	1		2	2
CO5	2	2	3	3		3	1
CO6	1	3	3	2		1	2
Average	2.1	2.5	2.5	2.3		2.0	1.6

Paper III: Abstract Algebra

CO\PO	PO- 1	PO- 2	PO- 3	PO- 4	PO- 5	PO- 6
CO-1	3	1	3	0	3	3
CO-2	2	1	2	0	2	2
CO-3	2	1	2	0	2	2
CO-4	2	1	3	0	3	3
CO-5	2	1	3	0	2	3
CO-6	3	1	2	0	2	2
AVG	2.33	1	2.5	0	2.33	2.5

Paper-III: Thermodynamics and Radiation Physics

CO/PO	PO 1	PO 2	PO 3	PO 4	PO 5	PO 6
CO1	1	2	2	3	3	3
CO2	1	2	2	3	3	3
CO3	1	2	2	3	3	3
CO4	1	2	2	3	3	3
CO5	1	2	2	3	3	3
Average	1	2	2	3	3	3

Paper-III: Organic Chemistry & Spectroscopy

	PO 1	PO 2	PO 3	PO 4	PO 5	PO 6
CO 1	3	3	3	2	3	3
CO 2	3	3	3	3	3	3
CO 3	3	2	3	2	3	3
CO 4	3	3	3	3	3	3
	3	2.75	3	2.5	3	3

Attainment level of each course in Sem-III for II B.Sc (MPC- TM)

Courses	No of students attended	No of students attained			CO_CCAA	CO_MSA	CO_FA
		CCAA	MSA	FA			
	(1)	(2)	(3)	(4)	(2)/(1)	(3)/(1)	(4)/(1)
A Course in Conversational Skills	11	10	11	9	0.90	1	0.81
Drama, Upanishad, Alamkara & Sanskrit literature	03	2	3	3	0.66	1	1
General Telugu	08	08	08	08	1	1	1
Abstract Algebra	11	11	4	5	1	0.364	0.455
Thermodynamics and Radiation Physics	11	11	8	11	1	0.727	1
Organic Chemistry & Spectroscopy-III	11	11	11	11	1	1	1

II B.Sc. SEM-III (MPC- TM) Co-CURRICULAR ACTIVITY ASSESMENT ATTAINMENTS

POs	Maths III	PO Attainment	Weighted product	Phy III	PO Attainment	Weighted product	Chem III	PO Attainment	Weighted product	Eng III	PO Attainment	Weighted product	Tel III	PO Attainment	Weighted product	San III	PO Attainment	Weighted product	Weighted Sum of Pos	Sum of Weighted product	Sum of Weighted product/Weighted Sum of POs
PO1	2.33	1	2.33	1	1	1	3	1	3	2.6	1	2.6	2.5	1	2.5	2.4	0.6		13.83	11.43	0.8265
PO2	1	1	1	2	1	2	2.75	1	2.75	2.1	1	2.1	2	1	2	2.2	0.6		12.05	9.85	0.8174
PO3	2.5	1	2.5	2	1	2	3	1	3	2.3	1	2.3	2.1	1	2.1	2.4	0.6		14.3	11.9	0.8322
PO4	1	1	1	3	1	3	2.5	1	2.5	2.3	1	2.3	2.5	1	2.5	2.5	0.6		13.8	11.3	0.8188
PO5	2.33	1	2.33	3	1	3	3	1	3	2.5	1	2.5	2.3	1	2.3	2.2	0.6		15.33	13.13	0.8565
PO6	1	1	1	3	1	3	3	1	3	2.3	1	2.3	1.6	1	1.6	2.5	0.6		13.4	10.9	0.8134

II B.Sc. SEM-III (MPC- TM) MID SEMESTER ASSESMENT ATTAINMENTS

POs	Maths III	PO Attainment	Weighted product	Phy III	PO Attainment	Weighted product	Chem III	PO Attainment	Weighted product	Eng III	PO Attainment	Weighted product	Tel III	PO Attainment	Weighted product	San III	PO Attainment	Weighted product	Weighted Sum of Pos	Sum of Weighted product	Sum of Weighted product/Weighted Sum of POs
PO1	2.33	0.364	0.85	1	1	1	3	0.818	2.45	2.6	1	2.6	2.1	1	2.1	2.4	1	2.4	13.43	11.404	0.8491
PO2	1	0.364	0.36	2	1	2	2.75	0.818	2.25	2.1	1	2.1	2.5	1	2.5	2.2	1	2.2	12.55	11.414	0.9095
PO3	2.5	0.364	0.91	2	1	2	3	0.818	2.45	2.3	1	2.3	2.5	1	2.5	2.4	1	2.4	14.7	12.564	0.8547
PO4	1	0.364	0.36	3	1	3	2.5	0.818	2.05	2.3	1	2.3	2.3	1	2.3	2.5	1	2.5	13.6	12.509	0.9198
PO5	2.33	0.364	0.85	2	1	2	3	0.818	2.45	2.5	1	2.5	2.0	1	2.0	2.2	1	2.2	14.03	12.004	0.8556
PO6	1	0.364	0.36	3	1	3	3	0.818	2.45	2.3	1	2.3	1.6	1	1.6	2.5	1	2.5	13.4	12.218	0.9118

II B.Sc. SEM-III (MPC- TM) FINAL ASSESMENT ATTAINMENTS

POs	Maths III	PO Attainment	Weighted product	Phy III	PO Attainment	Weighted product	Chem III	PO Attainment	Weighted product	Eng III	PO Attainment	Weighted product	Tel III	PO Attainment	Weighted product	San III	PO Attainment	Weighted product	Weighted Sum of Pos	Sum of Weighted product	Sum of Weighted product/Weighted Sum of POs
PO1	2.33	1	2.33	1	1	1	3	0.818	2.45	2.6	1	2.49	2.1	1	2.1	2.4	1	2.4	13.43	12.774	0.9512
PO2	1	1	1	2	1	2	2.75	0.818	2.25	2.1	1	2.01	2.5	1	2.5	2.2	1	2.2	12.55	11.96	0.953
PO3	2.5	1	2.5	2	1	2	3	0.818	2.45	2.3	1	2.2	2.5	1	2.5	2.4	1	2.4	14.7	14.054	0.9561
PO4	1	1	1	3	1	3	2.5	0.818	2.05	2.3	1	2.2	2.3	1	2.3	2.5	1	2.5	13.6	13.045	0.9592
PO5	2.33	1	2.33	2	1	2	3	0.818	2.45	2.5	1	2.4	2.0	1	2.0	2.2	1	2.2	14.03	13.384	0.954
PO6	1	1	1	3	1	3	3	0.818	2.45	2.3	1	2.2	1.6	1	1.6	2.5	1	2.5	13.4	12.754	0.9518

II B.Sc (MPC-TM) CO-PO Mapping Semester-IV

Paper -IV: Real analysis

CO\PO	PO- 1	PO- 2	PO- 3	PO- 4	PO- 5	PO- 6
CO-1	3	1	3	1	3	1
CO-2	2	1	2	1	2	1
CO-3	2	1	3	1	2	1
CO-4	3	1	3	1	3	1
AVG	2.5	1	2.8	1	2.5	1

Paper -V: Linear Algebra

CO\PO	PO- 1	PO- 2	PO- 3	PO- 4	PO- 5	PO- 6
CO-1	3	1	3	1	3	1
CO-2	2	1	2	1	2	1
CO-3	2	1	3	1	2	1
CO-4	3	1	3	1	3	1
AVG	2.5	1	2.8	1	2.5	1

Paper-IV: Electricity, Magnetism and Electronics

CO/PO	PO 1	PO 2	PO 3	PO 4	PO 5	PO 6
CO1	1	1	2	3	3	3
CO2	1	1	2	3	3	3
CO3	1	1	2	3	3	3
CO4	1	1	2	3	3	3
CO5	1	1	2	3	3	3
CO6	1	1	2	3	3	3
Average	1	1	2	3	3	3

Paper-V: Modern physics

CO/PO	PO 1	PO 2	PO 3	PO 4	PO 5	PO 6
CO1	1	1	2	3	3	3
CO2	1	1	2	3	3	3
CO3	1	1	2	3	3	3
CO4	1	1	2	3	3	3
CO5	1	1	2	3	3	3
CO6	1	1	2	3	3	3
Average	1	1	2	3	3	3

Paper-IV: Inorganic, Organic & Physical Chemistry

	PO 1	PO 2	PO 3	PO 4	PO 5	PO 6
CO 1	2	2	2	3	3	3
CO 2	3	2	3	3	3	2
CO 3	2	2	3	3	3	3
CO 4	3	3	3	1	3	1
AVG	2.5	2.5	2.75	2.5	3	2.25

Paper-V: Inorganic & Physical Chemistry

	PO 1	PO 2	PO 3	PO 4	PO 5	PO 6
CO 1	2	2	1	3	2	2
CO 2	3	3	2	3	2	2
CO 3	2	1	1	3	2	2
CO 4	2	2	1	3	2	1
AVG	2.25	2.25	1.25	3	2	1.75

Attainment level of each course in Sem-IV for II B.Sc (MPC- TM)

Courses	No of students attended	No of students attained			CO_CCAA	CO_MSA	CO_FA
		CCAA	MSA	FA			
	(1)	(2)	(3)	(4)	(2)/(1)	(3)/(1)	(4)/(1)
Real analysis-IV	11	11	9	9	1	0.818	0.818
Linear Algebra-V	11	11	11	11	1	1	1
Electricity, Magnetism and Electronics	11	11	7	9	1	0.633	0.75
Modern Physics	11	11	7	5	1	0.633	0.416
Inorganic, Organic & Physical Chemistry-IV	11	11	4	5	1	0.364	0.455
Inorganic & Physical Chemistry-V	11	11	8	11	1	0.727	1

II B.Sc. SEM-IV (MPC- TM) Co-CURRICULAR ACTIVITY ASSESMENT ATTAINMENTS

POs	Maths IV	PO Attainment	Weighted product	Maths V	PO Attainment	Weighted product	Phy IV	PO Attainment	Weighted product	Phy V	PO Attainment	Weighted product	Chem IV	PO Attainment	Weighted product	Chem V	PO Attainment	Weighted product	Weighted Sum of Pos	Sum of Weighed product	Sum of Weighed product/ Weighted Sum of POs
PO1	2.5	1	2.5	2.5	1	2.5	1	0.63	0.63	1	0.63	0.63	2.5	1	2.5	2.3	1	2.25	12	11.016	0.93753
PO2	1	1	1	1	1	1	1	0.63	0.63	1	0.63	0.63	2.5	1	2.5	2.3	1	2.25	8.8	8.016	0.91611
PO3	2.8	1	2.8	2.8	1	2.8	2	0.63	1.27	2	0.63	1.27	2.8	1	2.75	1.3	1	1.25	14	12.132	0.89206
PO4	0	1	0	0	1	0	3	0.63	1.9	3	0.63	1.9	2.3	1	2.25	3	1	3	11	9.048	0.80427
PO5	2.5	1	2.5	2.5	1	2.5	3	0.63	1.9	3	0.63	1.9	3	1	3	2	1	2	16	13.798	0.86238
PO6	1	1	1	1	1	1	3	0.63	1.9	3	0.63	1.9	2	1	2	1.8	1	1.75	12	9.548	0.8126

II B.Sc. SEM-III (MPC- TM) MID SEMESTER ASSESMENT ATTAINMENTS

POs	Maths IV	PO Attainment	Weighted product	Maths V	PO Attainment	Weighted product	Phy IV	PO Attainment	Weighted product	Phy V	PO Attainment	Weighted product	Chem IV	PO Attainment	Weighted product	Chem V	PO Attainment	Weighted product	Weighted Sum of Pos	Sum of Weighted product	Sum of Weighed product/ Weighted Sum of POs
PO1	2.5	0.82	2.05	2.5	1	2.5	1	0.63	0.63	1	0.63	0.63	2.5	0.36	0.91	2.3	1	1.64	12	8.362	0.71166
PO2	1	0.82	0.82	1	1	1	1	0.63	0.63	1	0.63	0.63	2.5	0.36	0.91	2.3	1	1.64	8.8	5.63	0.64343
PO3	2.8	0.82	2.29	2.8	1	2.8	2	0.63	1.27	2	0.63	1.27	2.8	0.36	1	1.3	1	0.91	14	9.532	0.70088
PO4	0	0.82	0	0	1	0	3	0.63	1.9	3	0.63	1.9	2.3	0.36	0.82	3	1	2.18	11	6.798	0.60427
PO5	2.5	0.82	2.05	2.5	1	2.5	3	0.63	1.9	3	0.63	1.9	3	0.36	1.09	2	1	1.45	16	10.894	0.68088
PO6	1	0.82	0.82	1	1	1	3	0.63	1.9	3	0.63	1.9	2	0.36	0.73	1.8	1	1.27	12	7.616	0.64817

II B.Sc. SEM-IV (MPC- TM) FINAL ASSESMENT ATTAINMENTS

POs	Maths IV	PO Attainment	Weighted product	Maths V	PO Attainment	Weighted product	Phy IV	PO Attainment	Weighted product	Phy V	PO Attainment	Weighted product	Chem IV	PO Attainment	Weighted product	Chem V	PO Attainment	Weighted product	Weighted Sum of Pos	Sum of Weighed product	Sum of Weighed product/ Weighted Sum of POs
PO1	2.5	0.82	2.05	2.5	1	2.5	1	0.75	0.75	1	0.42	0.42	2.5	0.46	1.14	2.3	1	2.25	12	9.104	0.77481
PO2	1	0.82	0.82	1	1	1	1	0.75	0.75	1	0.42	0.42	2.5	0.46	1.14	2.3	1	2.25	8.8	6.372	0.72823
PO3	2.8	0.82	2.29	2.8	1	2.8	2	0.75	1.5	2	0.42	0.83	2.8	0.46	1.25	1.3	1	1.25	14	9.923	0.72963
PO4	0	0.82	0	0	1	0	3	0.75	2.25	3	0.42	1.25	2.3	0.46	1.02	3	1	3	11	7.522	0.66862
PO5	2.5	0.82	2.05	2.5	1	2.5	3	0.75	2.25	3	0.42	1.25	3	0.46	1.37	2	1	2	16	11.413	0.71331
PO6	1	0.82	0.82	1	1	1	3	0.75	2.25	3	0.42	1.25	2	0.46	0.91	1.8	1	1.75	12	7.976	0.67881

**A.S.D GOVT. DEGREE COLLEGE FOR WOMEN (A) KAKINADA
ACADEMIC YEAR 2022-23**

III B.Sc (MPC-TM) CO-PO Mapping tables V-SEM

1: Slight [Low]; 2: Moderate [Medium]; 3: Substantial [High], 4: (No Correlation)

PAPER-VI: NUMERICAL METHODS

	Po1	Po2	Po3	Po4	Po5	Po6
Co1	1	1	1	2	3	1
Co2	1	2	1	1	3	1
Co3	1	1	1	3	3	2
Co4	1	2	1	2	2	2
Co5	1	1	1	2	2	2
avg	1	1.4	1	2	2.6	1.6

PAPER-VII: MATHEMATICAL SPECIAL FUNCTIONS

	Po1	Po2	Po3	Po4	Po5	Po6
Co1	1	1	1	2	3	1
Co2	1	2	1	1	3	1
Co3	1	1	1	3	3	2
Co4	1	2	1	2	2	2
Co5	1	1	1	2	2	2
avg	1	1.4	1	2	2.6	1.6

PAPER-VI: LOW TEMPERATURE PHYSICS AND REFRIGERATION

C0-PO	PO1	PO2	PO3	PO4	PO5	PO6
CO1	3	2	2	2	2	3
CO2	2	3	2	2	3	2
CO3	2	2	3	2	2	2
CO4	2	2	3	3	2	3
Weighted average	2.25	2.25	2.5	2.25	2.25	2.5

PAPER-VII: SOLAR ENERGY AND APPLICATIONS

C0-PO	PO1	PO2	PO3	PO4	PO5	PO6
CO1	3	2	3	2	2	3
CO2	2	2	3	2	3	2
CO3	2	2	2	3	2	3
CO4	2	2	3	2	2	2
Weighted average	2.25	2	2.75	2.25	2.25	2.25

Paper-VI: Environmental chemistry

	PO1	PO2	PO3	PO4	PO5	PO6
CO1	2	4	4	-	2	2
CO2	1	3	4	-	1	2
CO3	2	3	4	-	2	2
CO4	1	3	3	1	3	1
Avg	1.5	3.25	3.75	0.25	2	1.75

Paper VII: Green chemistry and Nanotechnology

	PO1	PO2	PO3	PO4	PO5	PO6
CO1	3	3	4	2	1	2
CO2	1	2	3	1	1	2
CO3	3	3	3	1	1	1
CO4	3	3	3	2	3	3
Avg	2.5	2.75	3.25	1.5	1.5	2

Attainment level of each course in Sem-V for B.Sc (MPC- TM)

Courses	No of students attended	No of students attained			CO_CCAA	CO_MSA	CO_FA
		CCAA(≥ 7)	MSA(≥ 8)	FA(≥ 26)			
	(1)	(2)	(3)	(4)	(2)/(1)		(1)
Numerical Methods	11	11	10	11	1	0.9	1
Mathematical Special Function	11	11	9	8	1	0.82	0.72
Low Temperature Physics and Refrigeration	11	11	10	11	1	0.90	1
Solar Energy and Applications	11	11	10	11	1	0.90	1
Environmental chemistry	11	11	11	11	1	1	1
Green chemistry and Nanotechnology	11	11	4	11	1	0.363	1

III B.Sc. SEM V (MPC- TM) Co-CURRICULAR ACTIVITY ASSESMENT ATTAINMENTS

PO s	Mat hs VI	PO Attai nme nt	Weig hted prod uct	Mat hs VII	PO Atta inm ent	We ight ed prod uct	Phy VI	PO Attai nme nt	Wei ghte d prod uct	Phy VII	PO Attai nme nt	Wei ghte d prod uct	Ch eVI	PO Atta inm ent	We ight ed prod uct	Che VII	P O At tai n m en t	Weigh ted produ ct	Weight ed Sum	Weight ed Sum	Weight ed Averag e
PO1	1	1	1	1	0.72	0.7 2	2.25	1	2.25	2.25	1	2.25	1.5	1	1.5	2.5	1	2.5	10.5	10.22	0.973
PO2	1.4	1	1.4	1.4	0.72	1.0 08	2.25	1	2.25	2.0	1	2.0	3.2 5	1	3.2 5	2.75	1	2.75	13.05	12.658	0.969
PO3	1	1	1	1	0.72	0.7 2	2.5	1	2.5	2.75	1	2.75	3.7 5	1	3.7 5	3.25	1	3.25	14.5	13.97	0.963
PO4	2	1	2	2	0.72	1.4 4	2.25	1	2.25	2.25	1	2.25	0.2 5	1	0.2 5	1.5	1	1.5	10.25	9.69	0.945
PO5	2.6	1	2.6	2.6	0.72	1.8 72	2.25	1	2.25	2.25	1	2.25	2.0	1	2.0	1.5	1	1.5	13.2	12.472	0.944
PO6	1.6	1	1.6	1.6	0.72	1.1 52	2.5	1	2.5	2.25	1	2.25	1.7 5	1	1.7 5	2.0	1	2.0	11.7	11.252	0.961

III B.Sc. SEM -V (MPC- TM) MID SEMESTER ACTIVITY ASSESMENT ATTAINMENTS

PO s	Maths VI	P O At tain ment	Weig hted prod uct	Mat hs VII	PO Atta inment	We igh ted prod uct	Phy VI	PO Atta inment	Wei ghte d prod uct	Ph y VI I	PO Atta inment	Wei ghte d prod uct	Ch e VI	PO Att ainment	We igh ted prod uct	Ch eV II	PO Att ainment	Weigh ted produ ct	Weigh ted Sum	Weigh ted Sum	Weigh ted Avera ge
PO1	1	0.9	0.9	1	0.82	0.82	2.25	0.90	2.025	2.25	0.90	2.025	1.5	1	1.5	2.5	1	2.5	10.5	9.75	0.93
PO2	1.4	0.9	1.26	1.4	0.82	1.148	2.25	0.90	2.025	2.0	0.90	1.8	3.25	1	3.25	2.75	1	2.75	13.05	12.233	0.937
PO3	1	0.9	0.9	1	0.82	0.82	2.5	0.90	2.25	2.75	0.90	2.47	3.75	1	3.75	3.25	1	3.25	14.25	13.44	0.943
PO4	2	0.9	1.8	2	0.82	1.64	2.25	0.90	2.02	2.25	0.90	2.025	0.25	1	0.25	1.5	1	1.5	9.5	9.235	0.972
PO5	2.6	0.9	2.34	2.6	0.82	2.132	2.25	0.90	2.02	2.25	0.90	2.025	2.0	1	2.0	1.5	1	1.5	13.2	12.017	0.91
PO6	1.6	0.9	1.44	1.6	0.82	1.312	2.5	0.90	2.25	2.25	0.90	2.025	1.75	1	1.75	2.0	1	2.0	10.95	10.777	0.984

III B.Sc. SEM-V (MPC- TM) FINAL ASSESMENT ATTAINMENTS

POs	Maths VI	PO Attainment	Weighted product	Maths VII	PO Attainment	Weighted product	Phy VI	PO Attainment	Weighted product	Phy VII	PO Attainment	Weighted product	Ch e VI	PO Attainment	Weighted product	Ch eV II	PO Attainment	Weighted product	Weighted Sum	Weighted Sum	Weighted Average
PO1	1	0.9	0.9	1	0.82	0.82	2.25	0.90	2.025	2.25	0.90	2.025	1.5	1	1.5	2.5	1	2.5	10.5	9.75	0.93
PO2	1.4	0.9	1.26	1.4	0.82	1.148	2.25	0.90	2.025	2.0	0.90	1.8	3.25	1	3.25	2.75	1	2.75	13.05	12.233	0.937
PO3	1	0.9	0.9	1	0.82	0.82	2.5	0.90	2.25	2.75	0.90	2.47	3.75	1	3.75	3.25	1	3.25	14.25	13.44	0.943
PO4	2	0.9	1.8	2	0.82	1.64	2.25	0.90	2.02	2.25	0.90	2.025	0.25	1	0.25	1.5	1	1.5	9.5	9.235	0.972
PO5	2.6	0.9	2.34	2.6	0.82	2.132	2.25	0.90	2.02	2.25	0.90	2.025	2.0	1	2.0	1.5	1	1.5	13.2	12.017	0.91
PO6	1.6	0.9	1.44	1.6	0.82	1.312	2.5	0.90	2.25	2.25	0.90	2.025	1.75	1	1.75	2.0	1	2.0	10.95	10.777	0.984

B.Sc. MPC- TM, Co-CURRICULAR ACTIVITY ASSESMENT ATTAINMENTS

Po'S	Sum of weighted product/ weighted sum of Pos sem-1	Sum of weighted product/ weighted sum of Pos sem-2	Sum of weighted product/ weighted sum of Pos sem-3	Sum of weighted product/ weighted sum of Pos sem-4	Sum of weighted product/ weighted sum of Pos sem-5	Average of PO's attained	% of attainment
PO1	0.9267	1	0.8265	0.93753	0.973	0.932746	93.27%
PO2	0.9268	1	0.8174	0.91611	0.969	0.925862	92.58%
PO3	0.9327	1	0.8322	0.89206	0.963	0.923992	92%
PO4	0.9221	1	0.8188	0.80427	0.945	0.898034	89.80%
PO5	0.9365	1	0.8565	0.86238	0.944	0.919876	92%
PO6	0.9251	1	0.8134	0.8126	0.961	0.90242	90.24%


B.Sc. MPC- TM MID SEMESTER ACTIVITY ASSESMENT ATTAINMENTS

Po'S	Sum of weighted product/ weighted sum of Pos sem-1	Sum of weighted product/ weighted sum of Pos sem-2	Sum of weighted product/ weighted sum of Pos sem-3	Sum of weighted product/ weighted sum of Pos sem-4	Sum of weighted product/ weighted sum of Pos sem-5	Average of PO's attained	% of attainment
PO1	0.9153	0.9614	0.8491	0.71166	0.93	0.873492	87.34%
PO2	0.8916	0.9498	0.9095	0.64343	0.937	0.866266	86.62%
PO3	0.886	0.9604	0.8547	0.70088	0.943	0.868996	87%
PO4	0.8699	0.9547	0.9198	0.60427	0.972	0.864134	86.41%
PO5	0.8851	0.9505	0.8556	0.68088	0.91	0.856416	86%
PO6	0.8661	0.9525	0.9118	0.64817	0.984	0.872514	87.25%

III B.Sc. SEM-V (MPC- TM) FINAL ASSESMENT ATTAINMENTS

Po'S	Sum of weighted product/ weighted sum of Pos sem-1	Sum of weighted product/ weighted sum of Pos sem-2	Sum of weighted product/ weighted sum of Pos sem-3	Sum of weighted product/ weighted sum of Pos sem-4	Sum of weighted product/ weighted sum of Pos sem-5	Average of PO's attained	% of attainment
PO1	0.806	0.9771	0.9512	0.77481	0.93	0.887822	88.78%
PO2	0.7037	0.9678	0.953	0.72823	0.937	0.857946	85.79%
PO3	0.729	0.9736	0.9561	0.72963	0.943	0.866266	86.62%
PO4	0.7367	0.9669	0.9592	0.66862	0.972	0.860684	86.06%
PO5	0.7212	0.9685	0.954	0.71331	0.91	0.853402	85.34%
PO6	0.6567	0.9653	0.9518	0.67881	0.984	0.847322	84.73%




 PRINCIPAL
 A.S.D. GOVT. DEGREE COLLEGE (W)
 AUTONOMOUS
 KAKINADA

**A.S.D GOVT. DEGREE COLLEGE FOR WOMEN (A) KAKINADA
ACADEMIC YEAR 2020 - 21**

DEPARTMENT OF COMPUTER SCIENCE

CO-PO Mapping tables

Semester – I

English Sem – I

	PO1	PO2	PO3	PO4	PO5	PO6
CO1	2	3	2	3	2	3
CO2	3	2	3	3	2	3
CO3	2	2	3	2	2	2
CO4	3	3	2	2	2	3
CO5	3	2	2	3	3	2
CO6	3	3	3	2	3	3
Average	2.6%	2.5%	2.5%	2.5%	2.3%	2.6%

Hindi Sem – I

	PO1	PO2	PO3	PO4	PO5	PO6
CO1	3	2	3	3	2	3
CO2	3	3	3	2	2	3
CO3	2	3	3	3	3	2
CO4	2	2	2	3	2	3
CO5	3	2	2	2	3	2
CO6	3	3	3	3	3	3
%	2.6	2.5	2.6	2.6	2.3	2.6

Telugu Sem – I

B.Sc	PO1	PO2	PO3	PO4	PO5	PO6
CO1	3	3	3	2	2	2
CO2	2	1	2	3	3	2
CO3	2	2	3	3	3	1
CO4	3	2	2	1	1	2
CO5	2	3	2	3	3	2
CO6	3	1	1	3	2	1
Average	2.5	2.0	2.1	2.5	2.3	1.6

Sanskrit Sem – I

	PO1	PO2	PO3	PO4	PO5	PO6
CO1	2	1	1	2	4	2
CO2	4	2	5	2	2	4
CO3	5	2	4	2	1	2
CO4	1	4	2	4	2	2
Average	2.4	2.25	2.4	2.5	2.25	2.5

Maths (Differential Equations) Sem-I

CO\PO	PO- 1	PO- 2	PO- 3	PO- 4	PO- 5	PO- 6
CO-1	3	1	1	3	3	3
CO-2	2	1	1	2	2	2
CO-3	2	1	1	2	2	3
CO-4	3	1	1	3	3	3
CO-5	3	1	1	2	2	2
AVG	2.6	1	1	2.4	2.4	2.6

Physics Sem – I

CO/PO	PO 1	PO 2	PO 3	PO 4	PO 5	PO 6
CO1	1	2	2	3	2	3
CO2	1	2	2	3	2	3
CO3	1	2	2	3	2	3
CO4	1	2	2	3	2	3
Average	1	2	2	3	2	3

Computer Science –Sem I– Paper-I: Problem Solving in C (2020-2021)

CO-PO	PO1	PO2	PO3	PO4	PO5	PO6
CO1	2	3	3	3	2	3
CO2	1	3	2	3	2	3
CO3	2	3	3	3	2	3
CO4	2	2	3	3	2	2
CO5	2	3	3	3	2	3
Weighted Avg.	1.8	2.8	2.8	3	2	2.8

Semester – II
English Sem – II

	PO1	PO2	PO3	PO4	PO5	PO6
CO1	2	2	2	2	2	3
CO2	3	2	3	1	2	1
CO3	3	3	2	2	2	2
CO4	2	3	1	3	3	3
CO5	2	3	3	2	2	2
CO6	2	2	2	3	3	3
	2.3%	2.3%	2.1%	2.1%	2.3%	2.3%

Hindi Sem - II

	PO1	PO2	PO3	PO4	PO5	PO6
CO1	3	2	3	2	3	2
CO2	2	2	2	2	2	2
CO3	2	3	3	2	3	2
CO4	3	2	2	2	2	2
CO5	2	2	2	2	2	2
CO6	3	3	3	2	2	2
%	2.5	2.3	2.5	2	2.3	2

Telugu Sem – II

B.Sc	PO1	PO2	PO3	PO4	PO5	PO6
CO1	3	3	2	2	3	2
CO2	2	2	3	3	1	2
CO3	3	2	3	3	2	1
CO4	2	3	1	1	2	2
CO5	2	2	3	3	3	1
CO6	1	3	3	2	1	2
Average	2.1	2.5	2.5	2.3	2.0	1.6

Sanskrit Sem – II

	PO1	PO2	PO3	PO4	PO5	PO6
CO1	2	1	1	2	4	2
CO2	4	2	5	2	2	4
CO3	5	2	4	2	1	2
CO4	1	4	2	4	2	2
Average	2.4	2.25	2.4	2.5	2.25	2.5

Maths (Analytical Solid Geometry) Sem – II

CO\PO	PO- 1	PO- 2	PO- 3	PO- 4	PO- 5	PO- 6
CO-1	3	1	1	3	3	3
CO-2	2	1	1	2	2	2
CO-3	2	1	1	2	2	3
CO-4	3	1	1	3	3	2
CO-5	3	1	1	2	2	3
AVG	2.6	1	1	2.4	2.4	2.6

Physics Sem – II

CO/PO	PO 1	PO 2	PO 3	PO 4	PO 5	PO 6
CO1	1	2	2	3	2	3
CO2	1	2	2	3	2	3
CO3	1	2	2	3	2	3
Average	1	2	2	3	2	3

Computer Science- Sem II – Paper-II: Data Structures using C (2020-2021)

CO-PO	PO1	PO2	PO3	PO4	PO5	PO6
CO1	2	3	3	3	2	3
CO2	1	2	2	3	2	2
CO3	2	3	2	2	2	3
CO4	2	2	3	3	2	2
CO5	2	3	2	3	2	2
CO6	3	3	2	3	2	2
Weighted Avg.	2	2.67	2.33	2.83	2	2.33

Semester – III
English Sem - III

	PO1	PO2	PO3	PO4	PO5	PO6
CO1	3	2	1	2	2	2
CO2	3	2	2	2	2	2
CO3	2	2	3	2	3	3
CO4	3	3	2	3	2	2
CO5	3	2	3	3	3	2
CO6	2	2	3	2	3	3
Average	2.6%	2.1%	2.3%	2.3%	2.5%	2.3%

Hindi Sem – III

	PO1	PO2	PO3	PO4	PO5	PO6
CO1	3	2	3	3	2	2
CO2	2	2	3	1	2	2
CO3	2	2	3	3	1	2
CO4	3	2	2	2	2	2
CO5	2	2	2	3	2	2
CO6	2	2	3	2	1	2
%	2.3	2	2.6	2.3	1.6	2

Telugu Sem – III

	PO1	PO2	PO3	PO4	PO5	PO6
CO1	3	3	2	2	3	2
CO2	2	3	3	3	1	2
CO3	3	2	2	3	2	1
CO4	2	2	2	1	2	2
CO5	2	2	3	3	3	1
CO6	1	3	3	2	1	2
Average	2.1	2.5	2.5	2.3	2.0	1.6

Sanskrit Sem -III

	PO1	PO2	PO3	PO4	PO5	PO6
CO1	2	1	1	2	4	2
CO2	4	2	5	2	2	4
CO3	5	2	4	2	1	2
CO4	1	4	2	4	2	2
Average	2.4	2.25	2.4	2.5	2.25	2.5

Maths (Abstract Algebra) Sem - III

CO\PO	PO- 1	PO- 2	PO- 3	PO- 4	PO- 5	PO- 6
CO-1	3	1	1	3	3	3
CO-2	2	1	1	2	2	2
CO-3	2	1	1	2	2	2
CO-4	2	1	1	3	2	3
CO-5	2	1	1	2	2	3
CO-6	3	1	1	2	3	2
AVG	2.33	1	1	2.33	2.33	2.5

Physics Sem – III

CO/PO	PO 1	PO 2	PO 3	PO 4	PO 5	PO 6
CO1	1	2	2	3	3	3
CO2	1	2	2	3	3	3
CO3	1	2	2	3	3	3
CO4	1	2	2	3	3	3
CO5	1	2	2	3	3	3
Average	1	2	2	3	3	3

Computer Science – Sem III– Paper-III: Database Management System (2021-2022)

CO-PO	PO1	PO2	PO3	PO4	PO5	PO6
CO1	1	2	2	1	3	2
CO2	2	3	3	3	1	2
CO3	2	2	3	3	1	2
CO4	2	2	2	2	1	1
CO5	2	3	1	3	2	2
Weighted Avg.	1.8	2.4	2.2	2.4	1.6	1.8

Semester – IV**Maths (Real Analysis - IV) Sem – IV**

CO\PO	PO- 1	PO- 2	PO- 3	PO- 4	PO- 5	PO- 6
CO-1	3	1	1	3	3	3
CO-2	2	1	1	2	2	2
CO-3	2	1	1	2	2	3
CO-4	3	1	1	3	3	3
AVG	2.5	1	1	3	3	2.8

Maths (Linear Algebra - V) Sem – IV

CO\PO	PO- 1	PO- 2	PO- 3	PO- 4	PO- 5	PO- 6
CO-1	3	1	1	3	3	3
CO-2	2	1	1	2	2	2
CO-3	2	1	1	2	2	3
CO-4	3	1	1	3	3	2
AVG	2.5	1	1	3	2.5	2.8

Physics (Electricity, Magnetic and Electronics – IV) Sem – IV

CO/PO	PO 1	PO 2	PO 3	PO 4	PO 5	PO 6
CO1	1	1	2	3	3	3
CO2	1	1	2	3	3	3
CO3	1	1	2	3	3	3
CO4	1	1	2	3	3	3
CO5	1	1	2	3	3	3
CO6	1	1	2	3	3	3
Average	1	1	2	3	3	3

Physics (Modern Physics – V) Sem – IV

CO/PO	PO 1	PO 2	PO 3	PO 4	PO 5	PO 6
CO1	1	1	2	3	3	3
CO2	1	1	2	3	3	3
CO3	1	1	2	3	3	3
CO4	1	1	2	3	3	3
CO5	1	1	2	3	3	3
CO6	1	1	2	3	3	3
Average	1	1	2	3	3	3

Computer Science - Sem IV– Paper-IV: Object Oriented Programming through Java (2021-2022)

CO-PO	PO1	PO2	PO3	PO4	PO5	PO6
CO1	2	2	2	1	2	3
CO2	2	3	3	2	2	2
CO3	1	3	3	3	2	3
CO4	2	3	3	3	3	3
CO5	1	3	2	2	3	2
Weighted Avg.	1.8	2.8	2.6	2.2	2.4	2.6

Computer Science – Paper-V: Operating System Using C (2021-2022)

CO-PO	PO1	PO2	PO3	PO4	PO5	PO6
CO1	2	2	2	2	2	2
CO2	3	3	3	3	2	2
CO3	3	3	3	3	3	2
CO4	2	2	3	3	2	2
CO5	2	2	2	2	2	2
Weighted Avg.	1.8	2.4	2.6	2.6	2.2	2

Semester - V

Mathematics Paper-VI: Numerical methods

CO-PO	PO1	PO2	PO3	PO4	PO5	PO6
CO1	1	1	1	2	3	1
CO2	1	2	1	1	3	1
CO3	1	1	1	3	3	2
CO4	1	2	1	2	2	2
CO5	1	1	1	2	2	2
Weighted average	1	1.4	1	2	2.6	1.6

Mathematics Paper-VI : Mathematical special functions

CO-PO	PO1	PO2	PO3	PO4	PO5	PO6
CO1	1	1	1	2	3	1
CO2	1	2	1	1	3	1
CO3	1	1	1	3	3	2
CO4	1	2	1	2	2	2
CO5	1	1	1	2	2	2
Weighted average	1	1.4	1	2	2.6	1.6

Physics Paper-VI: Low Temperature Physics And Refrigeration

CO-PO	PO1	PO2	PO3	PO4	PO5	PO6
CO1	3	2	2	2	2	3
CO2	2	3	2	2	3	2
CO3	2	2	3	2	2	2
CO4	2	2	3	3	2	3
Weighted average	2.25	2.25	2.5	2.25	2.25	2.5

Physics Paper -VII: SOLAR ENERGY AND APPLICATIONS

CO-PO	PO1	PO2	PO3	PO4	PO5	PO6
CO1	3	2	3	2	2	3
CO2	2	2	3	2	3	2
CO3	2	2	2	3	2	3
CO4	2	2	3	2	2	2
Weighted average	2.25	2	2.75	2.25	2.25	2.25

Computer Science – Paper-VI A: Web Interface Designing Technologies

CO-PO	PO1	PO2	PO3	PO4	PO5	PO6
CO1	3	3	3	2	3	3
CO2	2	3	2	2	3	3
CO3	1	3	2	2	2	3
CO4	1	2	3	2	2	2
Weighted Avg.	1.75	2.75	2.5	2	2.5	2.75

Computer Science – Paper-VII A: Web Applications Development using PHP& MYSQL

CO-PO	PO1	PO2	PO3	PO4	PO5	PO6
CO1	1	2	2	2	3	2
CO2	1	3	3	2	2	3
CO3	2	3	3	2	3	2
CO4	1	3	2	3	3	2
CO5	2	3	3	2	3	3
CO6	1	2	2	3	3	2
Weighted Avg.	1.33	2.66	2.5	2.331	2.83	2.33

Semester – I**Attainment level of each course for B.Sc(MPCS)**

Courses	No. of Students attended	No. of Students Attained			CO_DA MSA	CO_IA CCAA	CO_FA FA
		DA(2)	IA(3)	FA(4)			
	(1)	DA(2)	IA(3)	FA(4)	2/1	3/1	4/1
English- I	55	54	55	46	0.98	1	0.83
Hindi - I	02	02	02	02	1	1	1
Telugu - I	24	24	24	23	1	1	0.91
Sanskrit - I	29	29	29	29	1	1	1
Differential Equations	55	54	54	52	0.98	0.98	0.95
Mechanics, waves and Oscillations	55	55	48	37	1	0.896	0.672
Problem Solving in C	55	52	55	47	0.94	1	0.85

Semester – II**Attainment level of each course for B.Sc(MPCS)**

Courses	No. of Students attended	No. of Students Attained			CO_DA MSA	CO_IA CCAA	CO_FA FA
		(1)	DA(2)	IA(3)	FA(4)	2/1	3/1
English- II	54	54	54	54	1	1	1
Hindi - II	02	02	02	02	1	1	1
Telugu - II	23	22	23	23	0.95	1	1
Sanskrit - II	30	30	30	30	1	1	1
Analytical Solid Geometry	54	53	53	52	0.98	0.98	0.95
Wave Optics	54	54	53	53	1	0.981	0.981
Data Structures using C	54	53	54	53	0.98	1	0.98

Semester – III

Attainment level of each course for B.Sc(MPCS)

Courses	No. of Students attended	No. of Students Attained			CO_DA MSA	CO_IA CCAA	CO_FA FA
		DA(2)	IA(3)	FA(4)			
	(1)	DA(2)	IA(3)	FA(4)	2/1	3/1	4/1
English- III	54	51	54	54	0.94	1	1
Hindi - III	02	02	02	02	1	1	1
Telugu - III	24	24	24	24	1	1	1
Sanskrit - III	28	28	28	27	1	1	0.96
Abstract Algebra	54	52	54	54	0.96	1	1
Heat and thermodynamics	54	54	45	45	1	0.833	0.833
Database Management System	54	49	54	53	0.92	1	0.98

Semester - IV

Attainment level of each course in Sem-IV for B.Sc.(MPCS):

Courses	No. of students attended	No. of students attained			CO_DA	CO_IA	CO_FA
		DA	IA	FA			
Real analysis	52	48	52	48	0.92	1	0.92
Linear Algebra	52	47	51	50	0.9	0.98	0.96
Electricity, Magnetism and Electronics	52	52	48	51	1	0.923	0.980
Modern Physics	52	52	48	47	1	0.903	0.903
Object Oriented Programming Through Java	52	47	52	52	0.90	1	1
Operating System using C	52	48	52	52	0.92	1	1

Semester - V**Attainment level of each course in Sem-V for B.Sc.(MPCS):**

Courses	No. of students attended	No. of students attained			CO_DA	CO_IA	CO_FA
		DA	IA	FA			
Numerical Methods	51	50	51	49	0.98	1	0.96
Mathematical Special Function	51	48	51	47	0.94	1	0.92
Low Temperature Physics and Refrigeration	51	48	51	51	0.94	1	1
Solar Energy and Applications	51	36	51	51	0.70	1	1
Web Interface Designing Technologies	51	48	51	51	0.94	1	1
Web Application Development Using PHP	51	48	51	51	0.94	1	1

B.Sc. (MPCs) DIRECT ASSESMENT ATTAINMENTS (Sem-I)

PO s	Engli sh	PO Attain ment	Weig hted prod uct	San skrit	PO Attai nment	Wei ght ed prod uct	Telu gu	PO Atta inment	Wei ghte d prod uct	Hin	PO Atta inment	Wei ghte d prod uct	Ma ths	PO Attai nment	We ight ed prod uct	Phys ics	PO Atta inment	Weight ed produc t	Compu ters	PO Attain ment	Weight ed produc t	Weight ed Sum	Weight ed Sum	Weight ed Averag e
PO 1	2.6	0.98	2.55	2.4	1	2.4	2.5	1	2.5	2.6	1	2.6	2.6	0.98	2.55	1	1	1	1.8	0.94	1.692	15.5	15.29	0.99
PO 2	2.5	0.98	2.5	2.25	1	2.25	2.0	1	2.0	2.5	1	2.5	1	0.98	0.98	2	1	2	2.8	0.94	2.632	15.05	14.86	0.99
PO 3	2.5	0.98	2.5	2.4	1	2.4	2.1	1	2.1	2.6	1	2.6	1	0.98	0.98	2	1	2	2.8	0.94	2.632	15.4	15.21	0.99
PO 4	2.5	0.98	2.5	2.5	1	2.5	2.5	1	2.5	2.6	1	2.6	2.4	0.98	2.35	3	1	3	3	0.94	2.82	18.5	18.27	0.99
PO 5	2.3	0.98	2.25	2.25	1	2.25	2.3	1	2.3	2.3	1	2.3	2.6	0.98	2.55	2	1	2	2	0.94	1.88	15.75	15.53	0.99
PO 6	2.6	0.98	2.55	2.5	1	2.5	1.6	1	1.6	2.6	1	2.6	2.6	0.98	2.55	3	1	3	2.8	0.94	2.632	17.7	17.43	0.98

B.Sc. (MPCs) DIRECT ASSESMENT ATTAINMENTS (Sem-II)

PO s	Engl ish	PO Atta inment	Wei ghte d prod uct	Sans krit	PO Atta inment	Wei ghte d prod uct	Telug u	PO Attain ment	Wei ght ed produ ct	Hin	PO Atta inment	Wei ght ed produ ct	Ma ths	PO Atta inment	Wei ghte d prod uct	Phys ics	PO Atta inment	Wei ght ed produ ct	Comp uters	PO Attain ment	Wei ght ed produ ct	Wei ght ed Sum	Wei ght ed Sum	Wei ght ed Avera ge
PO 1	2.3	1	2.3	2.4	1	2.4	2.1	0.95	2	2.5	1	2.5	2.6	0.98	2.55	1	1	1	2	0.98	1.96	14.9	14.71	0.99
PO 2	2.3	1	2.3	2.25	1	2.25	2.5	0.95	2.4	2.3	1	2.3	1	0.98	0.98	2	1	2	2.67	0.98	2.62	15.02	14.85	0.99
PO 3	2.1	1	2.1	2.4	1	2.4	2.5	0.95	2.4	2.5	1	2.5	1	0.98	0.98	2	1	2	2.33	0.98	2.28	14.83	14.66	0.99
PO 4	2.1	1	2.1	2.5	1	2.5	2.3	0.95	2.19	2	1	2	2.4	0.98	2.35	3	1	3	2.83	0.98	2.77	17.13	16.91	0.99
PO 5	2.3	1	2.3	2.25	1	2.25	2.0	0.95	1.9	2.3	1	2.3	2.6	0.98	2.55	2	1	2	2	0.98	1.96	15.45	15.26	0.99
PO 6	2.3	1	2.3	2.5	1	2.5	1.6	0.95	1.5	2	1	2	2.6	0.98	2.55	3	1	3	2.33	0.98	2.28	16.33	16.13	0.99

B.Sc. (MPCs) DIRECT ASSESMENT ATTAINMENTS (Sem-III)

POs	English	PO Attainment	Weighted product	Tel/Hindi/Sanskrit	PO Attainment	Weighted product	Telugu	PO Attainment	Weighted product	Hindi	PO Attainment	Weighted product	Maths	PO Attainment	Weighted product	Physics	PO Attainment	Weighted product	Computers	PO Attainment	Weighted product	Weighted Sum	Weighted Sum	Weighted Average
PO1	2.6	0.94	2.4	2.4	1	2.4	2.1	1	2.1	2.3	1	2.3	2.33	0.96	2.23	1	1	1	1.8	0.92	1.656	14.53	14.09	0.97
PO2	2.1	0.94	2	2.25	1	2.25	2.5	1	2.5	2	1	2	1	0.96	0.96	2	1	2	2.4	0.92	2.21	14.25	13.92	0.98
PO3	2.3	0.94	2.2	2.4	1	2.4	2.5	1	2.5	2.6	1	2.6	1	0.96	0.96	2	1	2	2.2	0.92	2.02	15	14.68	0.98
PO4	2.3	0.94	2.2	2.5	1	2.5	2.3	1	2.3	2.3	1	2.3	2.33	0.96	2.23	3	1	3	2.4	0.92	2.21	17.13	16.74	0.98
PO5	2.5	0.94	2.4	2.25	1	2.25	2.0	1	2.0	1.6	1	1.6	2.33	0.96	2.23	3	1	3	1.6	0.92	1.472	15.28	14.95	0.98
PO6	2.3	0.94	2.2	2.5	1	2.5	1.6	1	1.6	2	1	2	2.5	0.96	2.4	3	1	3	1.8	0.92	1.66	15.7	15.36	0.98

B.Sc. (MPCs) DIRECT ASSESMENT ATTAINMENTS (Sem-IV)

POs	MAth V	PO Attainment	Weighted product	MAth VI	PO Attainment	Weighted product	Physics IV	PO Attainment	Weighted product	Physics V	PO Attainment	Weighted product	Computer Paper - IV	PO Attainment	Weighted product	Computer Paper - V	PO Attainment	Weighted product	Weighted Sum	Weighted Sum	Weighted Average
PO1	2.5	0.92	2.3	2.5	0.9	2.2	1	1	1	1	1	1	1.8	0.90	1.62	1.8	0.92	1.656	10.6	9.776	0.92
PO2	1	0.92	0.92	1	0.9	0.9	1	1	1	1	1	1	2.8	0.90	2.52	2.4	0.92	2.21	9.2	8.55	0.93
PO3	1	0.92	0.92	1	0.9	0.9	2	1	2	2	1	2	2.6	0.90	2.34	2.6	0.92	2.39	11.2	10.55	0.94
PO4	3	0.92	2.8	3	0.9	3	3	1	3	3	1	3	2.2	0.90	1.98	2.6	0.92	2.39	16.8	16.17	0.96
PO5	2.5	0.92	2.3	2.5	0.9	2.2	3	1	3	3	1	3	2.4	0.90	2.16	2.2	0.92	2.024	15.6	14.684	0.94
PO6	2.8	0.92	2.6	2.8	0.9	2.5	3	1	3	3	1	3	2.6	0.90	2.34	2	0.92	1.84	16.2	15.28	0.94

B.Sc. (MPCS) SEM-V DIRECT ASSESMENT ATTAINMENTS

PO s	Maths VI	PO Attainment	Weighted product	Maths VII	PO Attainment	Weighted product	Phy VI	PO Attainment	Weighted product	Phy VII	PO Attainment	Weighted product	CS VI	PO Attainment	Weighted product	CS VII	PO Attainment	Weighted product	Weighted Sum	Weighted Sum	Weighted Average
PO1	1	0.98	0.98	1	0.94	0.94	2	0.94	1.88	2	0.70	1.4	1.75	0.94	1.65	1.33	0.94	1.25	9.08	8.1	0.89
PO2	1.4	0.98	1.372	1.4	0.94	1.316	2.25	0.94	2.11	2	0.70	1.4	2.75	0.94	2.58	2.66	0.94	2.5	12.46	11.278	0.91
PO3	1	0.98	0.98	1	0.94	0.94	1.75	0.94	1.64	2.75	0.70	2.03	2.5	0.94	2.35	2.5	0.94	2.35	11.5	10.29	0.89
PO4	2	0.98	1.96	2	0.94	1.88	1.75	0.94	1.64	2	0.70	1.4	2	0.94	1.88	2.33	0.94	2.19	12.08	10.95	0.91
PO5	2.6	0.98	2.55	2.6	0.94	2.44	2.25	0.94	2.11	2.25	0.70	1.57	2.5	0.94	2.35	2.83	0.94	2.66	15.03	13.68	0.91
PO6	1.6	0.98	1.57	1.6	0.94	1.504	1.5	0.94	1.41	2.5	0.70	1.75	2.75	0.94	2.5	2.33	0.94	2.19	12.28	10.924	0.89

B.Sc. (MPCs) INDIRECT ASSESMENT ATTAINMENTS (Sem-I)

POs	English	PO Attainment	Weighted product	Tel/Hindi/Sanskrit	PO Attainment	Weighted product	Telugu	PO Attainment	Weighted product	Hin	PO Attainment	Weighted product	Ma	PO Attainment	Weighted product	Physics	PO Attainment	Weighted product	Computer	PO Attainment	Weighted product	Weighted Sum	Weighted Sum	Weighted Average
PO1	2.6	1	2.6	2.4	1	2.4	2.5	1	2.5	2.6	1	2.6	2.6	0.98	2.55	1	0.896	0.896	1.8	1	1.8	15.5	15.35	0.99
PO2	2.5	1	2.5	2.25	1	2.25	2.0	1	2.0	2.5	1	2.5	1	0.98	0.98	2	0.896	1.792	2.8	1	2.8	15.05	14.82	0.98
PO3	2.5	1	2.5	2.4	1	2.4	2.1	1	2.1	2.6	1	2.6	1	0.98	0.98	2	0.896	1.792	2.8	1	2.8	15.4	15.17	0.99
PO4	2.5	1	2.5	2.5	1	2.5	2.5	1	2.5	2.6	1	2.6	2.4	0.98	2.35	3	0.896	2.688	3	1	3	18.5	18.14	0.98
PO5	2.3	1	2.3	2.25	1	2.25	2.3	1	2.3	2.3	1	2.3	2.6	0.98	2.55	2	0.896	1.792	2	1	2	15.75	15.49	0.98
PO6	2.6	1	2.6	2.5	1	2.5	1.6	1	1.6	2.6	1	2.6	2.6	0.98	2.55	3	0.896	2.688	2.8	1	2.8	17.7	17.34	0.98

B.Sc. (MPCs) INDIRECT ASSESMENT ATTAINMENTS (Sem-II)

POs	English	PO Attainment	Weighted product	Sanskrit	PO Attainment	Weighted product	Telugu	PO Attainment	Weighted product	Hin	PO Attainment	Weighted product	Maths	PO Attainment	Weighted product	Physics	PO Attainment	Weighted product	Comp	PO Attainment	Weighted product	Weighted Sum	Weighted Sum	Weighted Average
PO1	2.3	1	2.3	2.4	1	2.4	2.1	1	2.1	2.5	1	2.5	2.6	0.98	2.55	1	0.981	0.981	2	1	2	14.9	14.83	0.99
PO2	2.3	1	2.3	2.25	1	2.25	2.5	1	2.5	2.3	1	2.3	1	0.98	0.98	2	0.981	1.962	2.67	1	2.67	15.02	14.96	0.99
PO3	2.1	1	2.1	2.4	1	2.4	2.5	1	2.5	2.5	1	2.5	1	0.98	0.98	2	0.981	1.962	2.33	1	2.33	14.83	14.77	0.99
PO4	2.1	1	2.1	2.5	1	2.5	2.3	1	2.3	2	1	2	2.4	0.98	2.35	3	0.981	2.943	2.83	1	2.83	17.13	17.02	0.99
PO5	2.3	1	2.3	2.25	1	2.25	2.0	1	2.0	2.3	1	2.3	2.6	0.98	2.55	2	0.981	1.962	2	1	2	15.45	15.36	0.99
PO6	2.3	1	2.3	2.5	1	2.5	1.6	1	1.6	2	1	2	2.6	0.98	2.55	3	0.981	2.943	2.33	1	2.33	16.33	16.22	0.99

B.Sc. (MPCs) INDIRECT ASSESMENT ATTAINMENTS (Sem-III)

PO s	Engl ish	PO Atta inment	Wei ghte d product	Tel/ Hin di/S ans krit	PO Atta inment	Wei ghte d product	Telug u	PO Attai nment	Weigh ted produ ct	Hin	PO Attai nment	Weigh ted produ ct	Maths	PO Attai nment	Weigh ted produ ct	Physic s	PO Attainm ent	Weigh ted produ ct	Com pute rs	PO Attai nment	Weight ed produc t	Weigh ted Sum	Weigh ted Sum	Weight ed Averag e
PO1	2.6	1	2.6	2.4	1	2.4	2.1	1	2.1	2.3	1	2.3	2.33	1	2.33	1	0.833	0.833	1.8	1	1.8	14.53	14.36	0.99
PO2	2.1	1	2.1	2.25	1	2.25	2.5	1	2.5	2	1	2	1	1	1	2	0.833	1.666	2.4	1	2.4	14.25	13.92	0.98
PO3	2.3	1	2.3	2.4	1	2.4	2.5	1	2.5	2.6	1	2.6	1	1	1	2	0.833	1.666	2.2	1	2.2	15	14.67	0.98
PO4	2.3	1	2.3	2.5	1	2.5	2.3	1	2.3	2.3	1	2.3	2.33	1	2.33	3	0.833	2.499	2.4	1	2.4	17.13	16.63	0.97
PO5	2.5	1	2.5	2.25	1	2.25	2.0	1	2.0	1.6	1	1.6	2.33	1	2.33	3	0.833	2.499	1.6	1	1.6	15.28	14.78	0.97
PO6	2.3	1	2.3	2.5	1	2.5	1.6	1	1.6	2	1	2	2.5	1	2.5	3	0.833	2.499	1.8	1	1.8	15.7	15.2	0.97

B.Sc. (MPCs) INDIRECT ASSESMENT ATTAINMENTS (Sem-IV)

PO s	MAth hs V	PO Attain ment	Weigh ted produ ct	Mat hs VI	PO Attai nment	Wei ghte d product	Phys ics IV	PO Attain ment	Weigh ted product	Phys ics V	PO Attain ment	Weigh ted product	Com puter Paper - IV	PO Attai nment	Weight ed product	Com puter Pape r- V	PO Attain ment	Weight ed product	Weight ed Sum	Weight ed Sum	Weight ed Averag e
PO 1	2.5	1	2.5	2.5	0.98	2.5	1	0.923	0.923	1	0.903	0.903	1.8	1	1.8	1.8	1	1.8	10.6	10.43	0.98
PO 2	1	1	1	1	0.98	0.98	1	0.923	0.923	1	0.903	0.903	2.8	1	2.8	2.4	1	2.4	9.2	9.01	0.98
PO 3	1	1	1	1	0.98	0.98	2	0.923	1.846	2	0.903	1.806	2.6	1	2.6	2.6	1	2.6	11.2	10.83	0.97
PO 4	3	1	3	3	0.98	3	3	0.923	2.769	3	0.903	2.709	2.2	1	2.2	2.6	1	2.6	16.8	16.28	0.97
PO 5	2.5	1	2.5	2.5	0.98	2.5	3	0.923	2.769	3	0.903	2.709	2.4	1	2.4	2.2	1	2.2	15.6	15.08	0.97
PO 6	2.8	1	2.8	2.8	0.98	2.7	3	0.923	2.769	3	0.903	2.709	2.6	1	2.6	2	1	2	16.2	15.58	0.96

B.Sc. (MPCS) – SEM-V INDIRECT ASSESMENT ATTAINMENTS

POs	Maths VI	PO Attainment	Weighted product	Maths VII	PO Attainment	Weighted product	Phy VI	PO Attainment	Weighted product	Phy VII	PO Attainment	Weighted product	CS VI	PO Attainment	Weighted product	CS VII	PO Attainment	Weighted product	Weighted Sum	Weighted Sum	Weighted Average
PO1	1	1	1	1	1	1	2	1	2	2	1	2	1.75	1	1.75	1.33	1	1.33	9.08	9.08	1
PO2	1.4	1	1.4	1.4	1	1.4	2.25	1	2.25	2	1	2	2.75	1	2.75	2.66	1	2.66	12.46	12.46	1
PO3	1	1	1	1	1	1	1.75	1	1.75	2.75	1	2.75	2.5	1	2.5	2.5	1	2.5	11.5	11.5	1
PO4	2	1	2	2	1	2	1.75	1	1.75	2	1	2	2	1	2	2.33	1	2.33	12.08	12.08	1
PO5	2.6	1	2.6	2.6	1	2.6	2.25	1	2.25	2.25	1	2.25	2.5	1	2.5	2.83	1	2.83	15.03	15.03	1
PO6	1.6	1	1.6	1.6	1	1.6	1.5	1	1.5	2.5	1	2.5	2.75	1	2.75	2.33	1	2.33	12.28	12.28	1

B.Sc. (MPCS) FINAL ASSESMENT ATTAINMENTS (Sem-I)

POs	English	PO Attainment	Weighted product	Sanskrit	PO Attainment	Weighted product	Telugu	PO Attainment	Weighted product	Hindi	PO Attainment	Weighted product	Maths	PO Attainment	Weighted product	Physics	PO Attainment	Weighted product	Computers	PO Attainment	Weighted product	Weighted Sum	Weighted Sum	Weighted Average
PO1	2.6	0.83	2.16	2.4	1	2.4	2.5	0.91	2.28	2.6	1	2.6	2.6	0.95	2.3	1	0.672	0.672	1.8	0.85	1.53	15.5	13.94	0.90
PO2	2.5	0.83	2.1	2.25	1	2.25	2.0	0.91	1.8	2.5	1	2.5	1	0.95	0.95	2	0.672	1.344	2.8	0.85	2.38	15.05	13.32	0.89
PO3	2.5	0.83	2.1	2.4	1	2.4	2.1	0.91	1.9	2.6	1	2.6	1	0.95	0.95	2	0.672	1.344	2.8	0.85	2.38	15.4	13.67	0.89
PO4	2.5	0.83	2.1	2.5	1	2.5	2.5	0.91	2.28	2.6	1	2.6	2.4	0.95	2.3	3	0.672	2.016	3	0.85	2.55	18.5	16.35	0.88
PO5	2.3	0.83	1.91	2.25	1	2.25	2.3	0.91	2.1	2.3	1	2.3	2.6	0.95	2.3	2	0.672	1.344	2	0.85	1.7	15.75	13.90	0.88
PO6	2.6	0.83	2.16	2.5	1	2.5	1.6	0.91	1.5	2.6	1	2.6	2.6	0.95	2.3	3	0.672	2.016	2.8	0.85	2.38	17.7	15.46	0.87

B.Sc. (MPCs) FINAL ASSESMENT ATTAINMENTS (Sem-II)

POs	English	PO Attainment	Weighted product	Tel/Hindi/Sanskrit	PO Attainment	Weighted product	Telugu	PO Attainment	Weighted product	Hindi	PO Attainment	Weighted product	Maths	PO Attainment	Weighted product	Physics	PO Attainment	Weighted product	Computers	PO Attainment	Weighted product	Weighted Sum	Weighted Sum	Weighted Average
PO 1	2.3	1	2.3	2.4	1	2.4	2.1	1	2.1	2.5	1	2.5	2.6	0.95	2.3	1	0.981	0.981	2	0.98	1.96	13.9	14.54	1.05
PO 2	2.3	1	2.3	2.25	1	2.25	2.5	1	2.5	2.3	1	2.3	1	0.95	0.95	2	0.981	1.962	2.67	0.98	2.62	13.02	14.88	1.14
PO 3	2.1	1	2.1	2.4	1	2.4	2.5	1	2.5	2.5	1	2.5	1	0.95	0.95	2	0.981	1.962	2.33	0.98	2.28	12.83	14.69	1.15
PO 4	2.1	1	2.1	2.5	1	2.5	2.3	1	2.3	2	1	2	2.4	0.95	2.3	3	0.981	2.943	2.83	0.98	2.77	14.13	16.91	1.20
PO 5	2.3	1	2.3	2.25	1	2.25	2.0	1	2.0	2.3	1	2.3	2.6	0.95	2.3	2	0.981	1.962	2	0.98	1.96	13.45	15.07	1.12
PO 6	2.3	1	2.3	2.5	1	2.5	1.6	1	1.6	2	1	2	2.6	0.95	2.3	3	0.981	2.943	2.33	0.98	2.28	13.33	15.92	1.19

B.Sc. (MPCs) FINAL ASSESMENT ATTAINMENTS (Sem-III)

POs	English	PO Attainment	Weighted product	Tel/Hindi/Sanskrit	PO Attainment	Weighted product	Telugu	PO Attainment	Weighted product	Hindi	PO Attainment	Weighted product	Maths	PO Attainment	Weighted product	Physics	PO Attainment	Weighted product	Computers	PO Attainment	Weighted product	Weighted Sum	Weighted Sum	Weighted Average
PO 1	2.6	1	2.6	2.4	0.96	2.3	2.1	1	2.1	2.3	1	2.3	2.3 3	1	2.3 3	1	0.833	0.833	1.8	0.98	1.764	14.53	14.23	0.98
PO 2	2.1	1	2.1	2.25	0.96	2.16	2.5	1	2.5	2	1	2	1	1	1	2	0.833	1.666	2.4	0.98	2.35	14.25	13.78	0.97
PO 3	2.3	1	2.3	2.4	0.96	2.3	2.5	1	2.5	2.6	1	2.6	1	1	1	2	0.833	1.666	2.2	0.98	2.16	15	14.53	0.97
PO 4	2.3	1	2.3	2.5	0.96	2.4	2.3	1	2.3	2.3	1	2.3	2.3 3	1	2.3 3	3	0.833	2.499	2.4	0.98	2.35	17.13	16.48	0.96
PO 5	2.5	1	2.5	2.25	0.96	2.16	2.0	1	2.0	1.6	1	1.6	2.3 3	1	2.3 3	3	0.833	2.499	1.6	0.98	1.568	15.28	14.66	0.96
PO 6	2.3	1	2.3	2.5	0.96	2.4	1.6	1	1.6	2	1	2	2.5	1	2.5	3	0.833	2.499	1.8	0.98	1.76	15.7	15.06	0.96

B.Sc. (MPCs) FINAL ASSESMENT ATTAINMENTS (Sem-IV)

POs	MAths V	PO Attainment	Weighted product	Mat hs VI	PO Attainment	Weighted product	Physics IV	PO Attainment	Weighted product	Physics V	PO Attainment	Weighted product	Computer Paper- IV	PO Attainment	Weighted product	Computer Paper- V	PO Attainment	Weighted product	Weighted Sum	Weighted Sum	Weighted Average
PO 1	2.5	0.92	2.3	2.5	0.96	2.4	1	0.980	0.980	1	0.903	0.903	1.8	1	1.8	1.8	1	1.8	10.6	10.18	0.96
PO 2	1	0.92	0.92	1	0.96	0.96	1	0.980	0.980	1	0.903	0.903	2.8	1	2.8	2.4	1	2.4	9.2	8.96	0.97
PO 3	1	0.92	0.92	1	0.96	0.96	2	0.980	1.96	2	0.903	1.806	2.6	1	2.6	2.6	1	2.6	11.2	10.85	0.97
PO 4	3	0.92	2.8	3	0.96	2.88	3	0.980	2.94	3	0.903	2.709	2.2	1	2.2	2.6	1	2.6	16.8	16.13	0.96
PO 5	2.5	0.92	2.3	2.5	0.96	2.4	3	0.980	2.94	3	0.903	2.709	2.4	1	2.4	2.2	1	2.2	15.6	14.95	0.96
PO 6	2.8	0.92	2.6	2.8	0.96	2.7	3	0.980	2.94	3	0.903	2.709	2.6	1	2.6	2	1	2	16.2	15.55	0.96

B.Sc. (MPCS) SEM-V FINAL ASSESMENT ATTAINMENTS

POs	Maths VI	PO Attainment	Weighted product	Mat hs VII	PO Attainment	Weighted product	Phy VI	PO Attainment	Weighted product	Phy VII	PO Attainment	Weighted product	CS VI	PO Attainment	Weighted product	CS VII	PO Attainment	Weighted product	Weighted Sum	Weighted Sum	Weighted Average
PO1	1	0.96	0.96	1	0.92	0.92	2	1	2	2	1	2	1.75	1	1.75	1.33	1	1.33	9.08	8.96	0.99
PO2	1.4	0.96	1.344	1.4	0.92	1.288	2.25	1	2.25	2	1	2	2.75	1	2.75	2.66	1	2.66	12.46	12.292	0.99
PO3	1	0.96	0.96	1	0.92	0.92	1.75	1	1.75	2.75	1	2.75	2.5	1	2.5	2.5	1	2.5	11.5	11.38	0.99
PO4	2	0.96	1.92	2	0.92	1.84	1.75	1	1.75	2	1	2	2	1	2	2.33	1	2.33	12.08	11.84	0.98
PO5	2.6	0.96	2.496	2.6	0.92	2.392	2.25	1	2.25	2.25	1	2.25	2.5	1	2.5	2.83	1	2.83	15.03	14.718	0.98
PO6	1.6	0.96	1.536	1.6	0.92	1.472	1.5	1	1.5	2.5	1	2.5	2.75	1	2.75	2.33	1	2.33	12.28	12.088	0.98

MPCS CC_DA Attainment 2020 – 2021


	Sum of Weighted Product/ Weighted Sum of POs Sem -I	Sum of Weighted Product/ Weighted Sum of POs Sem -II	Sum of Weighted Product/ Weighted Sum of POs Sem -III	Sum of Weighted Product/ Weighted Sum of POs Sem -IV	Sum of Weighted Product/ Weighted Sum of POs Sem -V	Average of Pos Attained	% of Attainment
Pos1	0.99	0.99	0.97	0.92	0.89	0.95	95%
Pos2	0.99	0.99	0.98	0.93	0.91	0.96	96%
Pos3	0.99	0.99	0.98	0.94	0.89	0.96	96%
Pos4	0.99	0.99	0.98	0.96	0.91	0.97	97%
Pos5	0.99	0.99	0.98	0.94	0.91	0.96	96%
Pos6	0.98	0.99	0.98	0.94	0.89	0.96	96%

MPCS CC_IA Attainment 2020 – 2021

	Sum of Weighted Product/ Weighted Sum of POs Sem -I	Sum of Weighted Product/ Weighted Sum of POs Sem -II	Sum of Weighted Product/ Weighted Sum of POs Sem -III	Sum of Weighted Product/ Weighted Sum of POs Sem -IV	Sum of Weighted Product/ Weighted Sum of POs Sem -V	Average of Pos Attained	% of Attainment
Pos1	0.99	0.99	0.99	0.98	1	0.99	99%
Pos2	0.98	0.99	0.98	0.98	1	0.99	99%
Pos3	0.99	0.99	0.98	0.97	1	0.99	99%
Pos4	0.98	0.99	0.97	0.97	1	0.98	98%
Pos5	0.98	0.99	0.97	0.97	1	0.98	98%
Pos6	0.98	0.99	0.97	0.96	1	0.98	98%

MPCS CC_FA Attainment 2020 – 2021

	Sum of Weighted Product/ Weighted Sum of POs Sem -I	Sum of Weighted Product/ Weighted Sum of POs Sem -II	Sum of Weighted Product/ Weighted Sum of POs Sem - III	Sum of Weighted Product/ Weighted Sum of POs Sem -IV	Sum of Weighted Product/ Weighted Sum of POs Sem -V	Average of Pos Attained	% of Attainment
Pos1	0.90	1.05	0.98	0.96	0.99	0.95	95%
Pos2	0.89	1.14	0.97	0.97	0.99	0.96	96%
Pos3	0.89	1.15	0.97	0.97	0.99	0.96	96%
Pos4	0.88	1.20	0.96	0.96	0.98	0.97	97%
Pos5	0.88	1.12	0.96	0.96	0.98	0.96	96%
Pos6	0.87	1.19	0.96	0.96	0.98	0.96	96%


 PRINCIPAL
 A.S.D.GOV.T.DEGREE COLLEGE (M)
 AUTONOMOUS
 KARNATAKA

A.S.D Government Degree College for Women(A),Kakinada
DEPARTMENT OF HOME SCIENCE
SEMESTER – I

PO and CO Mapping and Attainment 2020-21 admitted batch
HSC-101 – Basic Nutrition (BN)

COs	PO1	PO2	PO3	PO4	PO5	PO6
CO1	3	2	2	2	2	2
CO2	3	2	3	3	3	2
CO3	3	2	2	3	3	2
CO4	3	2	2	3	2	2
CO5	3	2	2	2	2	3
CO6	2	2	3	2	3	2
Average	2.83	2	2.33	2.5	2.5	2.16

HSC-102 – General Psychology (G.Psy)

COs	PO1	PO2	PO3	PO4	PO5	PO6
CO1	3	2	2	3	2	2
CO2	2	3	2	2	3	2
CO3	2	3	2	2	2	3
CO4	2	2	3	3	2	2
CO5	2	2	3	2	3	2
CO6	2	2	2	3	2	3
Average	2.16	2.33	2.33	2.5	2.33	2.33

HSC-103– Fundamentals of Textiles (F.Text)

COs	PO1	PO2	PO3	PO4	PO5	PO6
CO1	3	2	2	3	2	2
CO2	2	3	2	2	3	2
CO3	2	2	3	3	3	2
CO4	2	2	2	2	3	2
CO5	2	2	2	3	2	2
CO6	2	3	3	2	3	2
Average	2.16	2.33	2.33	2.5	2.66	2.0

Cos attainment Targets at Course level:

Course Evaluation	Levels of Assessment	Target Fixed	Attainment Level
CIA (25 Marks)	MSA 15 Marks(Mid)	≥ 7.5 Marks	1 otherwise zero
	CCAA 10 Marks(Assignment and Seminars)	≥ 7.5 Marks	1 otherwise zero
SEE (75 Marks)	FA	≥ 26 Marks	1 otherwise zero

Attainment level of each course in Sem 1:

Courses	No of students attended	No of students attained			CO_MSA	CO_CCAA	CO_FA
		MSA	CCAA	FA			
Eng	21	21	21	9	1	1	0.42
Tel	09	09	09	04	1	1	0.4
San	11	09	11	11	0.81	1	0.66
Hin	02	02	02	01	1	1	0.5
BN	21	20	21	18	0.95	1	0.85
G. Psy	21	19	21	18	0.90	1	0.85
F. Tex	21	21	21	21	1	1	1

MSA Assessment Attainment Sem I

PO s	En g	P O A	W P	Te l	P O A	W P	Sa n	POA	W P	Hi n	P O A	W P	BN	POA	W P	G. Psy	POA	W P	F. Tex	POA	W P	SW	WS	WA	% of att ain me nt
PO 1	2.6	1	2.6	2.5	1	2.5	2.4	0.81	1.9	2.6	1	2.6	2.8	0.95	2.7	2.2	0.90	2.0	2.2	1	2.2	19.5	16.5	0.85	85
PO 2	2.5	1	2.5	2.0	1	2.0	2.2	0.81	1.8	2.5	1	2.5	2.0	0.95	1.9	2.3	0.90	2.1	2.3	1	2.3	18.1	15.1	0.83	83
PO 3	2.5	1	2.5	2.1	1	2.1	2.4	0.81	1.9	2.6	1	2.6	2.3	0.95	2.2	2.3	0.90	2.1	2.3	1	2.3	18.8	15.7	0.84	84
PO 4	2.5	1	2.5	2.5	1	2.5	2.5	0.81	2.0	2.6	1	2.6	2.5	0.95	2.4	2.5	0.90	2.3	2.5	1	2.5	20.1	16.8	0.83	83
PO 5	2.3	1	2.3	2.3	1	2.3	2.2	0.81	1.8	2.3	1	2.3	2.5	0.95	2.4	2.3	0.90	2.1	2.7	1	2.7	19.3	15.8	0.82	82
PO 6	2.6	1	2.6	1.6	1	1.6	2.5	0.81	2.0	2.6	1	2.6	2.2	0.95	2.1	2.3	0.90	2.1	2.0	1	2.0	17.8	15.0	0.84	84

CCAA Attainment Sem I

POs	Eng	POA	WP	Tel	POA	WP	San	POA	WP	Hin	POA	WP	BN	POA	WP	G.Psy	POA	WP	F.Tex	POA	WP	SW	WS	WA	% of attainment
PO1	2.6	1	2.6	2.6	1	2.6	2.4	1	2.4	2.6	1	2.6	2.8	1	2.8	2.2	1	2.2	2.2	1	2.2	19.6	17.4	0.89	89
PO2	2.5	1	2.5	2.5	1	2.5	2.2	1	2.2	2.5	1	2.5	2.0	1	2.0	2.3	1	2.3	2.3	1	2.3	18.6	16.3	0.88	88
PO3	2.5	1	2.5	2.5	1	2.5	2.4	1	2.4	2.6	1	2.6	2.3	1	2.3	2.3	1	2.3	2.3	1	2.3	19.2	16.9	0.88	88
PO4	2.5	1	2.5	2.5	1	2.5	2.5	1	2.5	2.6	1	2.6	2.5	1	2.5	2.5	1	2.5	2.5	1	2.5	20.1	17.6	0.88	88
PO5	2.3	1	2.3	2.3	1	2.3	2.2	1	2.2	2.3	1	2.3	2.5	1	2.5	2.3	1	2.3	2.7	1	2.7	19.3	16.6	0.86	86
PO6	2.6	1	2.6	2.6	1	2.6	2.5	1	2.5	2.6	1	2.6	2.2	1	2.2	2.3	1	2.3	2.0	1	2.0	18.8	16.8	0.89	89

FA Attainment Sem I

POs	Eng	POA	WP	Te1	POA	WP	San	POA	WP	Hin	POA	WP	BN	POA	WP	G.Psy	POA	WP	F.Tex	POA	WP	SW	WS	WA	% of attainment
PO1	2.6	0.42	1.1	2.5	0.4	1	2.4	0.66	1.58	2.6	1	2.6	2.8	0.85	2.38	2.2	0.85	1.9	2.2	1	2.2	19.6	17.4	0.89	89
O2	2.5	0.42	1.1	2.0	0.4	0.8	2.2	0.66	1.45	2.5	1	2.5	2.0	0.85	1.70	2.3	0.85	2.0	2.3	1	2.3	18.6	16.3	0.88	88
O3	2.5	0.42	1.1	2.1	0.4	0.84	2.4	0.66	1.58	2.6	1	2.6	2.3	0.85	1.96	2.3	0.85	2.0	2.3	1	2.3	19.2	16.9	0.88	88
O4	2.5	0.42	1.1	2.5	0.4	1	2.5	0.66	1.65	2.6	1	2.6	2.5	0.85	2.13	2.5	0.85	2.1	2.5	1	2.5	20.1	17.6	0.88	88
O5	2.3	0.42	1.0	2.3	0.4	0.92	2.2	0.66	1.45	2.3	1	2.3	2.5	0.85	2.13	2.3	0.85	2.0	2.7	1	2.7	19.3	16.6	0.86	86
O6	2.6	0.42	1.1	1.6	0.4	0.64	2.5	0.66	1.65	2.6	1	2.6	2.2	0.85	1.87	2.3	0.85		2.0	1	2.0	18.8	16.8	0.89	89

SEMESTER - II

HSC-201 – Introduction to Food Science (IFS))

COs	PO1	PO2	PO3	PO4	PO5	PO6
CO1	3	2	3	2	2	2
CO2	2	3	3	2	2	2
CO3	2	2	3	2	3	2
CO4	2	2	3	3	2	2
CO5	3	2	3	3	3	2
CO6	3	2	3	2	3	3
Average	2.5	2.16	3.0	2.33	2.5	2.16

HSC-202 - Housing for Better Living (HBL)

COs	PO1	PO2	PO3	PO4	PO5	PO6
CO1	3	2	3	2	2	2
CO2	2	3	3	2	3	2
CO3	2	2	3	3	2	2
CO4	2	2	3	3	3	2
CO5	2	2	3	2	3	2
CO6	2	2	3	2	2	3
Average	2.2	2.2	3	2.3	2.5	2.2

HSC- 203 – Fundamentals of Home Science Extension (FHSE)

COs	PO1	PO2	PO3	PO4	PO5	PO6
CO1	3	2	3	3	2	2
CO2	2	3	3	3	2	2
CO3	2	2	3	2	3	2
CO4	2	2	3	3	3	2
CO5	2	2	3	2	3	2
CO6	2	2	3	2	3	3
Average	2.2	2.2	3.0	2.5	2.7	2.2

Cos attainment Targets at Course level:

Course Evaluation	Levels of Assessment	Target Fixed	Attainment Level
CIA (25 Marks)	MSA 15 Marks (Mid)	≥ 7.5 Marks	1 otherwise zero
	CCAA 10 Marks (Assignment and Seminars)	≥ 7.5 Marks	1 otherwise zero
SEE (75 Marks)	FA	≥ 26 Marks	1 otherwise zero

Attainment level of each course in Sem II:

Courses	No of students attended	No of students attained			CO_MSA	CO_CCAA	CO_FA
		MSA	CCAA	FA			
Eng	19	19	19	19	1	1	1
Tel	10	10	10	4	1	1	0.4
San	9	09	9	5	1	1	0.55
Hin	02	02	02	02	1	1	1
IFS	19	18	16	13	0.94	0.84	0.68
HBL	19	18	18	14	0.94	0.94	0.73
FHSE	19	19	19	13	1	1	0.68

MSA Assessment Attainment Sem II

POs	Eng	PO A	WP	Tel	PO A	WP	San	PO A	WP	Hin	PO A	WP	IFS	PO A	WP	HB L	PO A	WP	FH SE	PO A	WP	SW	WS	WA	% of attainment
PO 1	2.3	1	2.3	2.1	1	2.1	2.4	1	2.4	2.5	1	2.5	2.5	0.94	2.4	2.2	0.94	2.1	2.2	1	2.2	18.4	16.0	0.87	87
PO 2	2.3	1	2.3	2.5	1	2.5	2.2	1	2.2	2.3	1	2.3	2.2	0.94	2.1	2.2	0.94	2.1	2.2	1	2.2	18.1	15.7	0.87	87
PO 3	2.1	1	2.1	2.5	1	2.5	2.4	1	2.4	2.5	1	2.5	3.0	0.94	2.8	3.0	0.94	2.8	3.0	1	3.0	21.5	18.1	0.84	84
PO 4	2.1	1	2.1	2.3	1	2.3	2,5	1	2,5	2	1	2	2.3	0.94	2.2	2.3	0.94	2.2	2.5	1	2.5	18.5	15.8	0.85	85
PO 5	2.3	1	2.3	2.0	1	2.0	2.2	1	2.2	2.3	1	2.3	2.5	0.94	2.4	2.5	0.94	2.4	2.7	1	2.7	19.2	16.3	0.85	85
PO 6	2.3	1	2.3	1.6	1	1.6	2.5	1	2.5	2	1	2	2.2	0.94	2.1	2.2	0.94	2.1	2.2	1	2.2	17.2	14.8	0.86	86

CCAA Attainment Sem II

POs	Eng	POA	WP	Te1	POA	WP	San	POA	WP	Hi n	POA	WP	IFS	POA	WP	HB L	POA	WP	FHSE	POA	WP	SW	WS	WA	% of attainment
PO1	2.3	1	2.3	2.1	1	2.1	2.4	1	2.4	2.5	1	2.5	2.5	0.84	2.1	2.2	0.94	2.1	2.2	1	2.2	13.70	13.20	0.96	96
PO2	2.3	1	2.3	2.5	1	2.5	2.2	1	2.2	2.3	1	2.3	2.2	0.84	1.8	2.2	0.94	2.1	2.2	1	2.2	13.60	13.10	0.96	96
PO3	2.1	1	2.1	2.5	1	2.5	2.4	1	2.4	2.5	1	2.5	3.0	0.84	2.5	3.0	0.94	2.8	3.0	1	3.0	16.00	15.30	0.96	96
PO4	2.1	1	2.1	2.3	1	2.3	2.5	1	2.5	2	1	2	2.3	0.84	1.9	2.3	0.94	2.2	2.5	1	2.5	14.00	13.50	0.96	96
PO5	2.3	1	2.3	2.0	1	2.0	2.2	1	2.2	2.3	1	2.3	2.5	0.84	2.1	2.5	0.94	2.4	2.7	1	2.7	14.20	13.70	0.96	96
PO6	2.3	1	2.3	1.6	1	1.6	2.5	1	2.5	2	1	2	2.2	0.84	1.2	2.2	0.94	2.1	2.2	1	2.2	13.00	11.90	0.92	92

POA:PO Attainment WP: Weighted Product SW: Sum of weights WS: Weighted Sum Weighted Average

FA Attainment Sem II

POs	Eng	POA	WP	Tel	POA	WP	San	POA	WP	Hin	POA	WP	IFS	POA	WP	HL	POA	WP	FHSE	POA	WP	SW	WS	WA	% of attainment
PO1	2.3	1	2.3	2.1	0.4	0.84	2.4	0.55	1.3	2.5	1	2.5	2.5	0.68	1.7	2.2	0.73	1.6	2.2	0.68	1.5	17.7	11.7	0.66	66
PO2	2.3	1	2.3	2.5	0.4	1	2.2	0.55	1.2	2.3	1	2.3	2.2	0.68	1.5	2.2	0.73	1.6	2.2	0.68	1.5	17.4	11.4	0.66	66
PO3	2.1	1	2.1	2.5	0.4	1	2.4	0.55	1.3	2.5	1	2.5	3.0	0.68	2.0	3.0	0.73	2.2	3.0	0.68	2.0	20.5	13.1	0.64	64
PO4	2.1	1	2.1	2.3	0.4	0.92	2.5	0.55	1.4	2	1	2	2.3	0.68	1.6	2.3	0.73	1.7	2.5	0.68	1.7	17.7	11.4	0.65	65
PO5	2.3	1	2.3	2.0	0.4	0.8	2.2	0.55	1.2	2.3	1	2.3	2.5	0.68	1.7	2.5	0.73	1.8	2.7	0.68	1.8	18.3	11.9	0.65	65
PO6	2.3	1	2.3	1.6	0.4	0.64	2.5	0.55	1.4	2	1	2	2.2	0.68	1.5	2.2	0.73	1.6	2.2	0.68	1.5	16.5	10.9	0.66	66

POA:PO Attainment WP: Weighted Product SW: Sum of weights WS: Weighted Sum Weighted Average

SEMESTER - III

H.SC 301: Family & Community Nutrition (FCN)

COs	PO1	PO2	PO3	PO4	PO5	PO6
CO1	3	2	3	3	2	2
CO2	3	2	3	3	2	2
CO3	2	2	3	2	3	2
CO4	2	2	3	3	3	2
CO5	2	2	3	2	3	3
CO6	2	2	3	2	3	3
Average	2.3	2.0	3.0	2.5	2.7	2.3

H.SC 302: Principles of Garment Construction (PGC))

COs	PO1	PO2	PO3	PO4	PO5	PO6
CO1	3	2	3	2	2	2
CO2	3	2	3	3	2	2
CO3	2	2	3	2	3	2
CO4	2	2	3	3	3	2
CO5	2	2	3	2	3	3
CO6	2	2	3	2	3	3
Average	2.3	2.0	3.0	2.3	2.7	2.3

H.SC 303: Child Development (CD)

COs	PO1	PO2	PO3	PO4	PO5	PO6
CO1	3	2	3	2	2	2
CO2	2	3	3	3	2	2
CO3	2	2	3	3	3	2
CO4	2	2	3	2	3	2
CO5	2	2	3	2	3	2
CO6	2	2	3	2	3	3
Average	2.2	2.2	3.0	2.3	2.7	2.2

Cos attainment Targets at Course level:

Course Evaluation	Levels of Assessment	Target Fixed	Attainment Level
CIA (25 Marks)	MSA 15 Marks(Mid)	≥ 7.5 Marks	1 otherwise zero
	CCAA 10 Marks(Assignment and Seminars)	≥ 7.5 Marks	1 otherwise zero
SEE (75 Marks)	FA	≥ 26 Marks	1 otherwise zero

Attainment level of each course in Sem III

Courses	No of students attended	No of students attained			CO_MSA	CO_CCAA	CO_FA
		MSA	CCAA	FA			
		Eng	18	18			
San	9	7	9	7	0.77	1	0.77
Tel	7	04	07	07	0.62	1	1
Hin	02	02	02	02	1	1	1
FCN	18	14	16	16	0.77	0.88	0.88
PGC	18	14	18	17	0.77	1	0.94
CD	18	16	18	16	0.88	1	0.88

MSA Attainment Sem III

POs	Eng	POA	WP	Tel	POA	WP	San	POA	WP	Hin	POA	WP	FCN	POA	WP	PGC	POA	WP	CD	POA	WP	SW	WS	WA	% of attainment
PO1	2.6	1	2.6	2.1	0.62	1.3	2.4	0.77	1.8	2.3	1	2.3	2.3	0.77	1.8	2.3	0.77	1.8	2.2	0.88	1.9	16.2	13.5	0.84	84
PO2	2.1	1	2.1	2.5	0.62	1.6	2.2	0.77	1.7	2	1	2	2.0	0.77	1.5	2.0	0.77	1.5	2.2	0.88	1.9	15.0	12.3	0.82	82
PO3	2.3	1	2.3	2.5	0.62	1.6	2.4	0.77	1.8	2.6	1	2.6	3.0	0.77	2.3	3.0	0.77	2.3	3.0	0.88	2.6	18.8	15.5	0.83	83
PO4	2.3	1	2.3	2.3	0.62	1.4	2.5	0.77	1.9	2.3	1	2.3	2.5	0.77	1.9	2.3	0.77	1.8	2.3	0.88	2.0	16.5	13.6	0.83	83
PO5	2.5	1	2.5	2.0	0.62	1.2	2.2	0.77	1.7	1.6	1	1.6	2.7	0.77	2.1	2.7	0.77	2.1	2.7	0.88	2.4	16.4	13.6	0.83	83
PO6	2.3	1	2.3	1.6	0.62	1.0	2.5	0.77	1.9	2	1	2	2.3	0.77	1.8	2.3	0.77	1.8	2.2	0.88	1.9	15.2	12.7	0.84	84

POA:PO Attainment WP: Weighted Product SW: Sum of weights WS: Weighted Sum Weighted Average

CCAA Attainment Sem III

POs	Eng	POA	WP	Tel	POA	WP	San	POA	WP	FCN	Hin	POA	WP	POA	WP	PGC	POA	WP	CD	POA	WP	SW	WS	WA	% of attainment
PO1	2.6	1	2.6	2.1	1	2.1	2.4	1	2.4	2.3	2.3	1	2.3	0.88	2.0	2.3	1	2.3	2.2	1	2.2	16.2	14.6	0.90	90
PO2	2.1	1	2.1	2.5	1	2.5	2.2	1	2.2	2.0	2	1	2	0.88	1.8	2.0	1	2.0	2.2	1	2.2	15.0	13.8	0.92	92
PO3	2.3	1	2.3	2.5	1	2.5	2.4	1	2.4	3.0	2.6	1	2.6	0.88	2.6	3.0	1	3.0	3.0	1	3.0	18.8	16.8	0.89	89
PO4	2.3	1	2.3	2.3	1	2.3	2.5	1	2.5	2.5	2.3	1	2.3	0.88	2.2	2.3	1	2.3	2.3	1	2.3	16.5	14.9	0.90	90
PO5	2.5	1	2.5	2.0	1	2.0	2.2	1	2.2	2.7	1.6	1	1.6	0.88	2.4	2.7	1	2.7	2.7	1	2.7	16.4	15.5	0.95	95
PO6	2.3	1	2.3	1.6	1	1.6	2.5	1	2.5	2.3	2	1	2	0.88	2.0	2.3	1	2.3	2.2	1	2.2	15.2	13.9	0.91	91

POA:PO Attainment WP: Weighted Product SW: Sum of weights WS: Weighted Sum Weighted Average

FA Attainment Sem III

POs	Eng	POA	WP	Tel	POA	WP	San	POA	WP	Hin	POA	WP	FCN	POA	WP	PGC	POA	WP	CD	POA	WP	SW	WS	WA	% of attainment
PO1	2.6	0.94	2.4	2.1	1	2.1	2.4	0.77	1.8	2.3	1	2.3	2.3	0.88	2.0	2.3	0.94	2.2	2.2	0.88	1.9	16.2	14.7	0.91	91
PO2	2.1	0.94	2.0	2.5	1	2.5	2.2	0.77	1.7	2	1	2	2.0	0.88	1.8	2.0	0.94	1.9	2.2	0.88	1.9	15.0	13.8	0.92	92
PO3	2.3	0.94	2.2	2.5	1	2.5	2.4	0.77	1.8	2.6	1	2.6	3.0	0.88	2.6	3.0	0.94	2.8	3.0	0.88	2.6	18.8	17.1	0.91	91
PO4	2.3	0.94	2.2	2.3	1	2.3	2.5	0.77	1.9	2.3	1	2.3	2.5	0.88	2.2	2.3	0.94	2.2	2.3	0.88	2.0	16.5	15.1	0.92	92
PO5	2.5	0.94	2.4	2.0	1	2.0	2.2	0.77	1.7	1.6	1	1.6	2.7	0.88	2.4	2.7	0.94	2.5	2.7	0.88	2.4	16.4	15.0	0.91	91
PO6	2.3	0.94	2.2	1.6	1	1.6	2.5	0.77	1.9	2	1	2	2.3	0.88	2.0	2.3	0.94	2.2	2.2	0.88	1.9	15.2	13.8	0.91	91

POA:PO Attainment WP: Weighted Product SW: Sum of weights WS: Weighted Sum Weighted Average

SEMESTER - IV

HSC 401: Therapeutic Nutrition (TN)

COs	PO1	PO2	PO3	PO4	PO5	PO6
CO1	3	2	3	3	2	2
CO2	3	3	2	3	2	2
CO3	2	2	3	3	3	2
CO4	2	2	3	3	3	2
CO5	2	2	3	2	3	3
CO6	2	2	3	2	3	3
Average	2.3	2.2	2.8	2.7	2.7	2.3

HSC 402: Fabric Construction & Apparel Care (FCAC)

COs	PO1	PO2	PO3	PO4	PO5	PO6
CO1	3	2	3	2	2	2
CO2	3	2	3	3	2	2
CO3	2	3	3	2	3	2
CO4	2	2	3	3	3	2
CO5	2	2	3	2	3	3
CO6	2	2	3	2	3	2
Average	2.3	2.2	3.0	2.3	2.7	2.2

HSC 403: Human Development and Family Dynamics (HDFD)

COs	PO1	PO2	PO3	PO4	PO5	PO6
CO1	3	2	3	2	2	2
CO2	3	3	2	3	2	2
CO3	2	2	3	2	3	2
CO4	2	2	3	3	3	2
CO5	2	2	3	2	3	3
CO6	2	2	3	2	3	3
Average	2.3	2.2	2.8	2.3	2.7	2.3

HSC 404: Nutritional Bio-chemistry (N. Bio)

COs	PO1	PO2	PO3	PO4	PO5	PO6
CO1	3	2	3	3	2	2
CO2	3	3	2	3	2	2
CO3	2	2	3	3	3	2
CO4	2	2	3	3	3	2
CO5	2	2	3	2	3	3
CO6	2	2	3	2	3	3
Average	2.3	2.2	2.8	2.7	2.7	2.3

HSC 405: Resource Management and Family Economics (RMFE)

COs	PO1	PO2	PO3	PO4	PO5	PO6
CO1	3	2	3	3	2	2
CO2	3	3	2	3	2	2
CO3	2	2	3	3	3	2
CO4	2	2	3	3	3	2
CO5	2	2	3	2	3	3
CO6	2	2	3	2	3	3
Average	2.3	2.2	2.8	2.7	2.7	2.3

HSC 406: Extension Education & Rural Development (EERD)

COs	PO1	PO2	PO3	PO4	PO5	PO6
CO1	3	2	3	3	2	2
CO2	3	3	2	3	2	2
CO3	2	2	3	2	3	2
CO4	2	3	3	3	3	2
CO5	2	3	2	3	3	3
CO6	2	2	3	2	3	3
Average	2.3	2.5	2.7	2.7	2.7	2.3

COs attainment Targets at Course level:

Course Evaluation	Levels of Assessment	Target Fixed	Attainment Level
CIA (25 Marks)	MSA 15 Marks(Mid)	≥ 7.5 Marks	1 otherwise zero
	CCAA 10 Marks(Assignment and Seminars)	≥ 7.5 Marks	1 otherwise zero
SEE (75 Marks)	FA	≥ 26 Marks	1 otherwise zero

Attainment level of each course in Sem IV:

Courses	No of students attended	No of students attained			CO_MSA	CO_CCAA	CO_FA
		MSA	CCAA	FA			
		TN	18	18			
FCAC	18	18	18	17	1	1	0.94
HDFD	18	17	18	15	0.94	1	0.83
N. Bio	18	17	14	15	0.94	0.77	0.83
RMFE	18	18	17	16	1	0.94	0.88
EERD	18	18	17	14	1	0.94	0.77

MSA Attainment Sem IV

POs	TN	POA	WP	FCA	POA	WP	HDF	POA	WP	N. Bio	POA	WP	RMFE	POA	WP	EER	POA	WP	SW	WS	WA	% of attainment
PO1	2.3	1	2.3	2.3	1	2.3	2.3	0.94	2.2	2.3	0.94	2.2	2.3	1	2.3	2.3	1	2.3	6.9	6.8	0.99	99
PO2	2.2	1	2.2	2.2	1	2.2	2.2	0.94	2.1	2.2	0.94	2.1	2.2	1	2.2	2.5	1	2.5	6.6	6.5	0.98	98
PO3	2.8	1	2.8	3.0	1	3.0	2.8	0.94	2.6	2.8	0.94	2.6	2.8	1	2.8	2.7	1	2.7	8.6	8.4	0.98	98
PO4	2.7	1	2.7	2.3	1	2.3	2.3	0.94	2.2	2.7	0.94	2.5	2.7	1	2.7	2.7	1	2.7	7.3	7.2	0.99	99
PO5	2.7	1	2.7	2.7	1	2.7	2.7	0.94	2.5	2.7	0.94	2.5	2.7	1	2.7	2.7	1	2.7	8.1	7.9	0.98	98
PO6	2.3	1	2.3	2.2	1	2.2	2.3	0.94	2.2	2.3	0.94	2.2	2.3	1	2.3	2.3	1	2.3	6.8	6.7	0.99	99
POA:PO Attainment WP: Weighted Product SW: Sum of weights WS: Weighted Sum Weighted Average																						

CCAA Attainment Sem IV

POs	TN	POA	WP	FCAC	POA	WP	HDFD	POA	WP	N. Bio	POA	WP	RMFE	POA	WP	EERD	POA	WP	SW	WS	WA	% of attainment
PO1	2.3	0.83	1.9	2.3	1	2.3	2.3	1	2.3	2.3	0.77	1.8	2.3	0.94	2.2	2.3	0.94	2.2	6.9	6.5	0.94	94
PO2	2.2	0.83	1.8	2.2	1	2.2	2.2	1	2.2	2.2	0.77	1.7	2.2	0.94	2.1	2.5	0.94	2.4	6.6	6.2	0.94	94
PO3	2.8	0.83	2.3	3.0	1	3.0	2.8	1	2.8	2.8	0.77	2.2	2.8	0.94	2.6	2.7	0.94	2.5	8.6	8.1	0.94	94
PO4	2.7	0.83	2.2	2.3	1	2.3	2.3	1	2.3	2.7	0.77	2.1	2.7	0.94	2.5	2.7	0.94	2.5	7.3	6.8	0.93	93
PO5	2.7	0.83	2.2	2.7	1	2.7	2.7	1	2.7	2.7	0.77	2.1	2.7	0.94	2.5	2.7	0.94	2.5	8.1	7.6	0.94	94
PO6	2.3	0.83	1.9	2.2	1	2.2	2.3	1	2.3	2.3	0.77	1.8	2.3	0.94	2.2	2.3	0.94	2.2	6.8	6.4	0.94	94

POA:PO Attainment WP: Weighted Product SW: Sum of weights WS: Weighted Sum Weighted Average

Final Assessment Attainment Sem IV

POs	TN	PO A	WP	FCAC	POA	WP	HDF D	PO A	W P	N. Bio	PO A	W P	RMF E	PO A	W P	EER D	PO A	WP	SW	WS	WA	% of attainment
PO1	2.3	0.83	1.9	2.3	0.94	2.2	2.3	0.83	1.9	2.3	0.83	1.9	2.3	0.88	2.0	2.3	0.77	1.8	13.8	11.7	0.85	85
PO2	2.2	0.83	1.8	2.2	0.94	2.1	2.2	0.83	1.8	2.2	0.83	1.8	2.2	0.88	1.9	2.5	0.77	1.9	13.5	11.3	0.84	84
PO3	2.8	0.83	2.3	3.0	0.94	2.8	2.8	0.83	2.3	2.8	0.83	2.3	2.8	0.88	2.5	2.7	0.77	2.1	13.5	11.3	0.84	84
PO4	2.7	0.83	2.2	2.3	0.94	2.2	2.3	0.83	1.9	2.7	0.83	2.2	2.7	0.88	2.4	2.7	0.77	2.1	16.9	14.3	0.85	85
PO5	2.7	0.83	2.2	2.7	0.94	2.5	2.7	0.83	2.2	2.7	0.83	2.2	2.7	0.88	2.4	2.7	0.77	2.1	15.4	13	0.84	84
PO6	2.3	0.83	1.9	2.2	0.94	2.1	2.3	0.83	1.9	2.3	0.83	1.9	2.3	0.88	2.0	2.3	0.77	1.8	13.7	11.6	0.85	85

POA:PO Attainment WP: Weighted Product SW: Sum of weights WS: Weighted Sum Weighted Average

SEMESTER – V

HSC 16C : Food Quality Control and Assurance (FQCA)

COs	PO1	PO2	PO3	PO4	PO5	PO6
CO1	3	2	3	3	2	2
CO2	3	3	2	3	2	2
CO3	2	2	3	3	3	2
CO4	2	2	3	3	3	2
CO5	2	2	3	2	3	3
CO6	2	2	3	2	3	3
Average	2.3	2.2	2.8	2.7	2.7	2.3

HSC 17C: Food Safety, Sanitation and Hygiene (FSSH)

COs	PO1	PO2	PO3	PO4	PO5	PO6
CO1	3	2	3	3	2	2
CO2	3	3	2	3	2	2
CO3	2	2	3	3	3	2
CO4	2	2	3	3	3	2
CO5	2	2	3	2	3	3
CO6	2	2	3	2	3	3
Average	2.3	2.2	2.8	2.7	2.7	2.3

HSC 18C: Guidance and Counselling (GC)

COs	PO1	PO2	PO3	PO4	PO5	PO6
CO1	3	2	3	3	2	2
CO2	3	3	2	3	2	2
CO3	2	2	3	3	3	2
CO4	2	2	3	3	3	2
CO5	2	2	3	2	3	3
CO6	2	2	3	2	3	3
Average	2.3	2.2	2.8	2.7	2.7	2.3

HSC 19C: Education and Counselling for Parents and Community (ECPC)

COs	PO1	PO2	PO3	PO4	PO5	PO6
CO1	3	2	3	3	2	2
CO2	3	3	2	3	2	2
CO3	2	2	3	3	3	2
CO4	2	2	3	3	3	2
CO5	2	2	3	2	3	3
CO6	2	2	3	2	3	3
Average	2.3	2.2	2.8	2.7	2.7	2.3

HSC 20A: Interior Design and Decoration (IDD)

COs	PO1	PO2	PO3	PO4	PO5	PO6
CO1	3	2	3	3	2	2
CO2	3	3	2	3	2	2
CO3	2	2	3	3	3	2
CO4	2	2	3	3	3	2
CO5	2	2	3	2	3	3
CO6	2	2	3	2	3	3
Average	2.3	2.2	2.8	2.7	2.7	2.3

HSC 21A: Textile Design (TD)

COs	PO1	PO2	PO3	PO4	PO5	PO6
CO1	3	2	3	3	2	2
CO2	3	3	2	3	2	2
CO3	2	2	3	3	3	2
CO4	2	3	3	3	3	2
CO5	2	3	3	3	3	2
CO6	2	2	3	2	3	3
Average	2.3	2.5	2.8	2.8	2.7	2.2

Cos attainment Targets at Course level:

Course Evaluation	Levels of Assessment	Target Fixed	Attainment Level
CCCAA (25 Marks)	MSA 15 Marks(Mid)	≥ 7.5 Marks	1 otherwise zero
	CCAA 10 Marks(Assignment and Seminars)	≥ 7.5 Marks	1 otherwise zero
SEE (75 Marks)	FA	≥ 26 Marks	1 otherwise zero

Attainment level of each course in Sem V:

Courses	No of students attended	No of students attained			CO_MSA	CO_CCAA	CO_FA
		MSA	CCAA	FA			
		FQCA	18	18			
FSSH	18	18	18	18	1	1	1
GC	18	18	18	18	1	1	1
ECPC	18	18	18	18	1	1	1
IDD	18	18	18	18	1	1	1
TD	18	18	18	17	1	1	0.94

MSA Attainment Sem V

POs	FQ CA	PO A	W P	FSS H	PO A	W P	G C	PO A	W P	ECP C	PO A	W P	ID D	PO A	W P	T D	PO A	W P	S W	W S	WA	% of attain ment
PO1	2.3	1	2.3	2.3	1	2.3	2.3	1	2.3	2.3	1	2.3	2.3	1	2.3	2. 3	0.94	2.3	13. 5	13. 5	1.00	100
PO2	2.2	1	2.2	2.2	1	2.2	2.2	1	2.2	2.2	1	2.2	2.2	1	2.2	2. 5	0.94	2.5	16. 8	16. 8	1.00	100
PO3	2.8	1	2.8	2.8	1	2.8	2.8	1	2.8	2.8	1	2.8	2.8	1	2.8	2. 8	0.94	2.8	16. 3	16. 3	1.00	100
PO4	2.7	1	2.7	2.7	1	2.7	2.7	1	2.7	2.7	1	2.7	2.7	1	2.7	2. 8	0.94	2.8	16. 2	16. 2	1.00	100
PO5	2.7	1	2.7	2.7	1	2.7	2.7	1	2.7	2.7	1	2.7	2.7	1	2.7	2. 7	0.94	2.7	13. 7	13. 7	1.00	100
PO6	2.3	1	2.3	2.3	1	2.3	2.3	1	2.3	2.3	1	2.3	2.3	1	2.3	2. 2	0.94	2.2	16. 2	13. 6	0.84	84

POA:PO Attainment WP: Weighted Product SW: Sum of weights WS: Weighted Sum Weighted Average

CCAA Attainment Sem V

POs	FQCA	POA	WP	FSSH	POA	WP	GC	POA	WP	ECPC	POA	WP	IDD	POA	WP	TD	POA	WP	SW	WS	WA	% of attainment
PO1	2.3	1	2.3	2.3	1	2.3	2.3	1	2.3	2.3	1	2.3	2.3	1	2.3	2.3	1	2.3	13.8	13.8	1	100
PO2	2.2	1	2.2	2.2	1	2.2	2.2	1	2.2	2.2	1	2.2	2.2	1	2.2	2.5	1	2.5	13.5	13.5	1	100
PO3	2.8	1	2.8	2.8	1	2.8	2.8	1	2.8	2.8	1	2.8	2.8	1	2.8	2.8	1	2.8	16.8	16.8	1	100
PO4	2.7	1	2.7	2.7	1	2.7	2.7	1	2.7	2.7	1	2.7	2.7	1	2.7	2.8	1	2.8	16.3	16.3	1	100
PO5	2.7	1	2.7	2.7	1	2.7	2.7	1	2.7	2.7	1	2.7	2.7	1	2.7	2.7	1	2.7	16.2	16.2	1	100
PO6	2.3	1	2.3	2.3	1	2.3	2.3	1	2.3	2.3	1	2.3	2.3	1	2.3	2.2	1	2.2	13.7	13.7	1	100

POA:PO Attainment WP: Weighted Product SW: Sum of weights WS: Weighted Sum Weighted Average

Final Assessment Attainment Sem V

POs	FQCA	POA	WP	FSSH	POA	WP	GC	POA	WP	ECPC	POA	WP	IDD	POA	WP	TD	POA	WP	SW	WS	WA	% of attainment
PO1	2.3	1	2.3	2.3	1	2.3	2.3	1	2.3	2.3	1	2.3	2.3	1	2.3	2.3	0.94	2.3	13.8	13.8	1	100
PO2	2.2	1	2.2	2.2	1	2.2	2.2	1	2.2	2.2	1	2.2	2.2	1	2.2	2.5	0.94	2.5	13.5	13.5	1	100
PO3	2.8	1	2.8	2.8	1	2.8	2.8	1	2.8	2.8	1	2.8	2.8	1	2.8	2.8	0.94	2.8	16.8	16.8	1	100
PO4	2.7	1	2.7	2.7	1	2.7	2.7	1	2.7	2.7	1	2.7	2.7	1	2.7	2.8	0.94	2.8	16.3	16.3	1	100
PO5	2.7	1	2.7	2.7	1	2.7	2.7	1	2.7	2.7	1	2.7	2.7	1	2.7	2.7	0.94	2.7	16.2	16.2	1	100
PO6	2.3	1	2.3	2.3	1	2.3	2.3	1	2.3	2.3	1	2.3	2.3	1	2.3	2.2	0.94	2.2	13.7	13.7	1	100

POA:PO Attainment WP: Weighted Product SW: Sum of weights WS: Weighted Sum Weighted Average

Programme Attainment for B.Sc Home Science admitted batch 2020-21

M.S.A Attainment

Sem I	Sem II	Sem III	Sem IV	Sem V	Total Attainment
85	87	84	99	100	91
83	87	82	98	100	90
84	84	83	98	100	89.8
83	85	83	99	100	90
82	85	83	98	100	89.6
84	86	84	99	84	87.4

CCAA Attainment

SemI	SemII	SemIII	SemIV	SemV	Total Attainment
89	96	90	94	100	93.8
88	96	92	94	100	94
88	96	89	94	100	93.4
88	96	90	93	100	93.4
86	96	95	94	100	94.2
89	92	91	94	100	93.2

FA Attainment

SemI	SemII	SemIII	SemIV	SemV	Total Attainment
89	66	91	85	100	86.2
88	66	92	84	100	86
88	64	91	84	100	85.4
88	65	92	85	100	86
86	65	91	84	100	85.2
89	66	91	85	100	86.2

V. Ananta Lakshmi

BA (HEP) 2020-2021 Admitted Batch ATTAINMENTS

Programme Outcomes

PO1: Critical Thinking: Take informed actions after identifying the assumptions that frame our thinking and actions, checking out the degree to which these assumptions are accurate and valid, and looking at our ideas and decisions (intellectual, organizational, and personal) from different perspectives

PO2: Effective Communication: Speak, read, write and listen clearly in person and through electronic media in English and in one Indian language, and make meaning of the world by connecting people, ideas, books, media and technology.

PO3: Social Interaction: Elicit views of others, mediate disagreements and help reach conclusions in group settings.

PO4: Effective Citizenship: Demonstrate empathetic social concern and equity centered national development, and the ability to act with an informed awareness of issues and participate in civic life through volunteering.

PO5: Ethics: Recognize different value systems including your own, understand the moral dimensions of your decisions, and accept responsibility for them.

PO6: Environment and Sustainability: Understand the issues of environmental contexts and sustainable development.

PO7: Self-directed and Life-long Learning: Acquire the ability to engage in independent and life-long learning in the broadest context socio-technological changes

SEM I - MICROECONOMICS – Course Outcomes

CO1: Explain what an economy is, economics and differentiate between micro and macroeconomics.

CO2: Analyses the demand of a product and estimate elasticity.

CO3: Estimate production function and understand its application.

CO4: Analyze functioning of different markets and their differentiations.

CO5: Examine the determination of rent, wage, interest and profit.

Co- PO mapping

	PO1	PO2	PO3	PO4	PO5	PO6	PO7
CO1	3	2	2	1	1	2	3
CO2	3	2	2	2	2	2	2
CO3	2	2	2	2	1	2	1
CO4	2	2	2	2	2	2	2
CO5	1	1	3	1	2	2	2
Average	2.2	1.8	2.2	1.6	1.6	2	2

Courses	No. of students attended	No. of students attained			CO_MSA	CO_CCAA	CO_FA
		MSA	CCAA	FA			
SEM I - Micro Economic Analysis	40	19	40	24	0.48	1.00	0.60

BA (HEP) SEM I PO CO 2020-21 AB MID SEMESTER ASSESMENT

His			POL			ECO			ENG			Hindi			Sanskrit			Telugu			Weigted Sum		
1	2	3	4	5	6	7	8	9	10	11	12	13	14	15	16	17	18	19	20	21	22	23	24
1.6	1	1.6	1.6	1	1.6	2.2	0.48	1.056	2.3	0.97	2.231	2.5	1	2.5	2.5	1	2.5	2	1	2	14.7	13.487	0.917483
1.8	1	1.8	1.8	1	1.8	1.8	0.48	0.864	2.6	0.97	2.522	2.8	1	2.8	2.6	1	2.6	1.8	1	1.8	15.2	14.186	0.933289
1.2	1	1.2	1.2	1	1.2	2.2	0.48	1.056	2.5	0.97	2.425	2.5	1	2.5	1.6	1	1.6	2	1	2	13.2	11.981	0.907652
1.2	1	1.2	1.2	1	1.2	1.6	0.48	0.768	2.6	0.97	2.522	2.3	1	2.3	2	1	2	2.4	1	2.4	13.3	12.39	0.931579
1.8	1	1.8	1.8	1	1.8	1.6	0.48	0.768	2.3	0.97	2.231	2.5	1	2.5	2.4	1	2.4	2	1	2	14.4	13.499	0.937431
1.6	1	1.6	1.6	1	1.6	2	0.48	0.96	2	0.97	1.94	2.5	1	2.5	2.5	1	2.5	2.2	1	2.2	14.4	13.3	0.923611
1.2	1	1.2	1.2	1	1.2	2	0.48	0.96	2.5	0.97	2.425	2.3	1	2.3	2.6	1	2.6	1.6	1	1.6	13.4	12.285	0.916791

BA (HEP) SEM I PO CO 2020-21 AB CO-CURRICULAR ASSESMENT ATTAINMENT

His			POL			ECO			ENG			Hindi			Sanskrit			Telugu			Weigted Sum		
1	2	3	4	5	6	7	8	9	10	11	12	13	14	15	16	17	18	19	20	21	22	23	24
1.6	1	1.6	1.6	1	1.6	2.2	1	2.2	2.3	1	2.3	2.5	1	2.5	2.5	1	2.5	2	1	2	14.7	14.7	1
1.8	1	1.8	1.8	1	1.8	1.8	1	1.8	2.6	1	2.6	2.8	1	2.8	2.6	1	2.6	1.8	1	1.8	15.2	15.2	1
1.2	1	1.2	1.2	1	1.2	2.2	1	2.2	2.5	1	2.5	2.5	1	2.5	1.6	1	1.6	2	1	2	13.2	13.2	1
1.2	1	1.2	1.2	1	1.2	1.6	1	1.6	2.6	1	2.6	2.3	1	2.3	2	1	2	2.4	1	2.4	13.3	13.3	1
1.8	1	1.8	1.8	1	1.8	1.6	1	1.6	2.3	1	2.3	2.5	1	2.5	2.4	1	2.4	2	1	2	14.4	14.4	1
1.6	1	1.6	1.6	1	1.6	2	1	2	2	1	2	2.5	1	2.5	2.5	1	2.5	2.2	1	2.2	14.4	14.4	1
1.2	1	1.2	1.2	1	1.2	2	1	2	2.5	1	2.5	2.3	1	2.3	2.6	1	2.6	1.6	1	1.6	13.4	13.4	1

BA (HEP) SEM I PO CO Attainment (FA) 2020-2021 AB FINAL ASSESMENT ATTAINMENTS

His			POL			ECO			ENG			Hindi			Sankrit			Telugu			Weigted Sum		
1	2	3	4	5	6	7	8	9	10	11	12	13	14	15	16	17	18	19	20	21	22	23	24
1.6	0.97	1.552	1.6	0.97	1.55	2.2	0.6	1.32	2.3	0.57	1.311	2.5	1	2.5	2.5	1	2.5	2	0.56	1.12	12.7	11.855	0.933465
1.8	0.97	1.746	1.8	0.97	1.75	1.8	0.6	1.08	2.6	0.57	1.482	2.8	1	2.8	2.6	1	2.6	1.8	0.56	1.008	13.4	12.462	0.93
1.2	0.97	1.164	1.2	0.97	1.16	2.2	0.6	1.32	2.5	0.57	1.425	2.5	1	2.5	1.6	1	1.6	2	0.56	1.12	11.2	10.293	0.919018
1.2	0.97	1.164	1.2	0.97	1.16	1.6	0.6	0.96	2.6	0.57	1.482	2.3	1	2.3	2	1	2	2.4	0.56	1.344	10.9	10.414	0.955413
1.8	0.97	1.746	1.8	0.97	1.75	1.6	0.6	0.96	2.3	0.57	1.311	2.5	1	2.5	2.4	1	2.4	2	0.56	1.12	12.4	11.783	0.950242
1.6	0.97	1.552	1.6	0.97	1.55	2	0.6	1.2	2	0.57	1.14	2.5	1	2.5	2.5	1	2.5	2.2	0.56	1.232	12.2	11.676	0.957049
1.2	0.97	1.164	1.2	0.97	1.16	2	0.6	1.2	2.5	0.57	1.425	2.3	1	2.3	2.6	1	2.6	1.6	0.56	0.896	11.8	10.749	0.910932

BA (HEP) SEM II PO CO 2020-21 AB MID SEMESTER ASSESMENT

His			POL			ECO			ENG			Hindi			Sankrit			Telugu			Weigted Sum		
1	2	3	4	5	6	7	8	9	10	11	12	13	14	15	16	17	18	19	20	21	22	23	24
1.8	1	1.8	1.8	1	1.8	2.6	0.64	1.664	2.6	0.93	2.418	2.6	1	2.6	2.5	1	2.5	2.6	0.88	2.288	16.5	15.07	0.913333
1.6	1	1.6	1.6	1	1.6	2.4	0.64	1.536	2.3	0.93	2.139	2.3	1	2.3	2.6	1	2.6	2.6	0.88	2.288	15.4	14.063	0.913182
1.4	1	1.4	1.4	1	1.4	2.2	0.64	1.408	2.1	0.93	1.953	2.5	1	2.5	1.6	1	1.6	2.4	0.88	2.112	13.6	12.373	0.909779
1.8	1	1.8	1.8	1	1.8	2.8	0.64	1.792	2.5	0.93	2.325	2.6	1	2.6	2	1	2	2.6	0.88	2.288	16.1	14.605	0.907143
1.4	1	1.4	1.4	1	1.4	2.2	0.64	1.408	2.3	0.93	2.139	2.5	1	2.5	2.4	1	2.4	2	0.88	1.76	14.2	13.007	0.915986
1.4	1	1.4	1.4	1	1.4	2.4	0.64	1.536	2.5	0.93	2.325	2.3	1	2.3	2.5	1	2.5	2.6	0.88	2.288	15.1	13.749	0.91053
1.4	1	1.4	1.4	1	1.4	2.4	0.64	1.536	2.6	0.93	2.418	2.5	1	2.5	2.6	1	2.6	1.8	0.88	1.584	14.7	13.438	0.91415

BA (HEP) SEM II PO CO 2020-21 AB CO-CURRICULAR ASSESMENT ATTAINMENT

His			POL			ECO			ENG			Hindi			Sanskrit			Telugu			Weigted Sum		
1	2	3	4	5	6	7	8	9	10	11	12	13	14	15	16	17	18	19	20	21	22	23	24
1.8	1	1.8	1.8	1	1.8	2.6	1	2.6	2.6	1	2.6	2.6	1	2.6	2.5	1	2.5	2.6	1	2.6	16.5	16.5	1
1.6	1	1.6	1.6	1	1.6	2.4	1	2.4	2.3	1	2.3	2.3	1	2.3	2.6	1	2.6	2.6	1	2.6	15.4	15.4	1
1.4	1	1.4	1.4	1	1.4	2.2	1	2.2	2.1	1	2.1	2.5	1	2.5	1.6	1	1.6	2.4	1	2.4	13.6	13.6	1
1.8	1	1.8	1.8	1	1.8	2.8	1	2.8	2.5	1	2.5	2.6	1	2.6	2	1	2	2.6	1	2.6	16.1	16.1	1
1.4	1	1.4	1.4	1	1.4	2.2	1	2.2	2.3	1	2.3	2.5	1	2.5	2.4	1	2.4	2	1	2	14.2	14.2	1
1.4	1	1.4	1.4	1	1.4	2.4	1	2.4	2.5	1	2.5	2.3	1	2.3	2.5	1	2.5	2.6	1	2.6	15.1	15.1	1
1.4	1	1.4	1.4	1	1.4	2.4	1	2.4	2.6	1	2.6	2.5	1	2.5	2.6	1	2.6	1.8	1	1.8	14.7	14.7	1

BA (HEP) SEM II PO CO Attainment (FA) 2020-2021 AB FINAL ASSESMENT ATTAINMENTS

His			POL			ECO			ENG			Hindi			Sanskrit			Telugu			Weigted Sum		
1	2	3	4	5	6	7	8	9	10	11	12	13	14	15	16	17	18	19	20	21	22	23	24
1.8	1	1.8	1.8	1	1.8	2.6	0.88	2.288	2.6	0.93	2.418	2.6	1	2.6	2.5	0.8	2	2.6	0.69	1.794	16.5	14.7	0.890909
1.6	1	1.6	1.6	1	1.6	2.4	0.88	2.112	2.3	0.93	2.139	2.3	1	2.3	2.6	0.8	2.08	2.6	0.69	1.794	15.4	13.625	0.88474
1.4	1	1.4	1.4	1	1.4	2.2	0.88	1.936	2.1	0.93	1.953	2.5	1	2.5	1.6	0.8	1.28	2.4	0.69	1.656	13.6	12.125	0.891544
1.8	1	1.8	1.8	1	1.8	2.8	0.88	2.464	2.5	0.93	2.325	2.6	1	2.6	2	0.8	1.6	2.6	0.69	1.794	16.1	14.383	0.893354
1.4	1	1.4	1.4	1	1.4	2.2	0.88	1.936	2.3	0.93	2.139	2.5	1	2.5	2.4	0.8	1.92	2	0.69	1.38	14.2	12.675	0.892606
1.4	1	1.4	1.4	1	1.4	2.4	0.88	2.112	2.5	0.93	2.325	2.3	1	2.3	2.5	0.8	2	2.6	0.69	1.794	15.1	13.331	0.882848
1.4	1	1.4	1.4	1	1.4	2.4	0.88	2.112	2.6	0.93	2.418	2.5	1	2.5	2.6	0.8	2.08	1.8	0.69	1.242	14.7	13.152	0.894694

BA (HEP) SEM III PO CO 2020-21 AB MID SEMESTER ASSESMENT

His			POL			ECO			ENG			Hindi			Sankrit			Telugu			Weigted Sum		
1	2	3	4	5	6	7	8	9	10	11	12	13	14	15	16	17	18	19	20	21	22	23	24
1.4	1	1.4	1.4	1	1.4	2.8	0.91	2.548	2.3	0.96	2.208	2	1	2	2.5	0.8	2	2.6	0.92	2.392	15	13.948	0.929867
1.2	1	1.2	1.2	1	1.2	2	0.91	1.82	2.1	0.96	2.016	2.3	1	2.3	2.6	0.8	2.08	2.6	0.92	2.392	14	13.008	0.929143
1.6	1	1.6	1.6	1	1.6	2.2	0.91	2.002	1.8	0.96	1.728	2.5	1	2.5	1.6	0.8	1.28	2	0.92	1.84	13.3	12.55	0.943609
1.6	1	1.6	1.6	1	1.6	1.8	0.91	1.638	2.1	0.96	2.016	2.3	1	2.3	2	0.8	1.6	2.6	0.92	2.392	14	13.146	0.939
1	1	1	1	1	1	2	0.91	1.82	2.1	0.96	2.016	2	1	2	2.4	0.8	1.92	2.6	0.92	2.392	13.1	12.148	0.927328
1.6	1	1.6	1.6	1	1.6	2.6	0.91	2.366	2.5	0.96	2.4	2.5	1	2.5	2.5	0.8	2	2.4	0.92	2.208	15.7	14.674	0.93465
1.2	1	1.2	1.2	1	1.2	2.4	0.91	2.184	2.5	0.96	2.4	2.6	1	2.6	2.6	0.8	2.08	1.8	0.92	1.656	14.3	13.32	0.931469

BA (HEP) SEM III PO CO 2020-21 AB CO-CURRICULAR ASSESMENT ATTAINMENT

His			POL			ECO			ENG			Hindi			Sankrit			Telugu			Weigted Sum		
1	2	3	4	5	6	7	8	9	10	11	12	13	14	15	16	17	18	19	20	21	22	23	24
1.4	1	1.4	1.4	1	1.4	2.8	1	2.8	2.3	1	2.3	2	1	2	2.5	1	2.5	2.6	1	2.6	15	15	1
1.2	1	1.2	1.2	1	1.2	2	1	2	2.1	1	2.1	2.3	1	2.3	2.6	1	2.6	2.6	1	2.6	14	14	1
1.6	1	1.6	1.6	1	1.6	2.2	1	2.2	1.8	1	1.8	2.5	1	2.5	1.6	1	1.6	2	1	2	13.3	13.3	1
1.6	1	1.6	1.6	1	1.6	1.8	1	1.8	2.1	1	2.1	2.3	1	2.3	2	1	2	2.6	1	2.6	14	14	1
1	1	1	1	1	1	2	1	2	2.1	1	2.1	2	1	2	2.4	1	2.4	2.6	1	2.6	13.1	13.1	1
1.6	1	1.6	1.6	1	1.6	2.6	1	2.6	2.5	1	2.5	2.5	1	2.5	2.5	1	2.5	2.4	1	2.4	15.7	15.7	1
1.2	1	1.2	1.2	1	1.2	2.4	1	2.4	2.5	1	2.5	2.6	1	2.6	2.6	1	2.6	1.8	1	1.8	14.3	14.3	1

BA (HEP) SEM III PO CO Attainment (FA) 2020-2021 AB FINAL ASSESMENT ATTAINMENTS

His			POL			ECO			ENG			Hindi			Sanskrit			Telugu			Weigted Sum		
1	2	3	4	5	6	7	8	9	10	11	12	13	14	15	16	17	18	19	20	21	22	23	24
1.4	1	1.4	1.4	1	1.4	2.8	1	2.8	2.3	1	2.3	2	1	2	2.5	0.8	2	2.6	1	2.6	15	14.5	0.966667
1.2	1	1.2	1.2	1	1.2	2	1	2	2.1	1	2.1	2.3	1	2.3	2.6	0.8	2.08	2.6	1	2.6	14	13.48	0.962857
1.6	1	1.6	1.6	1	1.6	2.2	1	2.2	1.8	1	1.8	2.5	1	2.5	1.6	0.8	1.28	2	1	2	13.3	12.98	0.97594
1.6	1	1.6	1.6	1	1.6	1.8	1	1.8	2.1	1	2.1	2.3	1	2.3	2	0.8	1.6	2.6	1	2.6	14	13.6	0.971429
1	1	1	1	1	1	2	1	2	2.1	1	2.1	2	1	2	2.4	0.8	1.92	2.6	1	2.6	13.1	12.62	0.963359
1.6	1	1.6	1.6	1	1.6	2.6	1	2.6	2.5	1	2.5	2.5	1	2.5	2.5	0.8	2	2.4	1	2.4	15.7	15.2	0.968153
1.2	1	1.2	1.2	1	1.2	2.4	1	2.4	2.5	1	2.5	2.6	1	2.6	2.6	0.8	2.08	1.8	1	1.8	14.3	13.78	0.963636

BA (HEP) SEM IV PO CO 2020-21 AB MID SEMESTER ASSESMENT

ECO IV (A)			ECO IV (B)			His IV-A			His IV- B			Pol IV-A			Pol IV- B			Weigted Sum		
1	2	3	4	5	6	7	8	9	10	11	12	13	14	15	16	17	18	19	20	21
2.8	0.76	2.128	3	0.97	2.91	1.4	1	1.4	1.4	1	1.4	1.4	1	1.4	1.4	1	1.4	11.4	10.638	0.933158
2	0.76	1.52	2	0.97	1.94	1.2	1	1.2	1.2	1	1.2	1.2	1	1.2	1.2	1	1.2	8.8	8.26	0.938636
2.2	0.76	1.672	2	0.97	1.94	1.4	1	1.4	1.6	1	1.6	1.4	1	1.4	1.6	1	1.6	10.2	9.612	0.942353
2	0.76	1.52	2	0.97	1.94	1.4	1	1.4	1.4	1	1.4	1.4	1	1.4	1.4	1	1.4	9.6	9.06	0.94375
2.6	0.76	1.976	2.2	0.97	2.13	1.2	1	1.2	1.2	1	1.2	1.2	1	1.2	1.2	1	1.2	9.6	8.91	0.928125
2.4	0.76	1.824	2.2	0.97	2.13	1.8	1	1.8	1.6	1	1.6	1.8	1	1.8	1.6	1	1.6	11.4	10.758	0.943684
2.4	0.76	1.824	3	0.97	2.91	1.2	1	1.2	1.2	1	1.2	1.2	1	1.2	1.2	1	1.2	10.2	9.534	0.934706

BA (HEP) SEM IV PO CO 2020-21 AB CO-CURRICULAR ASSESMENT ATTAINMENT

ECO IV (A)			ECO IV (B)			His IV-A			His IV- B			Pol IV-A			Pol IV- B			Weigted Sum		
1	2	3	4	5	6	7	8	9	10	11	12	13	14	15	16	17	18	19	20	21
2.8	1	2.8	3	1	3	1.4	1	1.4	1.4	1	1.4	1.4	1	1.4	1.4	1	1.4	11.4	11.4	1
2	1	2	2	1	2	1.2	1	1.2	1.2	1	1.2	1.2	1	1.2	1.2	1	1.2	8.8	8.8	1
2.2	1	2.2	2	1	2	1.4	1	1.4	1.6	1	1.6	1.4	1	1.4	1.6	1	1.6	10.2	10.2	1
2	1	2	2	1	2	1.4	1	1.4	1.4	1	1.4	1.4	1	1.4	1.4	1	1.4	9.6	9.6	1
2.6	1	2.6	2.2	1	2.2	1.2	1	1.2	1.2	1	1.2	1.2	1	1.2	1.2	1	1.2	9.6	9.6	1
2.4	1	2.4	2.2	1	2.2	1.8	1	1.8	1.6	1	1.6	1.8	1	1.8	1.6	1	1.6	11.4	11.4	1
2.4	1	2.4	3	1	3	1.2	1	1.2	1.2	1	1.2	1.2	1	1.2	1.2	1	1.2	10.2	10.2	1

BA (HEP) SEM IV PO CO Final Attainment (FA)

ECO IV (A)			ECO IV (B)			His IV-A			His IV- B			Pol IV-A			Pol IV- B			Weigted Sum		
1	2	3	4	5	6	7	8	9	10	11	12	13	14	15	16	17	18	19	20	21
2.8	1	2.8	3	1	3	1.4	1	1.4	1.4	1	1.4	1.4	1	1.4	1.4	1	1.4	11.4	11.4	1
2	1	2	2	1	2	1.2	1	1.2	1.2	1	1.2	1.2	1	1.2	1.2	1	1.2	8.8	8.8	1
2.2	1	2.2	2	1	2	1.4	1	1.4	1.6	1	1.6	1.4	1	1.4	1.6	1	1.6	10.2	10.2	1
2	1	2	2	1	2	1.4	1	1.4	1.4	1	1.4	1.4	1	1.4	1.4	1	1.4	9.6	9.6	1
2.6	1	2.6	2.2	1	2.2	1.2	1	1.2	1.2	1	1.2	1.2	1	1.2	1.2	1	1.2	9.6	9.6	1
2.4	1	2.4	2.2	1	2.2	1.8	1	1.8	1.6	1	1.6	1.8	1	1.8	1.6	1	1.6	11.4	11.4	1
2.4	1	2.4	3	1	3	1.2	1	1.2	1.2	1	1.2	1.2	1	1.2	1.2	1	1.2	10.2	10.2	1

BA (HEP) SEM V PO CO 2020-21 AB MID SEMESTER ASSESMENT

ECO VI-C (Insuranc			ECO VII-C (Banking			His VI-B (THS)			His VII- B(TGOS)			Pol VI			Pol VII			Weigted Sum		
1	2	3	4	5	6	7	8	9	10	11	12	13	14	15	16	17	18	19	20	21
2.6	0.82	2.132	2.6	0.86	2.24	2.6	0.93	2.418	2.4	0.89	2.136	1	1	1	1	1	1	12.2	10.922	0.895246
2.4	0.82	1.968	2.4	0.86	2.06	2.8	0.93	2.604	3	0.89	2.67	1	1	1	1	1	1	12.6	11.306	0.897302
2.2	0.82	1.804	2.2	0.86	1.89	2.2	0.93	2.046	2.2	0.89	1.958	1.28	1	1.28	1.28	1	1.28	11.36	10.26	0.903169
2.8	0.82	2.296	2.8	0.86	2.41	2	0.93	1.86	1.8	0.89	1.602	1	1	1	1	1	1	11.4	10.166	0.891754
2.2	0.82	1.804	2.2	0.86	1.89	2.2	0.93	2.046	2.2	0.89	1.958	1	1	1	1	1	1	10.8	9.7	0.898148
2	0.82	1.64	2.4	0.86	2.06	2	0.93	1.86	2	0.89	1.78	1	1	1	1	1	1	10.4	9.344	0.898462
2.4	0.82	1.968	2.4	0.86	2.06	2.2	0.93	2.046	2.2	0.89	1.958	1.14	1	1.14	1.14	1	1.14	11.48	10.316	0.898606

BA (HEP) SEM V PO CO 2020-21 AB CO-CURRICULAR ASSESMENT ATTAINMENT

ECO VI-C (Insuranc			ECO VII-C (Banking			His VI-B (THS)			His VII- B(TGOS)			Pol VI			Pol VII			Weigted Sum		
1	2	3	4	5	6	7	8	9	10	11	12	13	14	15	16	17	18	19	20	21
2.6	1	2.6	2.6	1	2.6	2.6	1	2.6	2.4	1	2.4	1	1	1	1	1	1	12.2	12.2	1
2.4	1	2.4	2.4	1	2.4	2.8	1	2.8	3	1	3	1	1	1	1	1	1	12.6	12.6	1
2.2	1	2.2	2.2	1	2.2	2.2	1	2.2	2.2	1	2.2	1.28	1	1.28	1.28	1	1.28	11.36	11.36	1
2.8	1	2.8	2.8	1	2.8	2	1	2	1.8	1	1.8	1	1	1	1	1	1	11.4	11.4	1
2.2	1	2.2	2.2	1	2.2	2.2	1	2.2	2.2	1	2.2	1	1	1	1	1	1	10.8	10.8	1
2	1	2	2.4	1	2.4	2	1	2	2	1	2	1	1	1	1	1	1	10.4	10.4	1
2.4	1	2.4	2.4	1	2.4	2.2	1	2.2	2.2	1	2.2	1.14	1	1.14	1.14	1	1.14	11.48	11.48	1

BA (HEP) SEM V PO CO Final Attainment (FA)																				
ECO VI-C (Insuranc			ECO VII-C (Banking			His VI-B (THS)			His VII- B(TGOS)			Pol VI			Pol VII			Weigted Sum		
1	2	3	4	5	6	7	8	9	10	11	12	13	14	15	16	17	18	19	20	21
2.6	1	2.6	2.6	1	2.6	2.6	1	2.6	2.4	1	2.4	1	1	1	1	1	1	12.2	12.2	1
2.4	1	2.4	2.4	1	2.4	2.8	1	2.8	3	1	3	1	1	1	1	1	1	12.6	12.6	1
2.2	1	2.2	2.2	1	2.2	2.2	1	2.2	2.2	1	2.2	1.28	1	1.28	1.28	1	1.28	11.36	11.36	1
2.8	1	2.8	2.8	1	2.8	2	1	2	1.8	1	1.8	1	1	1	1	1	1	11.4	11.4	1
2.2	1	2.2	2.2	1	2.2	2.2	1	2.2	2.2	1	2.2	1	1	1	1	1	1	10.8	10.8	1
2	1	2	2.4	1	2.4	2	1	2	2	1	2	1	1	1	1	1	1	10.4	10.4	1
2.4	1	2.4	2.4	1	2.4	2.2	1	2.2	2.2	1	2.2	1.14	1	1.14	1.14	1	1.14	11.48	11.48	1

MID SEMESTER ASSESMENT FOR 2020-2021 ADMITTED BATCH

Po'S	Sum of weighted product/ weighted sum of Pos sem- 1	Sum of weighted product/ weighted sum of Pos sem-2	Sum of weighted product/ weighted sum of Pos sem-3	Sum of weighted product/ weighted sum of Pos sem-4	Sum of weighted product/weighted sum of Pos sem-5	Average of PO's attained	% of attainment
PO1	0.917482993	0.913333333	0.929866667	0.933157895	0.895245902	0.917817358	91.78%
PO2	0.933289474	0.913181818	0.929142857	0.938636364	0.897301587	0.92231042	92.23%
PO3	0.907651515	0.909779412	0.943609023	0.942352941	0.903169014	0.921312381	92.13%
PO4	0.931578947	0.907142857	0.939	0.94375	0.891754386	0.922645238	92.26%
PO5	0.937430556	0.915985915	0.927328244	0.928125	0.898148148	0.921403573	92.14%
PO6	0.923611111	0.910529801	0.934649682	0.943684211	0.898461538	0.922187269	92.22%
PO7	0.916791045	0.91414966	0.931468531	0.934705882	0.898606272	0.919144278	91.91%

FINAL ASSESMENT ATTAINMENTS FOR 2020-2021 ADMITTED BATCH

Po'S	Sum of weighted product/ weighted sum of Pos sem- 1	Sum of weighted product/ weighted sum of Pos sem-2	Sum of weighted product/ weighted sum of Pos sem-3	Sum of weighted product/ weighted sum of Pos sem-4	Sum of weighted product/weighted sum of Pos sem-5	Average of PO's attained	% of attainment
PO1	0.933464567	0.890909091	0.966666667	1	1	0.958208065	96.32%
PO2	0.93	0.88474026	0.962857143	1	1	0.955519481	96.06%
PO3	0.919017857	0.891544118	0.97593985	1	1	0.957300365	96.50%
PO4	0.955412844	0.893354037	0.971428571	1	1	0.964039091	96.58%
PO5	0.950241935	0.892605634	0.963358779	1	1	0.96124127	96.34%
PO6	0.95704918	0.882847682	0.968152866	1	1	0.961609946	96.25%
PO7	0.910932203	0.894693878	0.963636364	1	1	0.953852489	96.24%

Signature of Head of the Department.



PRINCIPAL
 A.S.D. GOVT. DEGREE COLLEGE (W)
 AUTONOMOUS
 KAKINADA

Signature of the Principal

A.S.D GOVERNMENT DEGREE COLLEGE FOR WOMEN, (Autonomous), KAKINADA

DEPARTMENT OF HISTORY

TOURISM COURSE

COURSE OUTCOMES 2020-21

SEMESTER – I BASICS OF TOURISM TT201105

COURSE OUTCOMES:

- Understand the basic concept of tourism industry and the historical background
- Identify the various motivational concept of tourism industry.
- Distinguish the difference between domestic and internal tourism
- Evaluate the socio economic, cultural, and environmental impact of tourism industry.
- Imagine the scope of the tourism industry

1: Slight (Low) 2: Moderate (Medium) 3: Substantial (High)

	PO1	PO2	PO3	PO4	PO5	PO6	PO7
CO1	3	3	2	1	1	2	1
CO2	3	3	2	1	2	2	2
CO3	2	2	3	2	1	2	1
CO4	3	2	2	1	1	2	1
CO5	3	3	3	2	2	2	2
Average	2.8	2.6	2.4	1.4	1.4	2	1.4

Attainment level of each course in SEM-I for B.A. (HET):

Courses	No. of students attended	No. of students attained			CO_MSA	CO_CCAA	CO_FA
		MSA	CCAA	FA			
BASICS OF TOURISM	7	7	7	7	1	1	1

BA (HETT) SEM I PO CO (DA) 2020-21 AB MID SEMESTER ASSESSMENT																				
His			Tourism			ECO			ENG			Sankrit			Telugu			Weigted Sum		
1	2	3	4	5	6	7	8	9	10	11	12	13	14	15	16	17	18	19	20	21
1.6	1	1.6	2.8	1	2.8	2.2	0.56	1.232	2.3	1	2.3	2.5	1	2.5	2	0.66	1.32	13.4	11.752	0.877015
1.8	1	1.8	2.6	1	2.6	1.8	0.56	1.008	2.6	1	2.6	2.6	1	2.6	1.8	0.66	1.188	13.2	11.796	0.893636
1.2	1	1.2	2.4	1	2.4	2.2	0.56	1.232	2.5	1	2.5	1.6	1	1.6	2	0.66	1.32	11.9	10.252	0.861513
1.2	1	1.2	1.4	1	1.4	1.6	0.56	0.896	2.6	1	2.6	2	1	2	2.4	0.66	1.584	11.2	9.68	0.864286
1.8	1	1.8	1.4	1	1.4	1.6	0.56	0.896	2.3	1	2.3	2.4	1	2.4	2	0.66	1.32	11.5	10.116	0.879652
1.6	1	1.6	2	1	2	2	0.56	1.12	2	1	2	2.5	1	2.5	2.2	0.66	1.452	12.3	10.672	0.867642
1.2	1	1.2	1.4	1	1.4	2	0.56	1.12	2.5	1	2.5	2.6	1	2.6	1.6	0.66	1.056	11.3	9.876	0.873982

BA (HETT) SEM I PO CO Attainment (FA) 2020-2021 AB FINAL ASSESSMENT ATTAINMENTS																				
His			Tourism			ECO			ENG			Sankrit			Telugu			Weigted Sum		
1	2	3	4	5	6	7	8	9	10	11	12	13	14	15	16	17	18	19	20	21
1.6	1	1.6	2.8	1	2.8	2.2	0.44	0.968	2.3	0.88	2.024	2.5	1	2.5	2	1	2	13.4	11.892	0.887463
1.8	1	1.8	2.6	1	2.6	1.8	0.44	0.792	2.6	0.88	2.288	2.6	1	2.6	1.8	1	1.8	13.2	11.88	0.9
1.2	1	1.2	2.4	1	2.4	2.2	0.44	0.968	2.5	0.88	2.2	1.6	1	1.6	2	1	2	11.9	10.368	0.871261
1.2	1	1.2	1.4	1	1.4	1.6	0.44	0.704	2.6	0.88	2.288	2	1	2	2.4	1	2.4	11.2	9.992	0.892143
1.8	1	1.8	1.4	1	1.4	1.6	0.44	0.704	2.3	0.88	2.024	2.4	1	2.4	2	1	2	11.5	10.328	0.898087
1.6	1	1.6	2	1	2	2	0.44	0.88	2	0.88	1.76	2.5	1	2.5	2.2	1	2.2	12.3	10.94	0.889431
1.2	1	1.2	1.4	1	1.4	2	0.44	0.88	2.5	0.88	2.2	2.6	1	2.6	1.6	1	1.6	11.3	9.88	0.874336

BA (HETT) SEM I PO CO Attainment (IA) 2020-21 AB CO-CURRICULAR ASSESSMENT ATTAINMENTS																				
His			Tourism			ECO			ENG			Sankrit			Telugu			Weigted Sum		
1	2	3	4	5	6	7	8	9	10	11	12	13	14	15	16	17	18	19	20	21
1.6	1	1.6	2.8	1	2.8	2.2	1	2.2	2.3	1	2.3	2.5	1	2.5	2	1	2	13.4	13.4	1
1.8	1	1.8	2.6	1	2.6	1.8	1	1.8	2.6	1	2.6	2.6	1	2.6	1.8	1	1.8	13.2	13.2	1
1.2	1	1.2	2.4	1	2.4	2.2	1	2.2	2.5	1	2.5	1.6	1	1.6	2	1	2	11.9	11.9	1
1.2	1	1.2	1.4	1	1.4	1.6	1	1.6	2.6	1	2.6	2	1	2	2.4	1	2.4	11.2	11.2	1
1.8	1	1.8	1.4	1	1.4	1.6	1	1.6	2.3	1	2.3	2.4	1	2.4	2	1	2	11.5	11.5	1
1.6	1	1.6	2	1	2	2	1	2	2	1	2	2.5	1	2.5	2.2	1	2.2	12.3	12.3	1
1.2	1	1.2	1.4	1	1.4	2	1	2	2.5	1	2.5	2.6	1	2.6	1.6	1	1.6	11.3	11.3	1

BA (HETT) SEM II PO CO Direct Attainment (DA) 2020-21 AB MID SEMESTER ASSESSMENT

His			Tourism			ECO			ENG			Sankrit			Telugu			Weigted Sum		
1	2	3	4	5	6	7	8	9	10	11	12	13	14	15	16	17	18	19	20	21
1.8	1	1.8	2.8	1	2.8	2.6	1	2.6	2.6	1	2.6	2.5	1	2.5	2.6	0.66	1.716	14.9	14.016	0.940671
1.6	1	1.6	2.6	1	2.6	2.4	1	2.4	2.3	1	2.3	2.6	1	2.6	2.6	0.66	1.716	14.1	13.216	0.937305
1.4	1	1.4	2.4	1	2.4	2.2	1	2.2	2.1	1	2.1	1.6	1	1.6	2.4	0.66	1.584	12.1	11.284	0.932562
1.8	1	1.8	1.4	1	1.4	2.8	1	2.8	2.5	1	2.5	2	1	2	2.6	0.66	1.716	13.1	12.216	0.932519
1.4	1	1.4	1.4	1	1.4	2.2	1	2.2	2.3	1	2.3	2.4	1	2.4	2	0.66	1.32	11.7	11.02	0.94188
1.4	1	1.4	2	1	2	2.4	1	2.4	2.5	1	2.5	2.5	1	2.5	2.6	0.66	1.716	13.4	12.516	0.93403
1.4	1	1.4	1.4	1	1.4	2.4	1	2.4	2.6	1	2.6	2.6	1	2.6	1.8	0.66	1.188	12.2	11.588	0.949836

BA (HETT) SEM II PO CO Attainment (IA) 2020-21 AB CO-CURRICULAR ASSESMENT ATTAINMENTS

His			Tourism			ECO			ENG			Sankrit			Telugu			Weigted Sum		
1	2	3	4	5	6	7	8	9	10	11	12	13	14	15	16	17	18	19	20	21
1.8	1	1.8	2.8	1	2.8	2.6	1	2.6	2.6	1	2.6	2.5	1	2.5	2.6	1	2.6	14.9	14.9	1
1.6	1	1.6	2.6	1	2.6	2.4	1	2.4	2.3	1	2.3	2.6	1	2.6	2.6	1	2.6	14.1	14.1	1
1.4	1	1.4	2.4	1	2.4	2.2	1	2.2	2.1	1	2.1	1.6	1	1.6	2.4	1	2.4	12.1	12.1	1
1.8	1	1.8	1.4	1	1.4	2.8	1	2.8	2.5	1	2.5	2	1	2	2.6	1	2.6	13.1	13.1	1
1.4	1	1.4	1.4	1	1.4	2.2	1	2.2	2.3	1	2.3	2.4	1	2.4	2	1	2	11.7	11.7	1
1.4	1	1.4	2	1	2	2.4	1	2.4	2.5	1	2.5	2.5	1	2.5	2.6	1	2.6	13.4	13.4	1
1.4	1	1.4	1.4	1	1.4	2.4	1	2.4	2.6	1	2.6	2.6	1	2.6	1.8	1	1.8	12.2	12.2	1

BA (HETT) SEM II PO CO Attainment (FA) 2020-2021 AB FINAL ASSESMENT ATTAINMENTS

His			Tourism			ECO			ENG			Sankrit			Telugu			Weigted Sum		
1	2	3	4	5	6	7	8	9	10	11	12	13	14	15	16	17	18	19	20	21
1.8	1	1.8	2.8	1	2.8	2.6	0.86	2.6	2.6	0.85	2.21	2.5	1	2.5	2.6	1	2.6	14.9	14.51	0.973826
1.6	1	1.6	2.6	1	2.6	2.4	0.86	2.3	2.3	0.85	1.955	2.6	1	2.6	2.6	1	2.6	14.1	13.655	0.96844
1.4	1	1.4	2.4	1	2.4	2.2	0.86	2.1	2.1	0.85	1.785	1.6	1	1.6	2.4	1	2.4	12.1	11.685	0.965702
1.8	1	1.8	1.4	1	1.4	2.8	0.86	2.5	2.5	0.85	2.125	2	1	2	2.6	1	2.6	13.1	12.425	0.948473
1.4	1	1.4	1.4	1	1.4	2.2	0.86	2.3	2.3	0.85	1.955	2.4	1	2.4	2	1	2	11.7	11.455	0.97906
1.4	1	1.4	2	1	2	2.4	0.86	2.5	2.5	0.85	2.125	2.5	1	2.5	2.6	1	2.6	13.4	13.125	0.979478
1.4	1	1.4	1.4	1	1.4	2.4	0.86	2.6	2.6	0.85	2.21	2.6	1	2.6	1.8	1	1.8	12.2	12.01	0.984426

BA (HETT) SEM III PO CO Direct Attainment (DA) 2020-21 AB MID SEMESTER ASSESSMENT																				
His			Tourism			ECO			ENG			Sankrit			Telugu			Weigted Sum		
1	2	3	4	5	6	7	8	9	10	11	12	13	14	15	16	17	18	19	20	21
1.4	1	1.4	2.8	1	2.8	2.8	0.71	1.988	2.3	1	2.3	2.5	1	2.5	2.6	1	2.6	14.4	13.588	0.943611
1.2	1	1.2	2.6	1	2.6	2	0.71	1.42	2.1	1	2.1	2.6	1	2.6	2.6	1	2.6	13.1	12.52	0.955725
1.6	1	1.6	2.4	1	2.4	2.2	0.71	1.562	1.8	1	1.8	1.6	1	1.6	2	1	2	11.6	10.962	0.945
1.6	1	1.6	1.4	1	1.4	1.8	0.71	1.278	2.1	1	2.1	2	1	2	2.6	1	2.6	11.5	10.978	0.954609
1	1	1	1.4	1	1.4	2	0.71	1.42	2.1	1	2.1	2.4	1	2.4	2.6	1	2.6	11.5	10.92	0.949565
1.6	1	1.6	2	1	2	2.6	0.71	1.846	2.5	1	2.5	2.5	1	2.5	2.4	1	2.4	13.6	12.846	0.944559
1.2	1	1.2	1.4	1	1.4	2.4	0.71	1.704	2.5	1	2.5	2.6	1	2.6	1.8	1	1.8	11.9	11.204	0.941513

BA (HETT) SEM III PO CO Attainment (IA) 2020-21 AB CO-CURRICULAR ASSESMENT ATTAINMENTS																				
His			Tourism			ECO			ENG			Sankrit			Telugu			Weigted Sum		
1	2	3	4	5	6	7	8	9	10	11	12	13	14	15	16	17	18	19	20	21
1.4	1	1.4	2.8	1	2.8	2.8	1	2.8	2.3	1	2.3	2.5	1	2.5	2.6	1	2.6	14.4	14.4	1
1.2	1	1.2	2.6	1	2.6	2	1	2	2.1	1	2.1	2.6	1	2.6	2.6	1	2.6	13.1	13.1	1
1.6	1	1.6	2.4	1	2.4	2.2	1	2.2	1.8	1	1.8	1.6	1	1.6	2	1	2	11.6	11.6	1
1.6	1	1.6	1.4	1	1.4	1.8	1	1.8	2.1	1	2.1	2	1	2	2.6	1	2.6	11.5	11.5	1
1	1	1	1.4	1	1.4	2	1	2	2.1	1	2.1	2.4	1	2.4	2.6	1	2.6	11.5	11.5	1
1.6	1	1.6	2	1	2	2.6	1	2.6	2.5	1	2.5	2.5	1	2.5	2.4	1	2.4	13.6	13.6	1
1.2	1	1.2	1.4	1	1.4	2.4	1	2.4	2.5	1	2.5	2.6	1	2.6	1.8	1	1.8	11.9	11.9	1

BA (HETT) SEM III PO CO Attainment (FA) 2020-2021 AB FINAL ASSESMENT ATTAINMENTS																				
His			Tourism			ECO			ENG			Sankrit			Telugu			Weigted Sum		
1	2	3	4	5	6	7	8	9	10	11	12	13	14	15	16	17	18	19	20	21
1.4	1	1.4	2.8	1	2.8	2.8	1	2.8	2.3	1	2.3	2.5	1	2.5	2.6	1	2.6	14.4	14.4	1
1.2	1	1.2	2.6	1	2.6	2	1	2	2.1	1	2.1	2.6	1	2.6	2.6	1	2.6	13.1	13.1	1
1.6	1	1.6	2.4	1	2.4	2.2	1	2.2	1.8	1	1.8	1.6	1	1.6	2	1	2	11.6	11.6	1
1.6	1	1.6	1.4	1	1.4	1.8	1	1.8	2.1	1	2.1	2	1	2	2.6	1	2.6	11.5	11.5	1
1	1	1	1.4	1	1.4	2	1	2	2.1	1	2.1	2.4	1	2.4	2.6	1	2.6	11.5	11.5	1
1.6	1	1.6	2	1	2	2.6	1	2.6	2.5	1	2.5	2.5	1	2.5	2.4	1	2.4	13.6	13.6	1
1.2	1	1.2	1.4	1	1.4	2.4	1	2.4	2.5	1	2.5	2.6	1	2.6	1.8	1	1.8	11.9	11.9	1

BA (HETT) SEM IV PO CO MID Semester Assessment (DA)																				
ECO IV (A)			ECO IV (B)			His IV-A			His IV- B			Tourism IV-A			Tourism IV- B			Weigted Sum		
1	2	3	4	5	6	7	8	9	10	11	12	13	14	15	16	17	18	19	20	21
2.8	1	2.8	3	1	3	1.4	1	1.4	1.4	1	1.4	2.8	1	2.8	2.8	1	2.8	14.2	14.2	1
2	1	2	2	1	2	1.2	1	1.2	1.2	1	1.2	2.6	1	2.6	2.6	1	2.6	11.6	11.6	1
2.2	1	2.2	2	1	2	1.4	1	1.4	1.6	1	1.6	2.4	1	2.4	2.4	1	2.4	12	12	1
2	1	2	2	1	2	1.4	1	1.4	1.4	1	1.4	1.4	1	1.4	1.4	1	1.4	9.6	9.6	1
2.6	1	2.6	2.2	1	2.2	1.2	1	1.2	1.2	1	1.2	1.4	1	1.4	1.4	1	1.4	10	10	1
2.4	1	2.4	2.2	1	2.2	1.8	1	1.8	1.6	1	1.6	2	1	2	2	1	2	12	12	1
2.4	1	2.4	3	1	3	1.2	1	1.2	1.2	1	1.2	1.4	1	1.4	1.4	1	1.4	10.6	10.6	1

BA (HETT) SEM IV PO CO CO-CURRICULAR ASSESMENT (IA)																				
ECO IV (A)			ECO IV (B)			His IV-A			His IV- B			Tourism IV-A			Tourism IV- B			Weigted Sum		
1	2	3	4	5	6	7	8	9	10	11	12	13	14	15	16	17	18	19	20	21
2.8	1	2.8	3	1	3	1.4	1	1.4	1.4	1	1.4	2.8	1	2.8	2.8	1	2.8	14.2	14.2	1
2	1	2	2	1	2	1.2	1	1.2	1.2	1	1.2	2.6	1	2.6	2.6	1	2.6	11.6	11.6	1
2.2	1	2.2	2	1	2	1.6	1	1.6	1.6	1	1.6	2.4	1	2.4	2.4	1	2.4	12.2	12.2	1
2	1	2	2	1	2	1.4	1	1.4	1.4	1	1.4	1.4	1	1.4	1.4	1	1.4	9.6	9.6	1
2.6	1	2.6	2.2	1	2.2	1.2	1	1.2	1.2	1	1.2	1.4	1	1.4	1.4	1	1.4	10	10	1
2.4	1	2.4	2.2	1	2.2	1.6	1	1.6	1.6	1	1.6	2	1	2	2	1	2	11.8	11.8	1
2.4	1	2.4	3	1	3	1.2	1	1.2	1.2	1	1.2	1.4	1	1.4	1.4	1	1.4	10.6	10.6	1

BA (HETT) SEM IV PO CO Final Attainment (FA)																				
ECO IV (A)			ECO IV (B)			His IV-A			His IV- B			Tourism IV-A			Tourism IV- B			Weigted Sum		
1	2	3	4	5	6	7	8	9	10	11	12	13	14	15	16	17	18	19	20	21
2.8	1	2.8	3	1	3	1.4	1	1.4	1.4	1	1.4	2.8	1	2.8	2.8	1	2.8	14.2	14.2	1
2	1	2	2	1	2	1.2	1	1.2	1.2	1	1.2	2.6	1	2.6	2.6	1	2.6	11.6	11.6	1
2.2	1	2.2	2	1	2	1.6	1	1.6	1.6	1	1.6	2.4	1	2.4	2.4	1	2.4	12.2	12.2	1
2	1	2	2	1	2	1.4	1	1.4	1.4	1	1.4	1.4	1	1.4	1.4	1	1.4	9.6	9.6	1
2.6	1	2.6	2.2	1	2.2	1.2	1	1.2	1.2	1	1.2	1.4	1	1.4	1.4	1	1.4	10	10	1
2.4	1	2.4	2.2	1	2.2	1.6	1	1.6	1.6	1	1.6	2	1	2	2	1	2	11.8	11.8	1
2.4	1	2.4	3	1	3	1.2	1	1.2	1.2	1	1.2	1.4	1	1.4	1.4	1	1.4	10.6	10.6	1

BA (HETT) SEM V PO CO MID Semester Assessment (DA)																						
PO s	ECOVI	PO Attainment	Weighted product	ECOVII	PO Attainment	Weighted product	HISVI	PO Attainment	Weighted product	HISVII	PO Attainment	Weighted product	TOU		PO Attainment	Weighted product	TOUVII	PO Attainment	Weighted product	Weighted Sum	Weighted Sum	Weighted Average
													VI									
PO1	2.6	0.86	2.228	2.6	0.857	2.2282	2.6	0.857	2.2282	2.4	0.857	2.0568	2.6	0.857	2.2282	3	0.857	2.571	15.8	13.5406	0.857	
PO2	2.4	0.86	2.057	2.4	0.857	2.0568	2.8	0.857	2.3996	3	0.857	2.571	2.8	0.857	2.3996	2.2	0.857	1.8854	15.6	13.369	0.856	
PO3	2.2	0.86	1.885	2.2	0.857	1.8854	2.2	0.857	1.8854	2.2	0.857	1.8854	2	0.857	1.714	2.2	0.857	1.8854	13	11.141	0.857	
PO4	2.8	0.86	2.4	2.8	0.857	2.3996	2	0.857	1.714	1.8	0.857	1.5426	2.2	0.857	1.8854	2	0.857	1.714	13.6	11.6552	0.857	
PO5	2.2	0.86	1.885	2.2	0.857	1.8854	2.2	0.857	1.8854	2.2	0.857	1.8854	2	0.857	1.714	2.8	0.857	2.3996	13.6	11.655	0.857	
PO6	2	0.86	1.714	2.4	0.857	2.0568	2	0.857	1.714	2	0.857	1.714	2.2	0.857	1.8854	2.4	0.857	2.0568	13	11.168	0.859	
PO7	2.4	0.86	2.057	2.4	0.857	2.0568	2.2	0.857	1.8854	2.2	0.857	1.8854	2.6	0.857	2.2282	2.2	0.857	1.8854	14	11.998	0.857	

BA (HETT) SEM V CO-CURRICULAR ASSESSMENT (IA)																						
PO s	ECO VI	PO Attainment	Weighted product	ECOVII	PO Attainment	Weighted product	HISVI	PO Attainment	Weighted product	HISVII	PO Attainment	Weighted product	TOU		PO Attainment	Weighted product	TOU	PO Attainment	Weighted product	Weighted Sum	Weighted Sum	Weighted Average
													VI	VII								
PO1	2.6	1	2.6	2.6	1	2.6	2.6	1	2.6	2.4	1	2.4	2.6	1	2.6	3	1	3	15.8	15.8	1	
PO2	2.4	1	2.4	2.4	1	2.4	2.8	1	2.8	3	1	3	2.8	1	2.8	2.2	1	2.2	15.6	15.6	1	
PO3	2.2	1	2.2	2.2	1	2.2	2.2	1	2.2	2.2	1	2.2	2	1	2	2.2	1	2.2	13	13	1	
PO4	2.8	1	2.8	2.8	1	2.8	2	1	2	1.8	1	1.8	2.2	1	2.2	2	1	2	13.6	13.6	1	
PO5	2.2	1	2.2	2.2	1	2.2	2.2	1	2.2	2.2	1	2.2	2	1	2	2.8	1	2.8	13.6	13.6	1	
PO6	2	1	2	2.4	1	2.4	2	1	2	2	1	2	2.2	1	2.2	2.4	1	2.4	13	13	1	
PO7	2.4	1	2.4	2.4	1	2.4	2.2	1	2.2	2.2	1	2.2	2.6	1	2.6	2.2	1	2.2	14	14	1	

BA (HETT) SEM V PO CO Final Attainment (FA)																					
PO s	ECOV I	PO Attainm ent	Weighte d product	ECOV II	PO Attainm ent	Weighte d product	HISVI	PO Attainm ent	Weighte d product	HISVII	PO Attainm ent	Weighte d product	TOU		PO Attainm ent	Weighte d product	TOU		Weighte d Sum	Weighte d Sum	Weighte d Average
													VI	VII			VI	VII			
PO1	2.6	1	2.6	2.6	1	2.6	2.6	1	2.6	2.4	1	2.4	2.6	1	2.6	3	1	3	15.8	15.8	1
PO2	2.4	1	2.4	2.4	1	2.4	2.8	1	2.8	3	1	3	2.8	1	2.8	2.2	1	2.2	15.6	15.6	1
PO3	2.2	1	2.2	2.2	1	2.2	2.2	1	2.2	2.2	1	2.2	2	1	2	2.2	1	2.2	13	13	1
PO4	2.8	1	2.8	2.8	1	2.8	2	1	2	1.8	1	1.8	2.2	1	2.2	2	1	2	13.6	13.6	1
PO5	2.2	1	2.2	2.2	1	2.2	2.2	1	2.2	2.2	1	2.2	2	1	2	2.8	1	2.8	13.6	13.6	1
PO6	2	1	2	2.4	1	2.4	2	1	2	2	1	2	2.2	1	2.2	2.4	1	2.4	13	13	1
PO7	2.4	1	2.4	2.4	1	2.4	2.2	1	2.2	2.2	1	2.2	2.6	1	2.6	2.2	1	2.2	14	14	1

HETT Final MID SEMESTER 2020-21							
Po'S	Sum of weighted product/ weighted sum of Pos sem- 1	Sum of weighted product/ weighted sum of Pos sem-2	Sum of weighted product/ weighted sum of Pos sem-3	Sum of weighted product/ weighted sum of Pos sem-4	Sum of weighted product/weighted sum of Pos sem-5	Average of PO's attained	% of attainment
PO1	0.917482993	0.9133333333	0.929866667	0.933157895	0.895245902	0.917817358	91.78%
PO2	0.933289474	0.913181818	0.929142857	0.938636364	0.897301587	0.92231042	92.23%
PO3	0.907651515	0.909779412	0.943609023	0.942352941	0.903169014	0.921312381	92.13%
PO4	0.931578947	0.907142857	0.939	0.94375	0.891754386	0.922645238	92.26%
PO5	0.937430556	0.915985915	0.927328244	0.928125	0.898148148	0.921403573	92.14%
PO6	0.923611111	0.910529801	0.934649682	0.943684211	0.898461538	0.922187269	92.22%
PO7	0.916791045	0.91414966	0.931468531	0.934705882	0.898606272	0.919144278	91.91%

FA							
Po'S	Sum of weighted product/ weighted sum of Pos sem- 1	Sum of weighted product/ weighted sum of Pos sem-2	Sum of weighted product/ weighted sum of Pos sem-3	Sum of weighted product/ weighted sum of Pos sem-4	Sum of weighted product/weighted sum of Pos sem-5	Average of PO's attained	% of attainment
PO1	0.933464567	0.890909091	0.966666667	1	1	0.958208065	96.32%
PO2	0.93	0.88474026	0.962857143	1	1	0.955519481	96.06%
PO3	0.919017857	0.891544118	0.97593985	1	1	0.957300365	96.50%
PO4	0.955412844	0.893354037	0.971428571	1	1	0.964039091	96.58%
PO5	0.950241935	0.892605634	0.963358779	1	1	0.96124127	96.34%
PO6	0.95704918	0.882847682	0.968152866	1	1	0.961609946	96.25%
PO7	0.910932203	0.894693878	0.963636364	1	1	0.953852489	96.24%



Signature of Head of the Department

V. N. D.
 PRINCIPAL
 A.S.D.GOV.T.DEGREE COLLEGE (W)
 AUTONOMOUS
 KAKINADA

BA (THP) 2020-2021 AB ATTAINMENTS

Programme Outcomes

PO1: Critical Thinking: Take informed actions after identifying the assumptions that frame our thinking and actions, checking out the degree to which these assumptions are accurate and valid, and looking at our ideas and decisions (intellectual, organizational, and personal) from different perspectives

PO2: Effective Communication: Speak, read, write and listen clearly in person and through electronic media in English and in one Indian language, and make meaning of the world by connecting people, ideas, books, media and technology.

PO3: Social Interaction: Elicit views of others, mediate disagreements and help reach conclusions in group settings.

PO4: Effective Citizenship: Demonstrate empathetic social concern and equity centered national development, and the ability to act with an informed awareness of issues and participate in civic life through volunteering.

PO5: Ethics: Recognize different value systems including your own, understand the moral dimensions of your decisions, and accept responsibility for them.

PO6: Environment and Sustainability: Understand the issues of environmental contexts and sustainable development.

PO7: Self-directed and Life-long Learning: Acquire the ability to engage in independent and life-long learning in the broadest context socio-technological changes

I Semester – Paper I PRACHINA TELUGU KAVITVAM

C.O. 1. Learn about ancient Telugu literature and the beauty of poetry.

C.O. 2. Drama as a unique process in Telugu literature is social and political of the people

learn about the conditions

C.O. 3. Students will learn about the Telugu culture, traditions and children's games of Prabandha period

C.O. 4. Students will learn about Prabandha characteristics, Social life in the age of Praband

I Semester – Paper I

PRACHINA TELUGU KAVITVAM

	PO1	PO2	PO3	PO4	PO5	PO6	PO7
CO1	3	2	3	2	3	2	2
CO2	2	3	2	1	2	2	1
CO3	3	2	1	3	3	2	2
CO4	2	2	2	3	2	3	2
Average	2.5	2.25	2.0	1.75	2.5	2.25	1.75

Courses	No. of Students attended	No. of Students Attained			CO_MSA	CO_CCAA	CO_FA
		MSA	CCAA	FA			
THP Sem I	24	21	24	17	1	1	0.7

SEMESTER 1

BA(THP)- SEM I PO CO MSA 2020-2021 AB MID SEMESTER ASSESSMENT

His			POL			Spl.Tel			ENG			Sanskrit			Telugu			Weighted Sum		
1	2	3	4	5	6	7	8	9	10	11	12	13	14	15	16	17	18	19	20	21
1.6	1	1.6	1.6	1	1.6	2.5	1	2.5	2.3	1	2.3	2.5	0.66	1.65	2	0.75	1.5	12.5	11.15	0.892
1.8	1	1.8	1.8	1	1.8	2.25	1	2.25	2.6	1	2.6	2.6	0.66	1.716	1.8	0.75	1.35	12.85	11.516	0.896187
1.2	1	1.2	1.2	1	1.2	2	1	2	2.5	1	2.5	1.6	0.66	1.056	2	0.75	1.5	10.5	9.456	0.900571
1.2	1	1.2	1.2	1	1.2	1.75	1	1.75	2.6	1	2.6	2	0.66	1.32	2.4	0.75	1.8	11.15	9.87	0.885202
1.8	1	1.8	1.8	1	1.8	2.5	1	2.5	2.3	1	2.3	2.4	0.66	1.584	2	0.75	1.5	12.8	11.484	0.897188
1.6	1	1.6	1.6	1	1.6	2.25	1	2.25	2	1	2	2.5	0.66	1.65	2.2	0.75	1.65	12.15	10.75	0.884774
1.2	1	1.2	1.2	1	1.2	1.75	1	1.75	2.5	1	2.5	2.6	0.66	1.716	1.6	0.75	1.2	10.85	9.566	0.881659

BA(THP)- SEM I PO CO CCAA 2020-2021 AB CO-CURRICULAR ASSESSMENT ATTAINMENT

His			POL			Spl.Tel			ENG			Sanskrit			Telugu			Weighted Sum		
1	2	3	4	5	6	7	8	9	10	11	12	13	14	15	16	17	18	19	20	21
1.6	1	1.6	1.6	1	1.6	2.5	1	2.5	2.3	1	2.3	2.5	1	2.5	2	1	2	12.5	12.5	1
1.8	1	1.8	1.8	1	1.8	2.25	1	2.25	2.6	1	2.6	2.6	1	2.6	1.8	1	1.8	12.85	12.85	1
1.2	1	1.2	1.2	1	1.2	2	1	2	2.5	1	2.5	1.6	1	1.6	2	1	2	10.5	10.5	1
1.2	1	1.2	1.2	1	1.2	1.75	1	1.75	2.6	1	2.6	2	1	2	2.4	1	2.4	11.15	11.15	1
1.8	1	1.8	1.8	1	1.8	2.5	1	2.5	2.3	1	2.3	2.4	1	2.4	2	1	2	12.8	12.8	1
1.6	1	1.6	1.6	1	1.6	2.25	1	2.25	2	1	2	2.5	1	2.5	2.2	1	2.2	12.15	12.15	1
1.2	1	1.2	1.2	1	1.2	1.75	1	1.75	2.5	1	2.5	2.6	1	2.6	1.6	1	1.6	10.85	10.85	1

BA (THP) SEM I PO CO Attainment (FA) 2020-2021 AB FINAL ASSESMENT ATTAINMENTS

His			POL			Spl.Tel			ENG			Sanskrit			Telugu			Weighted Sum		
1	2	3	4	5	6	7	8	9	10	11	12	13	14	15	16	17	18	19	20	21
1.6	1	1.6	1.6	1	1.6	2.5	0.7	1.75	2.3	0.5	1.15	2.5	0.66	1.65	2	1	2	12.5	9.75	0.78
1.8	1	1.8	1.8	1	1.8	2.25	0.7	1.575	2.6	0.5	1.3	2.6	0.66	1.716	1.8	1	1.8	12.85	9.991	0.77751
1.2	1	1.2	1.2	1	1.2	2	0.7	1.4	2.5	0.5	1.25	1.6	0.66	1.056	2	1	2	10.5	8.106	0.772
1.2	1	1.2	1.2	1	1.2	1.75	0.7	1.225	2.6	0.5	1.3	2	0.66	1.32	2.4	1	2.4	11.15	8.645	0.775336
1.8	1	1.8	1.8	1	1.8	2.5	0.7	1.75	2.3	0.5	1.15	2.4	0.66	1.584	2	1	2	12.8	10.084	0.787813
1.6	1	1.6	1.6	1	1.6	2.25	0.7	1.575	2	0.5	1	2.5	0.66	1.65	2.2	1	2.2	12.15	9.625	0.792181
1.2	1	1.2	1.2	1	1.2	1.75	0.7	1.225	2.5	0.5	1.25	2.6	0.66	1.716	1.6	1	1.6	10.85	8.191	0.754931

SEMESTER 2

BA(THP)- SEM II PO CO MSA 2020-2021 AB MID SEMESTER ASSESSMENT

His			POL			Spl.Tel			ENG			Sanskrit			Telugu			Weighted Sum		
1	2	3	4	5	6	7	8	9	10	11	12	13	14	15	16	17	18	19	20	21
1.8	1	1.8	1.8	1	1.8	2.3	0.9	2.07	2.6	0.95	2.47	2.5	0.5	1.25	2.6	0.93	2.418	13.6	11.808	0.868235
1.6	1	1.6	1.6	1	1.6	2	0.9	1.8	2.3	0.95	2.185	2.6	0.5	1.3	2.6	0.93	2.418	12.7	10.903	0.858504
1.4	1	1.4	1.4	1	1.4	2.1	0.9	1.89	2.1	0.95	1.995	1.6	0.5	0.8	2.4	0.93	2.232	11	9.717	0.883364
1.8	1	1.8	1.8	1	1.8	2.5	0.9	2.25	2.5	0.95	2.375	2	0.5	1	2.6	0.93	2.418	13.2	11.643	0.882045
1.4	1	1.4	1.4	1	1.4	2.1	0.9	1.89	2.3	0.95	2.185	2.4	0.5	1.2	2	0.93	1.86	11.6	9.935	0.856466
1.4	1	1.4	1.4	1	1.4	2	0.9	1.8	2.5	0.95	2.375	2.5	0.5	1.25	2.6	0.93	2.418	12.4	10.643	0.858306
1.4	1	1.4	1.4	1	1.4	2	0.9	1.8	2.6	0.95	2.47	2.6	0.5	1.3	1.8	0.93	1.674	11.8	10.044	0.851186

BA(THP)- SEM II PO CO CCAA 2020-2021 AB CO-CURRICULAR ASSESSMENT ATTAINMENT

His			POL			Spl.Tel			ENG			Sanskrit			Telugu			Weigted Sum		
1	2	3	4	5	6	7	8	9	10	11	12	13	14	15	16	17	18	19	20	21
1.8	1	1.8	1.8	1	1.8	2.3	1	2.3	2.6	1	2.6	2.5	1	2.5	2.6	1	2.6	13.6	13.6	1
1.6	1	1.6	1.6	1	1.6	2	1	2	2.3	1	2.3	2.6	1	2.6	2.6	1	2.6	12.7	12.7	1
1.4	1	1.4	1.4	1	1.4	2.1	1	2.1	2.1	1	2.1	1.6	1	1.6	2.4	1	2.4	11	11	1
1.8	1	1.8	1.8	1	1.8	2.5	1	2.5	2.5	1	2.5	2	1	2	2.6	1	2.6	13.2	13.2	1
1.4	1	1.4	1.4	1	1.4	2.1	1	2.1	2.3	1	2.3	2.4	1	2.4	2	1	2	11.6	11.6	1
1.4	1	1.4	1.4	1	1.4	2	1	2	2.5	1	2.5	2.5	1	2.5	2.6	1	2.6	12.4	12.4	1
1.4	1	1.4	1.4	1	1.4	2	1	2	2.6	1	2.6	2.6	1	2.6	1.8	1	1.8	11.8	11.8	1

BA (THP) SEMII PO CO Attainment (FA) 2020-2021 AB FINAL ASSESMENT ATTAINMENTS

His			POL			Spl.Tel			ENG			Sanskrit			Telugu			Weigted Sum		
1	2	3	4	5	6	7	8	9	10	11	12	13	14	15	16	17	18	19	20	21
1.8	1	1.8	1.8	1	1.8	2.3	0.86	1.978	2.6	0.78	2.028	2.5	0.5	1.25	2.6	1	2.6	13.6	11.456	0.842353
1.6	1	1.6	1.6	1	1.6	2	0.86	1.72	2.3	0.78	1.794	2.6	0.5	1.3	2.6	1	2.6	12.7	10.614	0.835748
1.4	1	1.4	1.4	1	1.4	2.1	0.86	1.806	2.1	0.78	1.638	1.6	0.5	0.8	2.4	1	2.4	11	9.444	0.858545
1.8	1	1.8	1.8	1	1.8	2.5	0.86	2.15	2.5	0.78	1.95	2	0.5	1	2.6	1	2.6	13.2	11.3	0.856061
1.4	1	1.4	1.4	1	1.4	2.1	0.86	1.806	2.3	0.78	1.794	2.4	0.5	1.2	2	1	2	11.6	9.6	0.827586
1.4	1	1.4	1.4	1	1.4	2	0.86	1.72	2.5	0.78	1.95	2.5	0.5	1.25	2.6	1	2.6	12.4	10.32	0.832258
1.4	1	1.4	1.4	1	1.4	2	0.86	1.72	2.6	0.78	2.028	2.6	0.5	1.3	1.8	1	1.8	11.8	9.648	0.817627

SEMESTER 3

BA(THP)- SEM III PO CO MSA 2020-2021 AB MID SEMESTER ASSESSMENT

His			POL			Spl.Tel			ENG			Sankrit			Telugu			Weigted Sum		
1	2	3	4	5	6	7	8	9	10	11	12	13	14	15	16	17	18	19	20	21
1.4	1	1.4	1.4	1	1.4	2.4	0.95	2.28	2.3	0.9	2.07	2.5	0.5	1.25	2.6	0.94	2.444	12.6	10.844	0.860635
1.2	1	1.2	1.2	1	1.2	2.6	0.95	2.47	2.1	0.9	1.89	2.6	0.5	1.3	2.6	0.94	2.444	12.3	10.504	0.853984
1.6	1	1.6	1.6	1	1.6	2.4	0.95	2.28	1.8	0.9	1.62	1.6	0.5	0.8	2	0.94	1.88	11	9.78	0.889091
1.6	1	1.6	1.6	1	1.6	2	0.95	1.9	2.1	0.9	1.89	2	0.5	1	2.6	0.94	2.444	11.9	10.434	0.876807
1	1	1	1	1	1	2.2	0.95	2.09	2.1	0.9	1.89	2.4	0.5	1.2	2.6	0.94	2.444	11.3	9.624	0.851681
1.6	1	1.6	1.6	1	1.6	2.2	0.95	2.09	2.5	0.9	2.25	2.5	0.5	1.25	2.4	0.94	2.256	12.8	11.046	0.862969
1.2	1	1.2	1.2	1	1.2	2.2	0.95	2.09	2.5	0.9	2.25	2.6	0.5	1.3	1.8	0.94	1.692	11.5	9.732	0.846261

BA(THP)- SEM II PO CO CCAA 2020-2021 AB CO-CURRICULAR ASSESSMENT ATTAINMENT

His			POL			Spl.Tel			ENG			Sankrit			Telugu			Weigted Sum		
1	2	3	4	5	6	7	8	9	10	11	12	13	14	15	16	17	18	19	20	21
1.4	1	1.4	1.4	1	1.4	2.4	1	2.4	2.3	1	2.3	2.5	1	2.5	2.6	1	2.6	12.6	12.6	1
1.2	1	1.2	1.2	1	1.2	2.6	1	2.6	2.1	1	2.1	2.6	1	2.6	2.6	1	2.6	12.3	12.3	1
1.6	1	1.6	1.6	1	1.6	2.4	1	2.4	1.8	1	1.8	1.6	1	1.6	2	1	2	11	11	1
1.6	1	1.6	1.6	1	1.6	2	1	2	2.1	1	2.1	2	1	2	2.6	1	2.6	11.9	11.9	1
1	1	1	1	1	1	2.2	1	2.2	2.1	1	2.1	2.4	1	2.4	2.6	1	2.6	11.3	11.3	1
1.6	1	1.6	1.6	1	1.6	2.2	1	2.2	2.5	1	2.5	2.5	1	2.5	2.4	1	2.4	12.8	12.8	1
1.2	1	1.2	1.2	1	1.2	2.2	1	2.2	2.5	1	2.5	2.6	1	2.6	1.8	1	1.8	11.5	11.5	1

BA (THP) SEM III PO CO Attainment (FA) 2020-2021 AB FINAL ASSESMENT ATTAINMENTS

His			POL			Spl.Tel			ENG			Sanskrit			Telugu			Weigted Sum		
1	2	3	4	5	6	7	8	9	10	11	12	13	14	15	16	17	18	19	20	21
1.4	1	1.4	1.4	1	1.4	2.4	1	2.4	2.3	0.77	1.771	2.5	0.5	1.25	2.6	0.94	2.444	12.6	10.665	0.846429
1.2	1	1.2	1.2	1	1.2	2.6	1	2.6	2.1	0.77	1.617	2.6	0.5	1.3	2.6	0.94	2.444	12.3	10.361	0.842358
1.6	1	1.6	1.6	1	1.6	2.4	1	2.4	1.8	0.77	1.386	1.6	0.5	0.8	2	0.94	1.88	11	9.666	0.878727
1.6	1	1.6	1.6	1	1.6	2	1	2	2.1	0.77	1.617	2	0.5	1	2.6	0.94	2.444	11.9	10.261	0.862269
1	1	1	1	1	1	2.2	1	2.2	2.1	0.77	1.617	2.4	0.5	1.2	2.6	0.94	2.444	11.3	9.461	0.837257
1.6	1	1.6	1.6	1	1.6	2.2	1	2.2	2.5	0.77	1.925	2.5	0.5	1.25	2.4	0.94	2.256	12.8	10.831	0.846172
1.2	1	1.2	1.2	1	1.2	2.2	1	2.2	2.5	0.77	1.925	2.6	0.5	1.3	1.8	0.94	1.692	11.5	9.517	0.827565

SEMESTER 4

BA(THP)- SEM IV PO CO MSA 2020-2021 AB MID SEMESTER ASSESSMENT

Spl.Tel			Spl.Tel			His VI-B (THS)			His VII- B(TGOS)			Pol VI			Pol VII			Weigted Sum		
1	2	3	4	5	6	7	8	9	10	11	12	13	14	15	16	17	18	19	20	21
2	0.95	1.9	2	1	2	1.4	1	1.4	1.4	1	1.4	1.4	1	1.4	1.4	1	1.4	9.6	9.5	0.989583
2.4	0.95	2.28	2.4	1	2.4	1.2	1	1.2	1.2	1	1.2	1.2	1	1.2	1.2	1	1.2	9.6	9.48	0.9875
2.6	0.95	2.47	2.6	1	2.6	1.4	1	1.4	1.6	1	1.6	1.4	1	1.4	1.6	1	1.6	11.2	11.07	0.988393
2.2	0.95	2.09	2.2	1	2.2	1.4	1	1.4	1.4	1	1.4	1.4	1	1.4	1.4	1	1.4	10	9.89	0.989
2.2	0.95	2.09	2.2	1	2.2	1.2	1	1.2	1.2	1	1.2	1.2	1	1.2	1.2	1	1.2	9.2	9.09	0.988043
2	0.95	1.9	2	1	2	1.8	1	1.8	1.6	1	1.6	1.8	1	1.8	1.6	1	1.6	10.8	10.7	0.990741
2.2	0.95	2.09	2.2	1	2.2	1.2	1	1.2	1.2	1	1.2	1.2	1	1.2	1.2	1	1.2	9.2	9.09	0.988043

BA(THP)- SEM IV PO CO CCAA 2020-2021 AB CO-CURRICULAR ASSESSMENT ATTAINMENT

Spl.Tel			Spl.Tel			His VI-B (THS)			His VII- B(TGOS)			Pol VI			Pol VII			Weigted Sum		
1	2	3	4	5	6	7	8	9	10	11	12	13	14	15	16	17	18	19	20	21
2	1	2	2	1	2	1.4	1	1.4	1.4	1	1.4	1.4	1	1.4	1.4	1	1.4	9.6	9.6	1
2.4	1	2.4	2.4	1	2.4	1.2	1	1.2	1.2	1	1.2	1.2	1	1.2	1.2	1	1.2	9.6	9.6	1
2.6	1	2.6	2.6	1	2.6	1.4	1	1.4	1.6	1	1.6	1.4	1	1.4	1.6	1	1.6	11.2	11.2	1
2.2	1	2.2	2.2	1	2.2	1.4	1	1.4	1.4	1	1.4	1.4	1	1.4	1.4	1	1.4	10	10	1
2.2	1	2.2	2.2	1	2.2	1.2	1	1.2	1.2	1	1.2	1.2	1	1.2	1.2	1	1.2	9.2	9.2	1
2	1	2	2	1	2	1.8	1	1.8	1.6	1	1.6	1.8	1	1.8	1.6	1	1.6	10.8	10.8	1
2.2	1	2.2	2.2	1	2.2	1.2	1	1.2	1.2	1	1.2	1.2	1	1.2	1.2	1	1.2	9.2	9.2	1

BA (THP) SEM IV PO CO Final Attainment (FA)

Spl.Tel			Spl.Tel			His IV-A			His IV - B			Pol IV - A			Pol - IV - B			Weigted Sum		
1	2	3	4	5	6	7	8	9	10	11	12	13	14	15	16	17	18	19	20	21
2	0.96	1.92	2	0.86	1.72	1.4	1	1.4	1.4	1	1.4	1.4	1	1.4	1.4	1	1.4	9.6	9.24	0.9625
2.4	0.96	2.304	2.4	0.86	2.064	1.2	1	1.2	1.2	1	1.2	1.2	1	1.2	1.2	1	1.2	9.6	9.168	0.955
2.6	0.96	2.496	2.6	0.86	2.236	1.4	1	1.4	1.6	1	1.6	1.4	1	1.4	1.6	1	1.6	11.2	10.732	0.958214
2.2	0.96	2.112	2.2	0.86	1.892	1.4	1	1.4	1.4	1	1.4	1.4	1	1.4	1.4	1	1.4	10	9.604	0.9604
2.2	0.96	2.112	2.2	0.86	1.892	1.2	1	1.2	1.2	1	1.2	1.2	1	1.2	1.2	1	1.2	9.2	8.804	0.956957
2	0.96	1.92	2	0.86	1.72	1.8	1	1.8	1.6	1	1.6	1.8	1	1.8	1.6	1	1.6	10.8	10.44	0.966667
2.2	0.96	2.112	2.2	0.86	1.892	1.2	1	1.2	1.2	1	1.2	1.2	1	1.2	1.2	1	1.2	9.2	8.804	0.956957

SEMESTER 5

BA(THP)- SEM V PO CO MSA 2020-2021 AB MID SEMESTER ASSESSMENT

PO s	TELVI	PO Attainment	Weighted product	TELVII	PO Attainment	Weighted product	HISVI	PO Attainment	Weighted product	HISVII	PO Attainment	Weighted product	POL		PO Attainment	Weighted product	PO Attainment	Weighted product	Weighted Sum	Weighted Sum	Weighted Average
													VI	VII							
P01	2.2	0.8	1.76	2.8	0.76	2.24	2.6	0.95	2.47	2.4	0.95	2.28	1	0.95	0.95	1	0.95	0.95	12	9.17	0.764
P02	2.8	0.8	2.24	2.8	0.76	2.24	2.8	0.95	2.66	3	0.95	2.85	1	0.95	0.95	1	0.95	0.95	13.4	11.89	0.887
P03	2.8	0.8	2.24	2.8	0.76	2.24	2.2	0.95	2.09	2.2	0.95	2.09	1.28	0.95	1.21	1.28	0.95	1.21	12.56	11.08	0.882
P04	2.6	0.8	2.08	2.6	0.76	2.08	2	0.95	1.9	1.8	0.95	1.71	1	0.95	0.95	1	0.95	0.95	11	9.67	0.879
P05	2.6	0.8	2.08	2.8	0.76	2.24	2.2	0.95	2.09	2.2	0.95	2.09	1	0.95	0.95	1	0.95	0.95	11.8	10.4	0.881
P06	2.6	0.8	2.08	2.4	0.76	1.92	2	0.95	1.9	2	0.95	1.9	1	0.95	0.95	1	0.95	0.95	11	9.7	0.881
P07	2.6	0.8	2.08	2.4	0.76	1.92	2.2	0.95	2.09	2.2	0.95	2.09	1	0.95	0.95	1	0.95	0.95	11.4	10.08	0.884

BA(THP)- SEM IV PO CO CCAA 2020-2021 AB CO-CURRICULAR ASSESSMENT ATTAINMENT

PO s	TEL VI	PO Attainment	Weighted product	TELVII	PO Attainment	Weighted product	HISVI	PO Attainment	Weighted product	HISVII	PO Attainment	Weighted product	POL		PO Attainment	Weighted product	PO Attainment	Weighted product	Weighted Sum	Weighted Sum	Weighted Average
													VI	VII							
P01	2.2	1	2.2	2.8	1	2.8	2.6	0.95	2.47	2.4	0.95	2.28	1	0.95	0.95	1	0.95	0.95	12	11.65	0.97
P02	2.8	1	2.8	2.8	1	2.8	2.8	0.95	2.66	3	0.95	2.85	1	0.95	0.95	1	0.95	0.95	13.4	13.01	0.97
P03	2.8	1	2.8	2.8	1	2.8	2.2	0.95	2.09	2.2	0.95	2.09	1.28	0.95	1.21	1.28	0.95	1.21	12.56	12.2	0.971
P04	2.6	1	2.6	2.6	1	2.6	2	0.95	1.9	1.8	0.95	1.71	1	0.95	0.95	1	0.95	0.95	11	10.71	0.973
P05	2.6	1	2.6	2.8	1	2.8	2.2	0.95	2.09	2.2	0.95	2.09	1	0.95	0.95	1	0.95	0.95	11.8	11.48	0.972
P06	2.6	1	2.6	2.4	1	2.4	2	0.95	1.9	2	0.95	1.9	1	0.95	0.95	1	0.95	0.95	11	10.7	0.972
P07	2.6	1	2.6	2.4	1	2.4	2.2	0.95	2.09	2.2	0.95	2.09	1	0.95	0.95	1	0.95	0.95	11.4	11.08	0.971

BA. (THP) FINAL ASSESSMENT ATTAINMENTS (FA)																					
PO s	TELVI	PO Attainment	Weighted product	TELVII	PO Attainment	Weighted product	HISVI	PO Attainment	Weighted product	HISVII	PO Attainment	Weighted product	POL VI	PO Attainment	Weighted product	POLVII	PO Attainment	Weighted product	Weighted Sum	Weighted Sum	Weighted Average
PO1	2.2	0.8	1.76	2.8	0.95	2.66	2.6	0.95	2.47	2.4	0.95	2.28	1	0.95	0.95	1	0.95	0.95	12	11.07	0.922
PO2	2.8	0.8	2.24	2.8	0.95	2.66	2.8	0.95	2.66	3	0.95	2.85	1	0.95	0.95	1	0.95	0.95	13.4	12.31	0.918
PO3	2.8	0.8	2.24	2.8	0.95	2.66	2.2	0.95	2.09	2.2	0.95	2.09	1.28	0.95	1.21	1.28	0.95	1.21	12.56	11.5	0.915
PO4	2.6	0.8	2.08	2.6	0.95	2.47	2	0.95	1.9	1.8	0.95	1.71	1	0.95	0.95	1	0.95	0.95	11	10.06	0.914
PO5	2.6	0.8	2.08	2.8	0.95	2.66	2.2	0.95	2.09	2.2	0.95	2.09	1	0.95	0.95	1	0.95	0.95	11.8	10.82	0.916
PO6	2.6	0.8	2.08	2.4	0.95	2.28	2	0.95	1.9	2	0.95	1.9	1	0.95	0.95	1	0.95	0.95	11	10.06	0.914
PO7	2.6	0.8	2.08	2.4	0.95	2.28	2.2	0.95	2.09	2.2	0.95	2.09	1	0.95	0.95	1	0.95	0.95	11.4	10.44	0.915

2020-21 BA THP MSN Attainment

Po'S	Sum of weighted product/ weighted sum of Pos sem- 1	Sum of weighted product/ weighted sum of Pos sem-2	Sum of weighted product/ weighted sum of Pos sem-3	Sum of weighted product/ weighted sum of Pos sem-4	Sum of weighted product/w ei ghted sum of Pos sem-5	Average of PO's attained	% of attainment
PO1	0.892	0.8682353	0.86063492	0.98958333	0.764	0.875	87%
PO2	0.89618677	0.8585039	0.85398374	0.9875	0.887	0.897	90%
PO3	0.900571429	0.8833636	0.88909091	0.98839286	0.882	0.909	91%
PO4	0.885201794	0.8820455	0.87680672	0.989	0.879	0.902	90%
PO5	0.8971875	0.8564655	0.85168142	0.98804348	0.881	0.895	89%
PO6	0.884773663	0.8583065	0.86296875	0.99074074	0.881	0.896	90%
PO7	0.881658986	0.8511864	0.84626087	0.98804348	0.884	0.890	89%

2020-21 BA THP CCAA attainment

Po'S	Sum of weighted product/ weighted sum of Pos sem-1	Sum of weighted product/ weighted sum of Pos sem-2	Sum of weighted product/ weighted sum of Pos sem-3	Sum of weighted product/ weighted sum of Pos sem-4	Sum of weighted product/ weighted sum of Pos sem-5	Average of PO's attained	% of attainment
PO1	1	1	1	1	0.97	0.994	99%
PO2	1	1	1	1	0.97	0.994	99%
PO3	1	1	1	1	0.971	0.9942	99%
PO4	1	1	1	1	0.973	0.9946	99%
PO5	1	1	1	1	0.972	0.9944	99%
PO6	1	1	1	1	0.972	0.9944	99%
PO7	1	1	1	1	0.971	0.9942	99%

2020-21 BA THP FA attainment

Po'S	Sum of weighted product/ weighted sum of Pos sem-1	Sum of weighted product/ weighted sum of Pos sem-2	Sum of weighted product/ weighted sum of Pos sem-3	Sum of weighted product/ weighted sum of Pos sem-4	Sum of weighted product/ weighted sum of Pos sem-5	Average of PO's attained	% of attainment
PO1	0.78	0.8423529	0.84642857	0.9625	0.922	0.871	89%
PO2	0.777509728	0.835748	0.84235772	0.955	0.918	0.866	88%
PO3	0.772	0.8585455	0.87872727	0.95821429	0.915	0.876	90%
PO4	0.775336323	0.8560606	0.86226891	0.9604	0.914	0.874	89%
PO5	0.7878125	0.8275862	0.83725664	0.95695652	0.916	0.865	88%
PO6	0.79218107	0.8322581	0.84617188	0.96666667	0.914	0.870	89%
PO7	0.754930876	0.8176271	0.82756522	0.95695652	0.915	0.854	87%

Signature of Head of the Department



PRINCIPAL
 A.S.D. GOVT. DEGREE COLLEGE (W)
 AUTONOMOUS
 KAKINADA

Signature of the Principal

B.Sc CBMB SEM-V MSA(IA) Assessment Attainment

POs	Chem 6D	PO Attainment	Weighed product	Chem 7D	PO Attainment	Weighed product	Micro 6A	PO Attainment	Weighed product	Micro 7A	PO Attainment	Weighed product	Bot 6A	PO Attainment	Weighed product	Bot 7A	PO Attainment	Weighed product	Weighted Sum of Pos	Sum of Weighed product	Sum of Weighed product/ Weighted Sum of POs
PO1	1.5	0.846	1.269	2.5	0.385	0.963	0.8	0.693	0.5544	0.6	0.307	0.1842	2.4	1	2.4	2.6	1	2.6	10.4	7.9706	0.7664
PO2	3.25	0.846	2.75	2.75	0.385	1.059	2	0.693	1.386	2	0.307	0.614	1.8	1	1.8	2.4	1	2.4	14.2	10.009	0.70486
PO3	3.75	0.846	3.173	3.25	0.385	1.251	1.6	0.693	1.1088	1.2	0.307	0.3684	1.8	1	1.8	1.6	1	1.6	13.2	9.3012	0.70464
PO4	0.25	0.846	0.212	1.5	0.385	0.578	3	0.693	2.079	3	0.307	0.921	1.4	1	1.4	1.3	1	1.3	10.45	6.49	0.62105
PO5	2	0.846	1.692	1.5	0.385	0.578	2.5	0.693	1.7325	2.4	0.307	0.7368	1.4	1	1.4	1.6	1	1.6	11.4	7.7393	0.67889
PO6	1.75	0.846	1.481	2	0.385	0.77	1.8	0.693	1.2474	1.6	0.307	0.4912	1.8	1	1.8	1.8	1	1.8	10.75	7.5896	0.70601

B.Sc CBMB SEM-V CCAA Assessment Attainment

POs	Chem 6D	PO Attainment	Weighed product	Chem 7D	PO Attainment	Weighed product	Micro 6A	PO Attainment	Weighed product	Micro 7A	PO Attainment	Weighed product	Bot 6A	PO Attainment	Weighed product	Bot 7A	PO Attainment	Weighed product	Weighted Sum of Pos	Sum of Weighed product	Sum of Weighed product/ Weighted Sum of POs
PO1	1.5	1	1.5	2.5	1	2.5	0.8	0.693	0.5544	0.6	1	0.6	2.4	1	2.4	2.6	1	2.6	10.4	10.1544	0.97638
PO2	3.25	1	3.25	2.75	1	2.75	2	0.693	1.386	2	1	2	1.8	1	1.8	2.4	1	2.4	14.2	13.586	0.95676
PO3	3.75	1	3.75	3.25	1	3.25	1.6	0.693	1.1088	1.2	1	1.2	1.8	1	1.8	1.6	1	1.6	13.2	12.7088	0.96279
PO4	0.25	1	0.25	1.5	1	1.5	3	0.693	2.079	3	1	3	1.4	1	1.4	1.3	1	1.3	10.45	9.529	0.91187
PO5	2	1	2	1.5	1	1.5	2.5	0.693	1.7325	2.4	1	2.4	1.4	1	1.4	1.6	1	1.6	11.4	10.6325	0.93268
PO6	1.75	1	1.75	2	1	2	1.8	0.693	1.2474	1.6	1	1.6	1.8	1	1.8	1.8	1	1.8	10.75	10.1974	0.9486

B.Sc CBMB SEM-V FA Assessment Attainment

POs	Chem 6D	PO Attainment	Weighed product	Chem 7D	PO Attainment	Weighed product	Micro 6A	PO Attainment	Weighed product	Micro 7A	PO Attainment	Weighed product	Bot 6A	PO Attainment	Weighed product	Bot 7A	PO Attainment	Weighed product	Weighted Sum of Pos	Sum of Weighed product	Sum of Weighed product/ Weighted Sum of POs
-----	---------	---------------	-----------------	---------	---------------	-----------------	----------	---------------	-----------------	----------	---------------	-----------------	--------	---------------	-----------------	--------	---------------	-----------------	---------------------	------------------------	---

PO1	1.5	1	1.5	2.5	1	2.5	0.8	0.923	0.7384	0.6	1	0.6	2.4	1	2.4	2.6	1	2.6	10.4	10.3384	0.99408
PO2	3.25	1	3.25	2.75	1	2.75	2	0.923	0.1846	2	1	2	1.8	1	1.8	2.4	1	2.4	14.2	12.3846	0.87215
PO3	3.75	1	3.75	3.25	1	3.25	1.6	0.923	1.4768	1.2	1	1.2	1.8	1	1.8	1.6	1	1.6	13.2	13.0768	0.99067
PO4	0.25	1	0.25	1.5	1	1.5	3	0.923	2.769	3	1	3	1.4	1	1.4	1.3	1	1.3	10.45	10.219	0.97789
PO5	2	1	2	1.5	1	1.5	2.5	0.923	2.3075	2.4	1	2.4	1.4	1	1.4	1.6	1	1.6	11.4	11.2075	0.98311
PO6	1.75	1	1.75	2	1	2	1.8	0.923	1.6614	1.6	1	1.6	1.8	1	1.8	1.8	1	1.8	10.75	10.6114	0.98711

B.Sc CBMB SEM-IV MSA(IA) Assessment Attainment

POs	Chem IV	PO Attainment	Weighed product	Chem V	PO Attainment	Weighed product	Micro IV	PO Attainment	Weighed product	Micro V	PO Attainment	Weighed product	Bot IV	PO Attainment	Weighed product	Bot V	PO Attainment	Weighed product	Weighted Sum of Pos	Sum of Weighed product	Sum of Weighed product/Weighted Sum of POs
PO1	2.5	0.308	0.77	2.25	0.538	1.211	1.4	0.23	0.322	1.8	0.538	0.9684	1.8	1	1.8	1.6	0.92	1.47	11.35	6.5414	0.57633
PO2	2.5	0.308	0.77	2.25	0.538	1.211	2.2	0.23	0.506	2.3	0.538	1.2374	1.3	1	1.3	1.3	0.92	1.19	11.85	6.2144	0.52442
PO3	2.75	0.308	0.847	1.25	0.538	0.673	2	0.23	0.46	18	0.538	0.9684	2	1	2	1.6	0.92	1.47	27.6	6.4184	0.23255
PO4	2.25	0.308	0.693	3	0.538	1.614	2.4	0.23	0.552	2.8	0.538	1.5064	2.8	1	2.8	2.6	0.92	2.39	15.85	9.5554	0.60286
PO5	3	0.308	0.924	2	0.538	1.076	2.2	0.23	0.506	2.6	0.538	1.3988	1.8	1	1.8	2.4	0.92	2.2	14	7.9048	0.56463
PO6	2	0.308	0.616	1.75	0.538	0.942	2.4	0.23	0.552	1.8	0.538	0.9654	2	1	2	2.6	0.92	2.39	12.55	7.4654	0.59485

B.Sc CBMB SEM-IV CCAA Assessment Attainment

POs	Chem IV	PO Attainment	Weighed product	Chem V	PO Attainment	Weighed product	Micro IV	PO Attainment	Weighed product	Micro V	PO Attainment	Weighed product	Bot IV	PO Attainment	Weighed product	Bot V	PO Attainment	Weighed product	Weighted Sum of Pos	Sum of Weighed product	Sum of Weighed product/Weighted Sum of POs
PO1	2.5	1	2.5	2.25	1	2.25	1.4	0.61	0.854	1.8	0.846	1.5228	1.8	1	1.8	1.6	1	1.6	11.35	10.5268	0.92747
PO2	2.5	1	2.5	2.25	1	2.25	2.2	0.61	1.342	2.3	0.846	1.9458	1.3	1	1.3	1.3	1	1.3	11.85	10.6378	0.8977
PO3	2.75	1	2.75	1.25	1	1.25	2	0.61	1.22	18	0.846	1.5228	2	1	2	1.6	1	1.6	27.6	10.3428	0.37474
PO4	2.25	1	2.25	3	1	3	2.4	0.61	1.464	2.8	0.846	2.3688	2.8	1	2.8	2.6	1	2.6	15.85	14.4828	0.91374
PO5	3	1	3	2	1	2	2.2	0.61	1.342	2.6	0.846	2.1996	1.8	1	1.8	2.4	1	2.4	14	12.7416	0.91011
PO6	2	1	2	1.75	1	1.75	2.4	0.61	1.464	1.8	0.846	1.5228	2	1	2	2.6	1	2.6	12.55	11.3368	0.90333

B.Sc CBMB SEM-IV FA Assessment Attainment

POs	Chem IV	PO Attainment	Weighed product	Chem V	PO Attainment	Weighed product	Micro IV	PO Attainment	Weighed product	Micro V	PO Attainment	Weighed product	Bot IV	PO Attainment	Weighed product	Bot V	PO Attainment	Weighed product	Weighted Sum of Pos	Sum of Weighed product	Sum of Weighed product/Weighted Sum of POs
PO1	2.5	0.308	0.77	2.25	1	2.25	1.4	0.769	1.0766	1.8	0.615	1.107	1.8	0.94	1.69	1.6	0.92	1.47	11.35	8.3636	0.73688
PO2	2.5	0.308	0.77	2.25	1	2.25	2.2	0.769	1.6918	2.3	0.615	1.4145	1.3	0.94	1.22	1.3	0.92	1.19	11.85	8.5363	0.72036
PO3	2.75	0.308	0.847	1.25	1	1.25	2	0.769	1.538	18	0.615	1.107	2	0.94	1.88	1.6	0.92	1.47	27.6	8.092	0.29319
PO4	2.25	0.308	0.693	3	1	3	2.4	0.769	1.8456	2.8	0.615	1.722	2.8	0.94	2.63	2.6	0.92	2.39	15.85	12.2806	0.7748
PO5	3	0.308	0.924	2	1	2	2.2	0.769	1.6918	2.6	0.615	1.599	1.8	0.94	1.69	2.4	0.92	2.2	14	10.1048	0.72177
PO6	2	0.308	0.616	1.75	1	1.75	2.4	0.769	1.8456	1.8	0.615	1.107	2	0.94	1.88	2.6	0.92	2.39	12.55	9.5886	0.76403

B.Sc CBMB SEM-III MSA(IA) Assessment Attainment

POs	Chem III	PO Attainment	Weighed product	Micro III	PO Attainment	Weighed product	Bot III	PO Attainment	Weighed product	Eng III	PO Attainment	Weighed product	Tel III	PO Attainment	Weighed product	Hin III	PO Attainment	Weighed product	San III	PO Attainment	Weighed product
PO1	3	0.462	1.386	0.7	0.307	0.2149	2	0.92	1.84	2.6	1	2.6	2.1	1	2.1	2.3	1	2.3	2.4	1	2.4
PO2	2.75	0.462	1.271	2.2	0.307	0.6754	1.3	0.92	1.19	2.1	1	2.1	2.5	1	2.5	2	1	2	2.25	1	2.25
PO3	3	0.462	1.386	2.7	0.307	0.8289	2.2	0.92	2.02	2.3	1	2.3	2.5	1	2.5	2.6	1	2.6	2.4	1	2.4
PO4	2.5	0.462	1.155	3	0.307	0.921	1.8	0.92	1.65	2.3	1	2.3	2.3	1	2.3	2.3	1	2.3	2.5	1	2.5
PO5	3	0.462	1.386	1.7	0.307	0.5219	2	0.92	1.84	2.5	1	2.5	2	1	2	1.6	1	1.6	2.25	1	2.25
PO6	3	0.462	1.386	3	0.307	0.921	2	0.92	1.84	2.3	1	2.3	1.6	1	1.6	2	1	2	2.5	1	2.5

B.Sc CBMB SEM-III CCAA Assessment Attainment

POs	Chem III	PO Attainment	Weighed product	Micro III	PO Attainment	Weighed product	Bot III	PO Attainment	Weighed product	Eng III	PO Attainment	Weighed product	Tel III	PO Attainment	Weighed product	Hin III	PO Attainment	Weighed product	San I	PO Attainment	Weighed product
PO1	3	1	3	0.7	0.53	0.371	2	1	2	2.6	1	2.6	2.1	0.43	0.903	2.3	1	2.3	2.4	1	2.4
PO2	2.75	1	2.75	2.2	0.53	1.166	1.3	1	1.3	2.1	1	2.1	2.5	0.43	1.075	2	1	2	2.25	1	2.25
PO3	3	1	3	2.7	0.53	1.431	2.2	1	2.2	2.3	1	2.3	2.5	0.43	1.075	2.6	1	2.6	2.4	1	2.4
PO4	2.5	1	2.5	3	0.53	1.59	1.8	1	1.8	2.3	1	2.3	2.3	0.43	0.989	2.3	1	2.3	2.5	1	2.5
PO5	3	1	3	1.7	0.53	0.901	2	1	2	2.5	1	2.5	2	0.43	0.86	1.6	1	1.6	2.25	1	2.25
PO6	3	1	3	3	0.53	1.59	2	1	2	2.3	1	2.3	1.6	0.43	0.688	2	1	2	2.5	1	2.5

B.Sc CBMB SEM-III FA Assessment Attainment

POs	Chem III	PO Attainment	Weighed product	Micro III	PO Attainment	Weighed product	Bot III	PO Attainment	Weighed product	Eng III	PO Attainment	Weighed product	Tel III	PO Attainment	Weighed product	Hin III	PO Attainment	Weighed product	San III	PO Attainment	Weighed product
PO1	3	0.538	1.614	0.7	0.53	0.371	2	0.92	1.84	2.6	0.84	2.184	2.1	1	2.1	2.3	1	2.3	2.4	0.8	1.92
PO2	2.75	0.538	1.48	2.2	0.53	1.166	1.3	0.92	1.19	2.1	0.84	1.764	2.5	1	2.5	2	1	2	2.25	0.8	1.8

PO3	3	0.538	1.614	2.7	0.53	1.431	2.2	0.92	2.02	2.3	0.84	1.932	2.5	1	2.5	2.6	1	2.6	2.4	0.8	1.92
PO4	2.5	0.538	1.345	3	0.53	1.59	1.8	0.92	1.65	2.3	0.84	1.932	2.3	1	2.3	2.3	1	2.3	2.5	0.8	2
PO5	3	0.538	1.614	1.7	0.53	0.901	2	0.92	1.84	2.5	0.84	2.1	2	1	2	1.6	1	1.6	2.25	0.8	1.8
PO6	3	0.538	1.614	3	0.53	1.59	2	0.92	1.84	2.3	0.84	1.932	1.6	1	1.6	2	1	2	2.5	0.8	2
B.Sc CBMB SEM-II MSA(IA) Assessment Attainment																					
POs	Chem II	PO Attainm ent	Weighed product	Micro II	PO Attainm ent	Weighed product	Bot II	PO Attainm ent	Weighed product	Eng II	PO Attainm ent	Weighed product	Tel II	PO Attainm ent	Weighed product	Hin II	PO Attainm ent	Weighed product	San II	PO Attainm ent	Weighed product
PO1	2.25	0.857	1.928	0.6	0.4	0.24	1.4	0.85	1.19	2.3	1	2.3	2.1	1	2.1	2.5	1	2.5	2.4	1	2.4
PO2	2.5	0.857	2.143	2	0.4	0.8	1.8	0.85	1.53	2.3	1	2.3	2.5	1	2.5	2.3	1	2.3	2.25	1	2.25
PO3	2	0.857	1.714	1.3	0.4	0.52	1.6	0.85	1.36	2.1	1	2.1	2.5	1	2.5	2.5	1	2.5	2.4	1	2.4
PO4	1.75	0.857	1.5	3	0.4	1.2	2	0.85	1.7	2.1	1	2.1	2.3	1	2.3	2	1	2	2.5	1	2.5
PO5	2.7	0.857	2.314	2.3	0.4	0.92	2	0.85	1.7	2.3	1	2.3	2	1	2	2.3	1	2.3	2.25	1	2.25
PO6	1.75	0.857	1.5	2.3	0.4	0.92	2	0.85	1.7	2.3	1	2.3	1.6	1	1.6	2	1	2	2.5	1	2.5
B.Sc CBMB SEM-II CCAA Assessment Attainment																					
POs	Chem II	PO Attainm ent	Weighed product	Micro II	PO Attainm ent	Weighed product	Bot II	PO Attainm ent	Weighed product	Eng II	PO Attainm ent	Weighed product	Tel II	PO Attainm ent	Weighed product	Hin II	PO Attainm ent	Weighed product	San II	PO Attainm ent	Weighed product
PO1	2.25	1	2.25	0.6	1	0.6	1.4	1	1.4	2.3	1	2.3	2.1	0.85	1.785	2.5	1	2.5	2.4	1	2.4
PO2	2.5	1	2.5	2	1	2	1.8	1	1.8	2.3	1	2.3	2.5	0.85	2.123	2.3	1	2.3	2.25	1	2.25
PO3	2	1	2	1.3	1	1.3	1.6	1	1.6	2.1	1	2.1	2.5	0.85	2.123	2.5	1	2.5	2.4	1	2.4
PO4	1.75	1	1.75	3	1	3	2	1	2	2.1	1	2.1	2.3	0.85	1.955	2	1	2	2.5	1	2.5
PO5	2.7	1	2.7	2.3	1	2.3	2	1	2	2.3	1	2.3	2	0.85	1.7	2.3	1	2.3	2.25	1	2.25
PO6	1.75	1	1.75	2.3	1	2.3	2	1	2	2.3	1	2.3	1.6	0.85	1.36	2	1	2	2.5	1	2.5
B.Sc CBMB SEM-II FA Assessment Attainment																					
POs	Chem II	PO Attainm ent	Weighed product	Micro II	PO Attainm ent	Weighed product	Bot II	PO Attainm ent	Weighed product	Eng II	PO Attainm ent	Weighed product	Tel II	PO Attainm ent	Weighed product	Hin II	PO Attainm ent	Weighed product	San II	PO Attainm ent	Weighed product
PO1	2.25	0.857	1.928	0.6	0.714	0.428	1.4	0.85	1.19	2.3	1	2.3	2.1	0.85	1.785	2.5	1	2.5	2.4	1	2.4
PO2	2.5	0.857	2.143	2	0.714	1.428	1.8	0.85	1.53	2.3	1	2.3	2.5	0.85	2.123	2.3	1	2.3	2.25	1	2.25
PO3	2	0.857	1.714	1.3	0.714	0.928	1.6	0.85	1.36	2.1	1	2.1	2.5	0.85	2.123	2.5	1	2.5	2.4	1	2.4
PO4	1.75	0.857	1.5	3	0.714	2.142	2	0.85	1.7	2.1	1	2.1	2.3	0.85	1.955	2	1	2	2.5	1	2.5
PO5	2.7	0.857	2.314	2.3	0.714	1.642	2	0.85	1.7	2.3	1	2.3	2	0.85	1.7	2.3	1	2.3	2.25	1	2.25
PO6	1.75	0.857	1.5	2.3	0.714	1.642	2	0.85	1.7	2.3	1	2.3	1.6	0.85	1.36	2	1	2	2.5	1	2.5
B.Sc CBMB SEM-I MSA(IA) Assessment Attainment																					
POs	Chem I	PO Attainm ent	Weighed product	Micro I	PO Attainm ent	Weighed product	Bot I	PO Attainm ent	Weighed product	Eng I	PO Attainm ent	Weighed product	Tel I	PO Attainm ent	Weighed product	Hin I	PO Attainm ent	Weighed product	San I	PO Attainm ent	Weighed product
PO1	1.66	0.8	1.328	1.3	0.5	0.65	1.4	1	1.4	2.6	0.92	2.392	2.5	1	2.5	2.6	1	2.6	2.4	1	2.4
PO2	2.33	0.8	1.864	2.3	0.5	1.15	1.8	1	1.8	2.5	0.92	2.3	2	1	2	2.5	1	2.5	2.25	1	2.25
PO3	2.66	0.8	2.128	2	0.5	1	1.6	1	1.6	2.5	0.92	2.3	2.1	1	2.1	2.6	1	2.6	2.4	1	2.4


PO4	0.66	0.8	0.528	2.6	0.5	1.3	2	1	2	2.5	0.92	2.3	2.5	1	2.5	2.6	1	2.6	2.5	1	2.5
PO5	2.66	0.8	2.128	2	0.5	1	2	1	2	2.3	0.92	2.116	2.3	1	2.3	2.3	1	2.3	2.25	1	2.25
PO6	2.66	0.8	2.128	2.3	0.5	1.15	2	1	2	2.6	0.92	2.392	1.6	1	1.6	2.6	1	2.6	2.5	1	2.5

B.Sc CBZ TM SEM-I CCAA Assessment Attainment

POs	Chem I	PO Attainm ent	Weighed product	Micro I	PO Attainm ent	Weighed product	Bot I	PO Attainm ent	Weighed product	Eng I	PO Attainm ent	Weighed product	Tel I	PO Attainm ent	Weighed product	Hin I	PO Attainm ent	Weighed product	San I	PO Attainm ent	Weighed product
PO1	1.66	1	1.66	1.3	1	1.3	1.4	1	1.4	2.6	1	2.6	2.5	0.85	1.785	2.6	1	2.6	2.4	1	2.4
PO2	2.33	1	2.33	2.3	1	2.3	1.8	1	1.8	2.5	1	2.5	2	0.85	2.123	2.5	1	2.5	2.25	1	2.25
PO3	2.66	1	2.66	2	1	2	1.6	1	1.6	2.5	1	2.5	2.1	0.85	2.123	2.6	1	2.6	2.4	1	2.4
PO4	0.66	1	0.66	2.6	1	2.6	2	1	2	2.5	1	2.5	2.5	0.85	1.955	2.6	1	2.6	2.5	1	2.5
PO5	2.66	1	2.66	2	1	2	2	1	2	2.3	1	2.3	2.3	0.85	1.7	2.3	1	2.3	2.25	1	2.25
PO6	2.66	1	2.66	2.3	1	2.3	2	1	2	2.6	1	2.6	1.6	0.85	1.36	2.6	1	2.6	2.5	1	2.5

B.Sc CBMB SEM-I FA Assessment Attainment

POs	Chem I	PO Attainm ent	Weighed product	Micro I	PO Attainm ent	Weighed product	Bot I	PO Attainm ent	Weighed product	Eng I	PO Attainm ent	Weighed product	Tel I	PO Attainm ent	Weighed product	Hin I	PO Attainm ent	Weighed product	San I	PO Attainm ent	Weighed product
PO1	1.66	0.267	0.443	1.3	0.8	1.04	1.4	1	1.4	2.6	0.42	1.092	2.5	0.28	0.7	2.6	1	2.6	2.4	1	2.4
PO2	2.33	0.267	0.622	2.3	0.8	1.84	1.8	1	1.8	2.5	0.42	1.05	2	0.28	0.56	2.5	1	2.5	2.25	1	2.25
PO3	2.66	0.267	0.71	2	0.8	1.6	1.6	1	1.6	2.5	0.42	1.05	2.1	0.28	0.588	2.6	1	2.6	2.4	1	2.4
PO4	0.66	0.267	0.176	2.6	0.8	2.08	2	1	2	2.5	0.42	1.05	2.5	0.28	0.7	2.6	1	2.6	2.5	1	2.5
PO5	2.66	0.267	0.71	2	0.8	1.6	2	1	2	2.3	0.42	0.966	2.3	0.28	0.64	2.3	1	2.3	2.25	1	2.25
PO6	2.66	0.267	0.71	2.3	0.8	1.84	2	1	2	2.6	0.42	1.092	1.6	0.28	0.448	2.6	1	2.6	2.5	1	2.5


 PRINCIPAL
 A.S.D. GOVT. DEGREE COLLEGE (W)
 AUTONOMOUS
 KAKINADA

A.S.D. GOVERNMENT DEGREE COLLEGE (W) (A), KAKINADA
Department of Commerce

Mapping Course Outcomes 2020-21 admitted batch with Programme Outcomes

B.Com computer Application

Fundamentals of Accounting I					
	PO1	PO2	PO3	PO4	PO5
CO1	3	3	3	3	3
CO2	3	3	3	3	3
CO3	3	3	3	3	3
CO4	3	3	3	3	3
CO5	3	3	3	3	3
CO6	3	3	3	3	3
Total/ Average	3	3	3	3	3

BOM					
	PO1	PO2	PO3	PO4	PO5
CO1	3	2	1	3	2
CO2	3	2	2	2	1
CO3	2	3	1	2	3
CO4	3	3	2	2	2
CO5	3	3	2	2	2
CO6	3	3	1	3	2
	2.83	2.67	1.5	2.33	2

Business Environment					
	PO1	PO2	PO3	PO4	PO5
CO1	3	1	2	2	3
CO2	3	2	1	2	1
CO3	3	2	3	2	1
CO4	3	3	2	3	2
CO5	3	3	2	3	2
CO6	3	3	2	2	1
	3	2.33	2	2.33	1.67

Financial Accounting					
	PO1	PO2	PO3	PO4	PO5
CO1	3	1	3	1	2
CO2	3	2	3	2	2
CO3	3	2	3	2	3
CO4	3	2	3	3	2
CO5	3	3	3	2	2
	3	2	3	2	2.2

Business Economics					
	PO1	PO2	PO3	PO4	PO5
CO1	3	1	2	2	3
CO2	3	2	1	2	1
CO3	3	2	1	2	1

C04	3	3	2	3	1
C05	3	1	2	3	2
C06	3	3	2	2	1
	3	2	1.67	2.33	1.5

BTP					
	PO1	PO2	PO3	PO4	PO5
C01	3	1	2	2	3
C02	3	2	2	3	3
C03	2	1	3	1	3
C04	2	2	2	2	3
C05	1	1	2	1	3
C06	1	3	3		3
	2	1.67	2.33	1.8	3

III SEM

Advanced Accounting					
	PO1	PO2	PO3	PO4	PO5
C01	3	2	3		2
C02	3	3	3		1
C03	3	2	2	1	2
C04	3	3	2	3	2
C05	3	3	3	3	2
	3	2.6	2.6	2.33	1.8

Business Statistics					
	PO1	PO2	PO3	PO4	PO5
C01	3	2	3	1	2
C02	3	1	3	2	2
C03	3	2	3	2	2
C04	2	2	2	2	2
C05	3	3	3	2	2
C06	3	3	3	1	3
	2.83	2.17	2.83	1.67	2.17

MARKETING					
	PO1	PO2	PO3	PO4	PO5
C01	3	2	3		3
C02	3	2	3	1	2
C03	3	2	2	3	1
C04	3	1	3	2	2
C05	3	3	2	3	2
C06	2	3	2	2	2
C07	3	3	3	2	1
	2.86	2.29	2.57	2.17	1.86

Corporate Accounting					
	PO1	PO2	PO3	PO4	PO5
C01	3	2	3	1	2
C02	3	2	3	2	2

CO3	3	2	3	1	2
CO4	2	1	3	2	2
CO5	3		3	1	1
CO6	3	3	3	2	1
	2.83	2	3	1.5	1.67

Cost & management Accounting

	PO1	PO2	PO3	PO4	PO5
CO1	3	2	3	1	2
CO2	3	2	3	2	2
CO3	3	2	3	1	2
CO4	2	1	3	2	2
CO5	3		3	1	1
CO6	3	3	3	2	1
	2.83	2	3	1.5	1.67

BL

	PO1	PO2	PO3	PO4	PO5
CO1	3	1	2	1	1
CO2	2	1	2	2	3
CO3	2	3	3	2	2
CO4	2	3	3	3	3
CO5	3	3	2	2	3
	2.4	2.2	2.4	2	2.4

IT

	PO1	PO2	PO3	PO4	PO5
CO1	3	2	3	3	3
CO2	2	2	3	2	2
CO3	3	2	3	3	3
CO4	3	3	3	2	3
CO5	2	2	3		3
	2.6	2.2	3	2.5	2.8

AUDITNG

	PO1	PO2	PO3	PO4	PO5
CO1	3	2	2	1	2
CO2	2	3	3	1	2
CO3	2	2	3	1	1
CO4	3	1	3	1	2
CO5	3	2	3	2	3
CO6	2	3	3	2	2
	2.5	2.17	2.83	1.33	2

GST

	PO1	PO2	PO3	PO4	PO5
--	-----	-----	-----	-----	-----

CO1	3	3	3	3	2
CO2	2	2	3	2	2
CO3	3	1	3	1	3
CO4	3	3	3	2	1
CO5	2	2	3	3	3
	2.6	2.2	3	2.2	2.2

Management Accounting & Practice					
CO/PO	PO1	PO2	PO3	PO4	PO5
CO1	3	3	3	3	3
CO2	3	2	3	3	3
CO3	2	1	3	1	2
CO4	3	3	3	2	1
CO5	2		3	3	1
Total/AVG	2.75	2.25	3	2.33	2.25

Cost Control Techniques					
CO/PO	PO1	PO2	PO3	PO4	PO5
CO1	3	2	3	1	2
CO2	3	3	3	3	3
CO3	3		3	1	2
CO4	3			2	
Total/AVG	3	2.5	3	1.67	2.33

General Insurance Procedure & Practice					
CO/PO	PO1	PO2	PO3	PO4	PO5
CO1	2	2	3	1	1
CO2	3	3	3	3	
CO3	3	3	3		3
CO4	3	1		3	3
CO5		2	1	1	1
Total/AVG	2.75	2.2	2.5	2	2

Life Insurance with Practice					
CO/PO	PO1	PO2	PO3	PO4	PO5
CO1	3	2	3	3	2
CO2	2	1	3	1	2
CO3		3	3	1	2
CO4	3	2	2		2
Total/AVG	2.67	2	2.75	1.67	2

Service Marketing					
CO/PO	PO1	PO2	PO3	PO4	PO5
CO1	3	2	2	3	2
CO2	2		2	3	3
CO3	2	1	2	2	2
CO4	1	2	1	3	1
CO5	2	1	2	2	3
Total/AVG	2	1.5	1.8	2.6	2.2

Digital Marketing					
CO/PO	PO1	PO2	PO3	PO4	PO5
CO1	3	2	1	3	2
CO2	3	2		3	3
CO3	3	1	1	2	2
CO4	3	2	2	3	1
Total/AVG	3	1.75	1.33	2.75	2

I SEMESTER

Course	No. of Students attended	No. of Students attained	Attainment				
			DA	IA	FA	CO_DA	CO_IA
FA	26	25	25	21	0.96	0.96	0.81
BOM	26	25	25	25	0.96	1.00	1.00
IT	26	15	26	23	0.57	1	0.88
TEL	18	18	18	17	1	1	0.94
SAN	7	7	7	6	1	1	1
HIN	1	1	1	0	1	1	0
ENG	25	24	25	24	0.96	1	0.96

II SEMESTER

Course	No. of Students attended	No. of Students attained	Attainment				
			DA	IA	FA	CO_DA	CO_IA
FA	24	24	24	24	1.0	1.00	1.00
BE	24	24	24	22	0.9	0.89	0.81
E COM	24	21	23	24	0.87	0.95	1
TEL	17	16	17	16	0.94	1	0.94
SAN	6	6	6	6	1	1	1
HIN	1	1	1	1	1	1	1
ENG	24	24	24	24	1	1	1

III SEMESTER

Course	No. of Students attended	No. of Students attained	Attainment				
			DA	IA	FA	CO_DA	CO_IA
AA	24	24	24	23	1.00	1.00	0.96

BS	24	24	24	23	1.00	1.00	0.96
Prog w. C	23	20	23	23	0.86	1	1
TEL	16	16	16	16	1.00	1.00	1.00
SAN	6	6	6	6	1	1	1
HIN	1	1	1	1	1	1	1
ENG	27	27	27	27	1.00	1.00	1.00

IV SEMESTER

Course	No. of Students attended	No. of Students attained			Attainment		
		DA	IA	FA	CO_DA	CO_IA	CO_FA
CA	23	23	23	23	1.00	1.00	1.00
CMA	23	23	23	23	1.00	1.00	1.00
BL	23	23	23	23	1.00	1.00	1.00
IT	23	23	23	23	1.00	1.00	1.00
DBMS	23	19	22	23	0.82	0.95	1
OAT	23	22	23	22	0.95	1	0.95

V SEMESTER

Course	No. of Students attended	No. of Students attained			Attainment		
		DA	IA	FA	CO_DA	CO_IA	CO_FA
MAP	23	23	23	23	1	1	1
CCT	23	23	23	23	1	1	1
LIP	23	23	23	23	1	1	1
GIP	23	23	23	23	1	1	1
BDA	23	23	23	23	1	1	1
DS	23	23	23	23	1	1	1

I SEM Direct Assessment

FA			BOM			IT			ENG			TEL			SAN			HIN					
1	2	3	4	5	6	7	8	9	10	11	12	13	14	15	16	17	18	19	20	21	22.00	23	24
3	1	3	2.83	1	2.83	2.6	0.57	1.482	1.8	0.96	1.73	2.25	1	2.25	1.75	1	1.75	2.5	1	2.50	16.73	15.54	0.93
3	0.96	2.88	2.67	1	2.67	2	0.57	1.14	2.3	0.96	2.21	2.5	1	2.50	2.25	1	2.25	2.8	1	2.80	17.52	16.45	0.94
3	0.96	2.88	1.5	1	1.50	2.2	0.57	1.254	2.1	0.96	2.02	1.75	1	1.75	1.75	1	1.75	2.6	1	2.60	14.90	13.75	0.92
3	0.96	2.88	2.33	1	2.33	2	0.57	1.14	2.5	0.96	2.40	2	1	2.00	2.00	1	2.00	2.5	1	2.50	16.33	15.25	0.93
3	0.96	2.88	2	1	2.00	2.8	0.57	1.596	2.5	0.96	2.40	2	1	2.00	1.60	1	1.60	2.6	1	2.60	16.50	15.08	0.91

I SEM Indirect Assessment

ACCI			BOM			IT			ENG			TEL			SAN			HIN					
1	2	3	4	5	6	7	8	9.00	10	11	12	13	14	15	16	17	18	19	20	21	28.00	29	30
3	1	3	2.83	1	2.83	2.6	1	2.6	1.8	1	1.80	2.25	1	2.25	1.75	1	1.75	2.5	1	2.50	16.73	16.73	1.00
3	1	3	2.67	1	2.67	2	1	2	2.3	1	2.30	2.5	1	2.50	2.25	1	2.25	2.8	1	2.80	17.52	17.52	1.00
3	1	3	1.5	1	1.50	2.2	1	2.2	2.1	1	2.10	1.75	1	1.75	1.75	1	1.75	2.6	1	2.60	14.90	14.90	1.00
3	1	3	2.33	1	2.33	2	1	2	2.5	1	2.50	2	1	2.00	2.00	1	2.00	2.5	1	2.50	16.33	16.33	1.00
3	1	3	2	1	2.00	2.8	1	2.8	2.5	1	2.50	2	1	2.00	1.60	1	1.60	2.6	1	2.60	16.50	16.50	1.00

I SEM Final Assessment

ACCI			BOM			IT			ENG			TEL			SAN			HIN					
1	2	3	4	5	6	7	8	9.00	10	11	12	13	14	15	16	17	18	19	20	21	28.00	29	30
3	0.86	2.58	2.83	1	2.83	2.6	0.88	2.288	1.8	0.96	1.73	2.25	0.94	2.12	1.75	1	1.75	2.5	1	2.50	16.73	15.79	0.94
3	0.86	2.58	2.67	1	2.67	2	0.88	1.76	2.3	0.96	2.21	2.5	0.94	2.35	2.25	1	2.25	2.8	1	2.80	17.52	16.62	0.95
3	0.86	2.58	1.5	1	1.50	2.2	0.88	1.936	2.1	0.96	2.02	1.75	0.94	1.65	1.75	1	1.75	2.6	1	2.60	14.90	14.03	0.94
3	0.86	2.58	2.33	1	2.33	2	0.88	1.76	2.5	0.96	2.40	2	0.94	1.88	2.00	1	2.00	2.5	1	2.50	16.33	15.45	0.95
3	0.86	2.58	2	1	2.00	2.8	0.88	2.464	2.5	0.96	2.40	2	0.94	1.88	1.60	1	1.60	2.6	1	2.60	16.50	15.52	0.94

II SEMESTER Direct Assessment

ACC II			BE II			E COM			ENG			TEL			SAN			HIN			ICT			CSS 1			Attainment		
1	2	3.0	4	5	6	7	8	9.0	10	11	12	13	14	15	16	17	18.0	19	20	21	22	23	24	25	26	27	28.0	29.0	30
3	1	3.0	2.83	0.90	2.55	2.8	0.87	2.44	2.3	1	2.3	2	0.94	1.9	1.75	1	1.8	2.5	1	2.5			0			0	17.2	16.4	0.96
3	1	3.0	2.67	0.90	2.40	2	0.87	1.74	2.1	1	2.1	2.5	0.94	2.4	2.25	1	2.3	2.3	1	2.3			0			0	16.8	16.1	0.96
3	1	3.0	1.5	0.90	1.35	2.6	0.87	2.26	2.3	1	2.3	1.75	0.94	1.6	1.75	1	1.8	2.3	1	2.3			0			0	15.2	14.6	0.96
3	1	3.0	2.33	0.90	2.10	2	0.87	1.74	1.83	1	1.83	2.5	0.94	2.4	2	1	2.0	2.5	1	2.5			0			0	16.2	15.5	0.96
3	1	3.0	2	0.90	1.80	2.6	0.87	2.26	2.1	1	2.1	2.25	0.94	2.1	1.6	1	1.6	2.3	1	2.3			0			0	15.9	15.2	0.96

II SEMESTER Indirect Assessment

1	2	3.0	4	5	6	7	8	9.0	10	11	12	13	14	15.0	16	17	18.0	19	20	21	22	23	24	25	26	27	28.0	29.0	30
3	1	3.0	2.83	0.81	2.29	2.8	1	2.8	2.3	1	2.3	2	0.94	1.9	1.75	1	1.8	2.5	1	2.5			0			0	17.2	16.5	0.96
3	1	3.0	2.67	0.81	2.16	2	1	2	2.1	1	2.1	2.5	0.94	2.4	2.25	1	2.3	2.3	1	2.3			0			0	16.8	16.2	0.96
3	1	3.0	1.5	0.81	1.22	2.6	1	2.6	2.3	1	2.3	1.75	0.94	1.6	1.75	1	1.8	2.3	1	2.3			0			0	15.2	14.8	0.97
3	1	3.0	2.33	0.81	1.89	2	1	2	1.83	1	1.83	2.5	0.94	2.4	2	1	2.0	2.5	1	2.5			0			0	16.2	15.6	0.96
3	1	3.0	2	0.81	1.62	2.6	1	2.6	2.1	1	2.1	2.25	0.94	2.1	1.6	1	1.6	2.3	1	2.3			0			0	15.9	15.3	0.97

II SEMESTER Final Assessment

1	2	3.0	4	5	6	7	8	9.0	10	11	12	13	14	15.0	16	17	18.0	19	20	21	22	23	24	25	26	27	28.0	29.0	30
3	1	3.0	2.83	0.89	2.52	2.8	0.95	2.66	2.3	1	2.3	2	1	2.0	1.75	1	1.8	2.5	1	2.5	3	1	3	3	1	3	23.2	22.7	0.98
3	1	3.0	2.67	0.89	2.38	2	0.95	1.9	2.1	1	2.1	2.5	1	2.5	2.25	1	2.3	2.3	1	2.3	3	1	3	3	1	3	22.8	22.4	0.98
3	1	3.0	1.5	0.89	1.34	2.6	0.95	2.47	2.3	1	2.3	1.75	1	1.8	1.75	1	1.8	2.3	1	2.3	3	1	3	3	1	3	21.2	20.9	0.99
3	1	3.0	2.33	0.89	2.07	2	0.95	1.9	1.83	1	1.83	2.5	1	2.5	2	1	2.0	2.5	1	2.5	3	1	3	3	1	3	22.2	21.8	0.98
3	1	3.0	2	0.89	1.78	2.6	0.95	2.47	2.1	1	2.1	2.25	1	2.3	1.6	1	1.6	2.3	1	2.3	3	1	3	3	1	3	21.9	21.5	0.98

III SEMESTER Direct Assessment

Corporate Accountng			Business Statistics			OAT			ENG			TEL			SAN			HIN					
1	2	3	4	5	6	7	8	9	10	11	12	13	14	15	16	17	18	19	20	21	28	29	30
3	0.93	2.79	2.83	1	2.83	2.4	0.86	2.06	2.5	1	2.50	2.25	1	2.25	1.75	1	1.75	2.5	1	2.5	17.23	16.68	0.97
2.6	0.93	2.42	2.17	1	2.17	2.6	0.86	2.24	2.6	1	2.60	2.5	1	2.50	2.25	1	2.25	1.6	1	1.6	16.32	15.77	0.97
2.6	0.93	2.42	2.83	1	2.83	2.4	0.86	2.06	2.5	1	2.50	2	1	2.00	1.75	1	1.75	2	1	2	16.08	15.56	0.97
2	0.93	1.86	1.67	1	1.67	1.8	0.86	1.55	2.3	1	2.30	2.5	1	2.50	2	1	2	2.3	1	2.3	14.57	14.18	0.97
1.8	0.93	1.67	2.17	1	2.17	2	0.86	1.72	2.6	1	2.60	2.25	1	2.25	1.6	1	1.6	2.2	1	2.2	14.62	14.21	0.97

III SEMESTER Indirect Assessment

1	2	3	4	5	6	7	8	9	10	11	12	13	14	15	16	17	18	19	20	21	28	29	30
3	0.93	2.79	2.83	1	2.83	2.4	1	2.4	2.5	1	2.50	2.25	1	2.25	1.75	1	1.75	2.5	1	2.5	17.23	15.27	0.89
2.6	0.93	2.42	2.17	1	2.17	2.6	1	2.6	2.6	1	2.60	2.5	1	2.50	2.25	1	2.25	1.6	1	1.6	16.32	13.89	0.85
2.6	0.93	2.42	2.83	1	2.83	2.4	1	2.4	2.5	1	2.50	2	1	2.00	1.75	1	1.75	2	1	2	16.08	14.15	0.88
2	0.93	1.86	1.67	1	1.67	1.8	1	1.8	2.3	1	2.30	2.5	1	2.50	2	1	2	2.3	1	2.3	14.57	12.43	0.85
1.8	0.93	1.67	2.17	1	2.17	2	1	2	2.6	1	2.60	2.25	1	2.25	1.6	1	1.6	2.2	1	2.2	14.62	12.89	0.88

III SEMESTER Final Assessmrnt

1	2	3	4	5	6	7	8	9	10	11	12	13	14	15	16	17	18	19	20	21	28	29	30
3	0.96	2.88	2.83	0.96	2.72	2.4	1	2.4	2.5	1	2.50	2.25	1	2.25	1.75	1	1.75	2.5	1	2.5	17.23	17.00	0.99
2.6	0.96	2.496	2.17	0.96	2.08	2.6	1	2.6	2.6	1	2.60	2.5	1	2.50	2.25	1	2.25	1.6	1	1.6	16.32	16.13	0.99
2.6	0.96	2.496	2.83	0.96	2.72	2.4	1	2.4	2.5	1	2.50	2	1	2.00	1.75	1	1.75	2	1	2	16.08	15.86	0.99
2	0.96	1.92	1.67	0.96	1.60	1.8	1	1.8	2.3	1	2.30	2.5	1	2.50	2	1	2	2.3	1	2.3	14.57	14.42	0.99
1.8	0.96	1.728	2.17	0.96	2.08	2	1	2	2.6	1	2.60	2.25	1	2.25	1.6	1	1.6	2.2	1	2.2	14.62	14.46	0.99

IV SEMESTER Direct Assessment

CA			BL			DBMS			CMA			IT			OOP			18.00	Attainment		
1	2	3	4	5	6	7	8	9	10	11	12	13	14	15	16	17	18.00	22	23	24	
2.83	1	2.83	2.4	1	2.40	2.2	0.82	1.804	2.83	1	2.83	2.6	1	2.6	2.4	0.95	2.28	15.26	14.74	0.97	
2	1	2	2.2	1	2.20	1.8	0.82	1.476	2	1	2	2.2	1	2.2	1.8	0.95	1.71	12	11.59	0.97	
3	1	3	2.4	1	2.40	1.8	0.82	1.476	3	1	3	3	1	3	2	0.95	1.9	15.2	14.78	0.97	
1.5	1	1.5	2	1	2.00	1.6	0.82	1.312	1.5	1	1.5	2.5	1	2.5	2	0.95	1.9	11.1	10.71	0.97	
1.67	1	1.67	2.4	1	2.40	1.6	0.82	1.312	1.67	1	1.67	2.8	1	2.8	2	0.95	1.9	12.14	11.75	0.97	

IV SEMESTER Indirect Assessment

1	2	3	4	5	6	7	8	9	10	11	12	13	14	15	16	17	18.00	22	23	24
2.83	1	2.83	2.4	1	2.40	2.2	0.95	2.09	2.83	1	2.83	2.6	1	2.6	2.4	1	2.4	15.26	15.15	0.99
2	1	2	2.2	1	2.20	1.8	0.95	1.71	2	1	2	2.2	1	2.2	1.8	1	1.8	12	11.91	0.99
3	1	3	2.4	1	2.40	1.8	0.95	1.71	3	1	3	3	1	3	2	1	2	15.2	15.11	0.99
1.5	1	1.5	2	1	2.00	1.6	0.95	1.52	1.5	1	1.5	2.5	1	2.5	2	1	2	11.1	11.02	0.99
1.67	1	1.67	2.4	1	2.40	1.6	0.95	1.52	1.67	1	1.67	2.8	1	2.8	2	1	2	12.14	12.06	0.99

IV SEMESTER Final Assessment

1	2	3	4	5	6	7	8	9	10	11	12	13	14	15	16	17	18.00	22	23	24
2.83	0.69	1.9527	2.4	1	2.40	2.2	1	2.2	2.83	1	2.83	3	1	3	2.4	0.95	2.28	15.66	14.66	0.94
2	0.69	1.38	2.2	1	2.20	1.8	1	1.8	2	1	2	3	1	3	1.8	0.95	1.71	12.8	12.09	0.94
3	0.69	2.07	2.4	1	2.40	1.8	1	1.8	3	1	3	3	1	3	2	0.95	1.9	15.2	14.17	0.93
1.5	0.69	1.035	2	1	2.00	1.6	1	1.6	1.5	1	1.5	3	1	3	2	0.95	1.9	11.6	11.04	0.95
1.67	0.69	1.1523	2.4	1	2.40	1.6	1	1.6	1.67	1	1.67	3	1	3	2	0.95	1.9	12.34	11.72	0.95

V SEMESTER Direct Assessment

MAP	CCT			LIP			GIP			BDA			DS			Weighted sum of		Att		
1	2	3	4	5	6	7	8	9	10	11	12	13	14	15	16	17	18	19	20	21
2.75	1	2.75	3	1	3	2.67	1	2.67	2.75	1	2.75	2	1	2	3	1	3	16.17	16.17	1
2.25	1	2.25	2.5	1	2.5	2	1	2	2.2	1	2.2	1.5	1	1.5	1.75	1	1.75	12.2	12.2	1
3	1	3	3	1	3	2.75	1	2.75	2.5	1	2.5	1.8	1	1.8	1.33	1	1.33	14.38	14.38	1
2.33	1	2.33	1.67	1	1.67	1.67	1	1.67	2	1	2	2.6	1	2.6	2.75	1	2.75	13.02	13.02	1
2.25	1	2.25	2.33	1	2.33	2	1	2	2	1	2	2.2	1	2.2	2	1	2	12.78	12.78	1

V SEMESTER Indirect Assessment

1	2	3	4	5	6	7	8	9	10	11	12	13	14	15	16	17	18	19	20	21
2.75	1	2.75	3	1	3	2.67	1	2.67	2.75	1	2.75	2	1	2	3	1	3	16.17	16.17	1
2.25	1	2.25	2.5	1	2.5	2	1	2	2.2	1	2.2	1.5	1	1.5	1.75	1	1.75	12.2	12.2	1
3	1	3	3	1	3	2.75	1	2.75	2.5	1	2.5	1.8	1	1.8	1.33	1	1.33	14.38	14.38	1
2.33	1	2.33	1.67	1	1.67	1.67	1	1.67	2	1	2	2.6	1	2.6	2.75	1	2.75	13.02	13.02	1
2.25	1	2.25	2.33	1	2.33	2	1	2	2	1	2	2.2	1	2.2	2	1	2	12.78	12.78	1

V SEMESTER - Fina Assessment

1	2	3	4	5	6	7	8	9	10	11	12	13	14	15	16	17	18	19	20	21
2.75	1	2.75	3	1	3	2.67	1	2.67	2.75	1	2.75	2	1	2	3	1	3	16.17	16.17	1
2.25	1	2.25	2.5	1	2.5	2	1	2	2.2	1	2.2	1.5	1	1.5	1.75	1	1.75	12.2	12.2	1
3	1	3	3	1	3	2.75	1	2.75	2.5	1	2.5	1.8	1	1.8	1.33	1	1.33	14.38	14.38	1
2.33	1	2.33	1.67	1	1.67	1.67	1	1.67	2	1	2	2.6	1	2.6	2.75	1	2.75	13.02	13.02	1
2.25	1	2.25	2.33	1	2.33	2	1	2	2	1	2	2.2	1	2.2	2	1	2	12.78	12.78	1


 Signature of the Principal
 PRINCIPAL
 A.S.D. GOVT. DEGREE COLLEGE (W)
 AUTONOMOUS
 KAKINADA

SEMESTER-III

FISH NUTRITION & FEED TECHNOLOGY

CO1: Students can understand the nutritional requirements of cultivable fish.

CO2: Create the knowledge in feed preparation and feeding habits.

CO3: Students are able to evaluate fish feed manufacture and storage.

CO4: Students analyze the estimation of protein content in aquaculture feeds.

S.No	Regd No	Name of the student	Signature of the Student
1.	2136001	Gedala Yamini	G. Yamini
2.	2136002	Mohammed Rizwana	Hd. Rizwana
3.	2136003	Mortha Angel Suguna	M. Angel Suguna
4.	2136004	Mosali Estheru Rani	M. Estheru Rani
5.	2136005	Adigarla Satyaveni	A. Satyaveni
6.	2136006	Akula Bhavya Veera Deepika	A. B. V. Deepika
7.	2136007	Bandi Vinodini	B. Vinodini
8.	2136008	Beera Usha Vani	B. Ushavani
9.	2136009	Chodipilli Indraja	B. Usha Vani
10.	2136010	Dangeti .Deepika	D. Deepika
11.	2136011	Elipe Madhusree	Elipe. madhusree
12.	2136012	Gudaparthi Durga Bhavani	G. Durga Bhavani
13.	2136013	Gurrapu Ramya	G. Ramya
14.	2136014	Jeeredy Durga Bhavani	J. Durga Bhavani
15.	2136015	Kakadi Rishitha	K. Rishitha
16.	2136016	Kunche Mercy Rani	K. Mercy Rani
17.	2136017	Lalam Nagalaxmi	L. Nagalaxmi
18.	2136018	Lanke Venkata Keerthi	L. Venkata Keerthi
19.	2136019	Madiki Reshmadevi	M. Reshma Devi
20.	2136021	Masa Nandini	M. Reshmadevi
21.	2136022	Mummidi Chakra Devi	M. Chakra Devi
22.	2136023	Narala Sravani Sandhya	N. Sravani Sandhya
23.	2136024	Pandru Syamalatha	P. Syamalatha
24.	2136025	Polinati Divya Jyothika	P. Divya Jyothika
25.	2136026	Ponugupati Teja Sree	P. Teja Sree
26.	2136027	Surla Seethadevi	S. Seethadevi

M. S. S. S.

SEMESTER-IV_PAPER-IV

FRESH WATER & BRACKISH WATER AQUACULTURE

CO1: Students can understand the present status of freshwater aquaculture and their role in world economy and food production.

CO2: Create knowledge in life history stages of freshwater fish and prawn.

CO3: Students gain analytical and technical knowledge of prawn hatchery technology and brackish water species.

CO4: They evaluate the carp and prawn culture and composite fish culture systems.

S.No	Regd No	Name of the student	Signature of the Student
1.	2136001	Gedala Yamini	G. Yamini
2.	2136002	Mohammed Rizwana	Md. Rizwana
3.	2136003	Mortha Angel Suguna	M. Angel Suguna
4.	2136004	Mosali Estheru Rani	M. Estheru Rani.
5.	2136005	Adigarla Satyaveni	A. Satyaveni
6.	2136006	Akula Bhavya Veera Deepika	A.B.V Deepika
7.	2136007	Bandi Vinodini	B. Vinodini
8.	2136008	Beera Usha Vani	B. Usha Vani
9.	2136009	Chodipilli Indrāja	Ch. Indrāja
10.	2136011	Elipe Madhusree	E. Madhusree
11.	2136012	Gudaparthi Durga Bhavani	G. Durga Bhavani
12.	2136013	Gurrapu Ramya	G. Ramya
13.	2136014	Jeeredy Durga Bhavani	J. Durga Bhavani
14.	2136015	Kakadi Rishitha	K. Rishitha
15.	2136016	Kunche Mercy Rani	K. Mercy Rani
16.	2136017	Lalam Nagalaxmi	L. Nagalaxmi
17.	2136018	Lanke Venkata Keerthi	L. Venkata Keerthi
18.	2136019	Madiki Reshmadevi	M. Reshma Devi
19.	2136021	Masa Nandini	M. nandini
20.	2136022	Mummidi Chakra Devi	M. chakra Devi
21.	2136023	Narala Sravani Sandhya	N. Sravani sandhya
22.	2136024	Pandru Syamalatha	P. Syamalatha
23.	2136025	Polinati Divya Jyothika	P. Divya jyothika
24.	2136026	Ponugupati Teja Sree	P. Teja Sree
25.	2136027	Surla Seethadevi	S. Seethadevi

MW 200000

SEMESTER-IV PAPER-V

FISH HEALTH MANGEMENT & FISHERIES ECONOMICS

CO1: To understand the diseases of fin fish

CO2 To understand the diseases of shell fish.

CO3 To understand the fish health management strategies.

CO4 To understand the different fisheries economic policies.

CO5: To understand the various schemes for the welfare of fishermen community

S.No	Regd No	Name of the student	Signature of the Student
1.	2136001	Gedala Yamini	G. Yamini
2.	2136002	Mohammed Rizwana	Md. Rizwana
3.	2136003	Mortha Angel Suguna	Mortha Angel Suguna
4.	2136004	Mosali Estheru Rani	M. Estheru Rani
5.	2136005	Adigarla Satyaveni	A. Satyaveni
6.	2136006	Akula Bhavya Veera Deepika	A. B. V. Deepika
7.	2136007	Bandi Vinodini	B. Vinodini
8.	2136008	Beera Usha Vani	B. Usha Vani
9.	2136009	Chodipilli Indrāja	Ch. Indrāja
10.	2136011	Elipe Madhusree	E. Madhusree
11.	2136012	Gudaparthi Durga Bhavani	Gudaparthi Durga Bhavani
12.	2136013	Gurrapu Ramya	Gurrapu Ramya
13.	2136014	Jeeredy Durga Bhavani	J. Durga Bhavani
14.	2136015	Kakadi Rishitha	K. Rishitha
15.	2136016	Kunche Mercy Rani	K. Mercy Rani
16.	2136017	Lalam Nagalaxmi	Lalam Nagalaxmi
17.	2136018	Lanke Venkata Keerthi	L. Venkata Keerthi
18.	2136019	Madiki Reshmadevi	M. Reshmadevi
19.	2136021	Masa Nandini	M. Nandini
20.	2136022	Mummidi Chakra Devi	M. Chakra Devi
21.	2136023	Narala Sravani Sandhya	N. Sravani Sandhya
22.	2136024	Pandru Syamalatha	P. Syamalatha
23.	2136025	Polinati Divya Jyothika	P. Divya Jyothika
24.	2136026	Ponugupati Teja Sree	P. Teja Sree
25.	2136027	Surla Seethadevi	S. Seethadevi

M. Subbarao

A.S.D. GOVERNMENT DEGREE COLLEGE (W) (A), KAKINADA
Department of Commerce

Mapping Course Outcomes 2020-21 admitted batch with Programme Outcomes

B.Com General

Fundamentals of Accounting I					
	PO1	PO2	PO3	PO4	PO5
CO1	3	3	3	3	3
CO2	3	3	3	3	3
CO3	3	3	3	3	3
CO4	3	3	3	3	3
CO5	3	3	3	3	3
CO6	3	3	3	3	3
Total/ Average	3	3	3	3	3

BOM					
CO1	3	2	1	3	2
CO2	3	2	2	2	1
CO3	2	3	1	2	3
CO4	3	3	2	2	2
CO5	3	3	2	2	2
CO6	3	3	1	3	2
	2.83	2.67	1.5	2.33	2

Business Environment					
	PO1	PO2	PO3	PO4	PO5
CO1	3	1	2	2	3
CO2	3	2	1	2	1
CO3	3	2	3	2	1
CO4	3	3	2	3	2
CO5	3	3	2	3	2
CO6	3	3	2	2	1
	3	2.33	2	2.33	1.67

Financial Accounting					
	PO1	PO2	PO3	PO4	PO5
CO1	3	1	3	1	2
CO2	3	2	3	2	2
CO3	3	2	3	2	3
CO4	3	2	3	3	2
CO5	3	3	3	2	2
	3	2	3	2	2.2

Business Economics					
	PO1	PO2	PO3	PO4	PO5
CO1	3	1	2	2	3

CO2	3	2	1	2	1
CO3	3	2	1	2	1
CO4	3	3	2	3	1
CO5	3	1	2	3	2
CO6	3	3	2	2	1
	3	2	1.67	2.33	1.5

BTP					
	PO1	PO2	PO3	PO4	PO5
CO1	3	1	2	2	3
CO2	3	2	2	3	3
CO3	2	1	3	1	3
CO4	2	2	2	2	3
CO5	1	1	2	1	3
CO6	1	3	3		3
	2	1.67	2.33	1.8	3

Advanced Accounting					
	PO1	PO2	PO3	PO4	PO5
CO1	3	2	3		2
CO2	3	3	3		1
CO3	3	2	2	1	2
CO4	3	3	2	3	2
CO5	3	3	3	3	2
	3	2.6	2.6	2.33	1.8

Business Statistics					
	PO1	PO2	PO3	PO4	PO5
CO1	3	2	3	1	2
CO2	3	1	3	2	2
CO3	3	2	3	2	2
CO4	2	2	2	2	2
CO5	3	3	3	2	2
CO6	3	3	3	1	3
	2.83	2.17	2.83	1.67	2.17

MARKETING					
	PO1	PO2	PO3	PO4	PO5
CO1	3	2	3		3
CO2	3	2	3	1	2
CO3	3	2	2	3	1
CO4	3	1	3	2	2
CO5	3	3	2	3	2
CO6	2	3	2	2	2
CO7	3	3	3	2	1
	2.86	2.29	2.57	2.17	1.86

Corporate Accounting					
	PO1	PO2	PO3	PO4	PO5
CO1	3	2	3	1	2
CO2	3	2	3	2	2
CO3	3	2	3	1	2
CO4	2	1	3	2	2
CO5	3		3	1	1
CO6	3	3	3	2	1
	2.83	2	3	1.5	1.67

Cost & management Accounting					
	PO1	PO2	PO3	PO4	PO5
CO1	3	2	3	1	2
CO2	3	2	3	2	2
CO3	3	2	3	1	2
CO4	2	1	3	2	2
CO5	3		3	1	1
CO6	3	3	3	2	1
	2.83	2	3	1.5	1.67

BL					
	PO1	PO2	PO3	PO4	PO5
CO1	3	1	2	1	1
CO2	2	1	2	2	3
CO3	2	3	3	2	2
CO4	2	3	3	3	3
CO5	3	3	2	2	3
	2.4	2.2	2.4	2	2.4

IT					
	PO1	PO2	PO3	PO4	PO5
CO1	3	2	3	3	3
CO2	2	2	3	2	2
CO3	3	2	3	3	3
CO4	3	3	3	2	3
CO5	2	2	3		3
	2.6	2.2	3	2.5	2.8

AUDITNG					
	PO1	PO2	PO3	PO4	PO5
CO1	3	2	2	1	2
CO2	2	3	3	1	2
CO3	2	2	3	1	1
CO4	3	1	3	1	2

CO5	3	2	3	2	3
CO6	2	3	3	2	2
	2.5	2.17	2.83	1.33	2

GST					
	PO1	PO2	PO3	PO4	PO5
CO1	3	3	3	3	2
CO2	2	2	3	2	2
CO3	3	1	3	1	3
CO4	3	3	3	2	1
CO5	2	2	3	3	3
	2.6	2.2	3	2.2	2.2

Management Accounting & Practice					
CO/PO	PO1	PO2	PO3	PO4	PO5
CO1	3	3	3	3	3
CO2	3	2	3	3	3
CO3	2	1	3	1	2
CO4	3	3	3	2	1
CO5	2		3	3	1
Total/AVG	2.75	2.25	3	2.33	2.25

Cost Control Techniques					
CO/PO	PO1	PO2	PO3	PO4	PO5
CO1	3	2	3	1	2
CO2	3	3	3	3	3
CO3	3		3	1	2
CO4	3			2	
Total/AVG	3	2.5	3	1.67	2.33

General Insurance Procedure & Practice					
CO/PO	PO1	PO2	PO3	PO4	PO5
CO1	2	2	3	1	1
CO2	3	3	3	3	
CO3	3	3	3		3
CO4	3	1		3	3
CO5		2	1	1	1
Total/AVG	2.75	2.2	2.5	2	2

		DA	IA	FA	CO_DA	CO_IA	CO_FA
FA	103	97	97	86	0.94	0.94	0.83
BE	103	97	97	87	0.94	0.94	0.84
BTP	103	97	97	93	0.94	0.94	0.90
TEL	64	59	66	60	0.89	1.00	0.87
SAN	30	29	30	25	0.97	1.00	0.83
HIN	5	5	5	4	1.00	1.00	0.80
ENG	99	98	99	88	0.98	1.00	0.86

III SEM

Course	No. of Students attended	No. of Students attained	Attainment				
			DA	IA	FA	CO_DA	CO_IA
AA	103	98	100	96	0.95	1.0	0.96
BS	103	98	100	96	0.95	1.0	0.96
MRK	103	98	98	98	0.95	1	1
TEL	74	72	74	74	1.0	1.0	1
SAN	30	28	30	25	0.93	1	0.83
HIN	5	5	5	5	1.00	1	1.00
ENG	100	95	100	83	0.95	1.0	0.83

IV SEM

Course	No. of Students attended	No. of Students attained	Attainment				
			DA	IA	FA	CO_DA	CO_IA
CA	96	89	96	71	0.93	1.00	0.74
CMA	96	91	96	88	0.95	1.00	0.92
BL	96	91	96	88	0.95	1.00	0.92
IT	96	91	96	90	0.95	1.00	0.94
AUD	96	96	96	90	1.00	1.00	0.94
GST	96	96	96	90	1.00	1.00	0.94

V SEM

Course	No. of Students attended	No. of Students attained	Attainment				
			DA	IA	FA	CO_DA	CO_IA
MAP	93	87	93	93	0.94	1	1
CCT	93	89	93	93	0.96	1	1
LIP	93	76	93	93	0.82	1	1
GIP	93	80	93	93	0.86	1	1
SM	93	73	89	93	0.78	0.96	1
DM	93	72	87	93	0.77	0.94	1

Semester Wise Attainment

I SEM Direct Assessment

FA			BOM			BE			ENG			TEL			SAN			HIN			Attainment		
1	2	3	4	5	6	7	8	9.00	10	11	12	13	14	15	16	17	18	19	20	21	22	22	23
3	0.98	2.94	2.83	0.98	2.77	3	1	3.00	1.8	0.94	1.69	2.25	0.79	1.78	1.75	0.76	1.33	2.5	1	2.50	17.13	16.01	0.93
3	0.98	2.94	2.67	0.98	2.62	2.33	1	2.33	2.3	0.94	2.16	2.5	0.79	1.98	2.25	0.76	1.71	2.8	1	2.80	17.85	16.53	0.93
3	0.98	2.94	1.5	0.98	1.47	2.17	1	2.17	2.1	0.94	1.97	1.75	0.79	1.38	1.75	0.76	1.33	2.6	1	2.60	14.87	13.87	0.93
3	0.98	2.94	2.33	0.98	2.28	2.6	1	2.60	2.5	0.94	2.35	2	0.79	1.58	2.00	0.76	1.52	2.5	1	2.50	16.93	15.77	0.93
3	0.98	2.94	2	0.98	1.96	2.4	1	2.40	2.5	0.94	2.35	2	0.79	1.58	1.60	0.76	1.22	2.6	1	2.60	16.10	15.05	0.93

I SEM Indirect Assessment

1	2	3	4	5	6	7	8	9.00	10	11	12	13	14	15	16	17	18	19	20	21	22	23	24
3	1	3	2.83	1	2.83	3	1	3.00	1.8	1	1.80	2.25	1	2.25	1.75	1	1.75	2.5	1	2.50	17.13	15.38	0.90
3	1	3	2.67	1	2.67	2.33	1	2.33	2.3	1	2.30	2.5	1	2.50	2.25	1	2.25	2.8	1	2.80	17.85	15.60	0.87
3	1	3	1.5	1	1.50	2.17	1	2.17	2.1	1	2.10	1.75	1	1.75	1.75	1	1.75	2.6	1	2.60	14.87	13.12	0.88
3	1	3	2.33	1	2.33	2.6	1	2.60	2.5	1	2.50	2	1	2.00	2.00	1	2.00	2.5	1	2.50	16.93	14.93	0.88
3	1	3	2	1	2.00	2.4	1	2.40	2.5	1	2.50	2	1	2.00	1.60	1	1.60	2.6	1	2.60	16.10	14.50	0.90

I SEMESTER Final Assessment

1	2	3	4	5	6	7	8	9.00	10	11	12	13	14	15	16	17	18	19	20	21	28	29	30
3	0.66	1.98	2.83	1	2.83	3	0.75	2.25	1.8	0.74	1.33	2.25	0.78	1.76	1.75	0.88	1.54	2.5	0.67	1.68	17.13	13.36	0.78
3	0.66	1.98	2.67	1	2.67	2.33	0.75	1.75	2.3	0.74	1.70	2.5	0.78	1.95	2.25	0.88	1.98	2.8	0.67	1.88	17.85	13.91	0.78
3	0.66	1.98	1.5	1	1.50	2.17	0.75	1.63	2.1	0.74	1.55	1.75	0.78	1.37	1.75	0.88	1.54	2.6	0.67	1.74	14.87	11.31	0.76
3	0.66	1.98	2.33	1	2.33	2.6	0.75	1.95	2.5	0.74	1.85	2	0.78	1.56	2.00	0.88	1.76	2.5	0.67	1.68	16.93	13.11	0.77
3	0.66	1.98	2	1	2.00	2.4	0.75	1.80	2.5	0.74	1.85	2	0.78	1.56	1.60	0.88	1.41	2.6	0.67	1.74	16.10	12.34	0.77

II semester Direct Assessment

FA	BE			BTP			ENG			TEL			SAN			HI	IC	CS	Attainment										
1	2	3	4	5	6	7	8	9.0	10	11	12	13	14	15.0	16	17	18	19	20	21	22	23	24	25	26	27	28	29	30
3	1	3	3	1	3	2	1	2.0	2.3	0.98	2.25	2	0.89	1.8	1.75	0.97	1.7	2.5	1	2.5	0	0	0	0	0	0	16.6	16.2	0.98
3	1	3	2	1	2	1.67	1	1.7	2.1	0.98	2.06	2.5	0.89	2.2	2.25	0.97	2.2	2.3	1	2.3	0	0	0	0	0	0	15.8	15.4	0.98
3	1	3	1.67	1	1.67	2.33	1	2.3	2.3	0.98	2.25	1.75	0.89	1.6	1.75	0.97	1.7	2.3	1	2.3	0	0	0	0	0	0	15.1	14.8	0.98
2	1	2	2.33	1	2.33	1.8	1	1.8	1.83	0.98	1.79	2.5	0.89	2.2	2	0.97	1.9	2.5	1	2.5	0	0	0	0	0	0	15	14.6	0.98
2.2	1	2.2	1.5	1	1.50	3	1	3.0	2.1	0.98	2.06	2.25	0.89	2.0	1.6	0.97	1.6	2.3	1	2.3	0	0	0	0	0	0	15	14.6	0.98

II SEMESTER Indirect Assessment

1	2	3	4	5	6	7	8	9	10	11	12	13	14	15	16	17	18	19	20	21	22	23	24	25	26	27	28	29	30
3	1	3.0	3	1	3.00	3	1	3.0	2.3	1	2.3	2	1	2.0	1.75	1	1.8	2.5	1	2.5	0	0	0	0	0	0	17.6	17.6	1.00
3	1	3.0	2	1	2.00	2.33	1	2.3	2.1	1	2.1	2.5	1	2.5	2.25	1	2.3	2.3	1	2.3	0	0	0	0	0	0	16.5	16.5	1.00
3	1	3.0	1.67	1	1.67	2	1	2.0	2.3	1	2.3	1.75	1	1.8	1.75	1	1.8	2.3	1	2.3	0	0	0	0	0	0	14.8	14.8	1.00
3	1	3.0	2.33	1	2.33	2.33	1	2.3	1.83	1	1.83	2.5	1	2.5	2	1	2.0	2.5	1	2.5	0	0	0	0	0	0	16.5	16.5	1.00
3	1	3.0	1.5	1	1.50	1.67	1	1.7	2.1	1	2.1	2.25	1	2.3	1.6	1	1.6	2.3	1	2.3	0	0	0	0	0	0	14.4	14.4	1.00

II SEMESTER Final Assessment

1	2	3	4	5	6	7	8	9	10	11	12	13	14	15	16	17	18	19	20	21	22	23	24	25	26	27	28	29	30
3	0.89	2.7	2.83	0.90	2.55	3	0.96	2.9	2.3	0.86	1.98	2	0.87	1.7	1.75	0.93	1.6	2.5	0.8	2	3	1	3	3	1	3	23.4	21.4	0.92
3	0.89	2.7	2.67	0.90	2.40	2.33	0.96	2.2	2.1	0.86	1.81	2.5	0.87	2.2	2.25	0.93	2.1	2.3	0.8	1.84	3	1	3	3	1	3	23.2	21.2	0.92
3	0.89	2.7	1.5	0.90	1.35	2.17	0.96	2.1	2.3	0.86	1.98	1.75	0.87	1.5	1.75	0.93	1.6	2.3	0.8	1.84	3	1	3	3	1	3	20.8	19.1	0.92
3	0.89	2.7	2.33	0.90	2.10	2.6	0.96	2.5	1.83	0.86	1.57	2.5	0.87	2.2	2	0.93	1.9	2.5	0.8	2	3	1	3	3	1	3	22.8	20.9	0.92
3	0.89	2.7	2	0.90	1.80	2.4	0.96	2.3	2.1	0.86	1.81	2.25	0.87	2.0	1.6	0.93	1.5	2.3	0.8	1.84	3	1	3	3	1	3	21.7	19.9	0.92

III DEMESTER Direct Assessment

Advanced Accounting			Business Statistics			Marketing			ENG			TEL			SAN			HIN			Weighted sum		
1	2	3	4	5	6	7	8	9	10	11	12	13	14	15	16	17	18	19	20	21	28	29	30
3	0.98	2.9	2.83	0.98	2.77	2.86	0.98	2.80	2.5	0.95	2.38	2.25	1	2.25	1.75	0.93	1.63	2.5	1	2.5	17.69	17.27	0.98
2.6	0.98	2.5	2.17	0.98	2.13	2.29	0.98	2.24	2.6	0.95	2.47	2.5	1	2.50	2.25	0.93	2.09	1.6	1	1.6	16.01	15.58	0.97
2.6	0.98	2.5	2.83	0.98	2.77	2.57	0.98	2.52	2.5	0.95	2.38	2	1	2.00	1.75	0.93	1.63	2	1	2	16.25	15.84	0.97
2	0.98	2.0	1.67	0.98	1.64	2.17	0.98	2.13	2.3	0.95	2.19	2.5	1	2.50	2	0.93	1.86	2.3	1	2.3	14.94	14.57	0.98
1.8	0.98	1.8	2.17	0.98	2.13	1.86	0.98	1.82	2.6	0.95	2.47	2.25	1	2.25	1.6	0.93	1.49	2.2	1	2.2	14.48	14.12	0.98

III SEMESTER Indirect Assessment

1	2	3	4	5	6	7	8	9	10	11	12	13	14	15	16	17	18	19	20	21	28	29	30
3	1	3	2.83	1	2.83	2.86	1	2.86	2.5	1	2.50	2.25	1	2.25	1.75	1	1.75	2.5	1	2.5	17.69	17.69	1.00
2.6	1	2.6	2.67	1	2.67	2.29	1	2.29	2.6	1	2.60	2.5	1	2.50	2.25	1	2.25	1.6	1	1.6	16.51	16.51	1.00
2.6	1	2.6	1.5	1	1.50	2.57	1	2.57	2.5	1	2.50	2	1	2.00	1.75	1	1.75	2	1	2	14.92	14.92	1.00
2	1	2	2.33	1	2.33	2.17	1	2.17	2.3	1	2.30	2.5	1	2.50	2	1	2	2.3	1	2.3	15.6	15.60	1.00
1.8	1	1.8	2	1	2.00	1.86	1	1.86	2.6	1	2.60	2.25	1	2.25	1.6	1	1.6	2.2	1	2.2	14.31	14.31	1.00

III SEMESTER Final Assessment

1	2	3	4	5	6	7	8	9	10	11	12	13	14	15	16	17	18	19	20	21	22	23	24
3	0.96	2.88	2.83	0.96	2.72	2.86	1	2.86	2.5	0.83	2.08	2.25	1	2.25	1.75	0.83	1.45	2.5	1	2.5	17.69	16.73	0.95
2.6	0.96	2.496	2.17	0.96	2.08	2.29	1	2.29	2.6	0.83	2.16	2.5	1	2.50	2.25	0.83	1.87	1.6	1	1.6	16.01	14.99	0.94
2.6	0.96	2.496	2.83	0.96	2.72	2.57	1	2.57	2.5	0.83	2.08	2	1	2.00	1.75	0.83	1.45	2	1	2	16.25	15.31	0.94
2	0.96	1.92	1.67	0.96	1.60	2.17	1	2.17	2.3	0.83	1.91	2.5	1	2.50	2	0.83	1.66	2.3	1	2.3	14.94	14.06	0.94
1.8	0.96	1.728	2.17	0.96	2.08	1.86	1	1.86	2.6	0.83	2.16	2.25	1	2.25	1.6	0.83	1.33	2.2	1	2.2	14.48	13.61	0.94

IV SEMESTER Direct Assessment

CA			BL			IT			CMA			AUD			GST			Attainment		
1	2	3	4	5	6	7	8	9	10	11	12	13	14	15	16	17	18.00	22	23	24
2.83	0.98	2.77	2.4	1	2.40	2.6	1	2.6	2.83	0.95	2.69	2.5	1	2.5	2.6	1	2.60	15.76	15.56	0.99
2	0.98	1.96	2.2	1	2.20	2.2	1	2.2	2	0.95	1.90	2.17	1	2.17	2.2	1	2.20	12.77	12.63	0.99
3	0.98	2.94	2.4	1	2.40	3	1	3	3	0.95	2.85	2.83	1	2.83	3	1	3.00	17.23	17.02	0.99
1.5	0.98	1.47	2	1	2.00	2.5	1	2.5	1.5	0.95	1.43	1.33	1	1.33	2.2	1	2.20	11.03	10.93	0.99
1.67	0.98	1.64	2.4	1	2.40	2.8	1	2.8	1.67	0.95	1.59	2	1	2	2.2	1	2.20	12.74	12.62	0.99

IV SEMESTER Indirect Assessment

1	2	3	4	5	6	7	8	9	10	11	12	13	14	15	16	17	18.00	22	23	24
2.83	1	2.83	2.4	1	2.40	2	1	2	2.83	1	2.83	2.5	1	2.5	2.6	1	2.60	15.16	15.16	1.00
2	1	2	2.2	1	2.20	1.67	1	1.67	2	1	2	2.17	1	2.17	2.2	1	2.20	12.24	12.24	1.00
3	1	3	2.4	1	2.40	2.33	1	2.33	3	1	3	2.83	1	2.83	3	1	3.00	16.56	16.56	1.00
1.5	1	1.5	2	1	2.00	1.8	1	1.8	1.5	1	1.5	1.33	1	1.33	2.2	1	2.20	10.33	10.33	1.00
1.67	1	1.67	2.4	1	2.40	3	1	3	1.67	1	1.67	2	1	2	2.2	1	2.20	12.94	12.94	1.00

IV SEMESTER Final Assessment

1	2	3	4	5	6	7	8	9	10	11	12	13	14	15	16	17	18.00	22	23	24
2.83	0.77	2.18	2.4	1	2.40	2	1	2	2.83	0.92	2.60	2.5	0.94	2.35	2.6	0.94	2.44	15.16	13.98	0.92
2	0.77	1.54	2.2	1	2.20	1.67	1	1.67	2	0.92	1.84	2.17	0.94	2.04	2.2	0.94	2.07	12.24	11.36	0.93
3	0.77	2.31	2.4	1	2.40	2.33	1	2.33	3	0.92	2.76	2.83	0.94	2.66	3	0.94	2.82	16.56	15.28	0.92
1.5	0.77	1.155	2	1	2.00	1.8	1	1.8	1.5	0.92	1.38	1.33	0.94	1.25	2.2	0.94	2.07	10.33	9.65	0.93
1.67	0.77	1.2859	2.4	1	2.40	3	1	3	1.67	0.92	1.54	2	0.94	1.88	2.2	0.94	2.07	12.94	12.17	0.94

V SEMESTER Direct Assessment

MAP			CCT			LIP			GIP			SM			DM			Weighted sum of		Att
1	2	3	4	5	6	7	8	9	10	11	12	13	14	15	16	17	18	19	20	21
2.75	0.94	2.59	3	0.96	2.88	2.67	0.82	2.19	2.75	0.86	2.37	2	0.78	1.56	3	0.77	2.31	16.17	13.89	0.86
2.25	0.94	2.12	2.5	0.96	2.4	2	0.82	1.64	2.2	0.86	1.89	1.5	0.78	1.17	1.75	0.77	1.35	12.2	10.56	0.87
3	0.94	2.82	3	0.96	2.88	2.75	0.82	2.26	2.5	0.86	2.15	1.8	0.78	1.4	1.33	0.77	1.02	14.38	12.53	0.87
2.33	0.94	2.19	1.67	0.96	1.6	1.67	0.82	1.37	2	0.86	1.72	2.6	0.78	2.03	2.75	0.77	2.12	13.02	11.03	0.85
2.25	0.94	2.12	2.33	0.96	2.24	2	0.82	1.64	2	0.86	1.72	2.2	0.78	1.72	2	0.77	1.54	12.78	10.97	0.86

V SEMESTER Indirect Assessment

1	2	3	4	5	6	7	8	9	10	11	12	13	14	15	16	17	18	19	20	21
2.75	1	2.75	3	1	3	2.67	1	2.67	2.75	1	2.75	2	1	2	3	1	3	16.17	16.17	1
2.25	1	2.25	2.5	1	2.5	2	1	2	2.2	1	2.2	1.5	1	1.5	1.75	1	1.75	12.2	12.2	1
3	1	3	3	1	3	2.75	1	2.75	2.5	1	2.5	1.8	1	1.8	1.33	1	1.33	14.38	14.38	1
2.33	1	2.33	1.67	1	1.67	1.67	1	1.67	2	1	2	2.6	1	2.6	2.75	1	2.75	13.02	13.02	1
2.25	1	2.25	2.33	1	2.33	2	1	2	2	1	2	2.2	1	2.2	2	1	2	12.78	12.78	1

V SEMESTER Final Assessment

1	2	3	4	5	6	7	8	9	10	11	12	13	14	15	16	17	18	19	20	21
2.75	1	2.75	3	1	3	2.67	1	2.67	2.75	1	2.75	2	0.96	1.92	3	0.94	2.82	16.17	15.91	0.98
2.25	1	2.25	2.5	1	2.5	2	1	2	2.2	1	2.2	1.5	0.96	1.44	1.75	0.94	1.65	12.2	12.04	0.99
3	1	3	3	1	3	2.75	1	2.75	2.5	1	2.5	1.8	0.96	1.73	1.33	0.94	1.25	14.38	14.23	0.99
2.33	1	2.33	1.67	1	1.67	1.67	1	1.67	2	1	2	2.6	0.96	2.5	2.75	0.94	2.59	13.02	12.75	0.98
2.25	1	2.25	2.33	1	2.33	2	1	2	2	1	2	2.2	0.96	2.11	2	0.94	1.88	12.78	12.57	0.98

2020-2021 Admitted Batch B.Com General Programme Attainment

SEM 1				SEM II				SEM III				SEM IV				SEM V				SEM VI				Final attainment
0.93	0.90	0.78	0.87	0.98	1.00	0.92	0.97	0.98	1.00	0.95	0.97	1.00	1.00	0.92	0.97	0.86	1	0.98	0.95	1.00	1.00	1.00	1.00	0.96
0.93	0.87	0.78	0.86	0.98	1.00	0.92	0.96	0.97	1.00	0.94	0.97	1.00	1.00	0.93	0.98	0.87	1	0.99	0.95	1.00	1.00	1.00	1.00	0.95
0.93	0.88	0.76	0.86	0.98	1.00	0.92	0.97	0.97	1.00	0.94	0.97	1.00	1.00	0.92	0.97	0.87	1	0.99	0.95	1.00	1.00	1.00	1.00	0.95
0.93	0.88	0.77	0.86	0.98	1.00	0.92	0.96	0.98	1.00	0.94	0.97	1.00	1.00	0.93	0.98	0.85	1	0.98	0.94	1.00	1.00	1.00	1.00	0.95
0.93	0.90	0.77	0.87	0.98	1.00	0.92	0.96	0.98	1.00	0.94	0.97	1.00	1.00	0.94	0.98	0.86	1	0.98	0.95	1.00	1.00	1.00	1.00	0.96

V. Ananta Lakshmi

Signature of the Principal

PRINCIPAL
A.S.D.GOV.T.DEGREE COLLEGE (W)
AUTONOMOUS
KAKINADA

A.S.D. GOVERNMENT DEGREE COLLEGE (W) (A), KAKINADA
Department of Commerce

Mapping Course Outcomes 2020-21 admitted batch with Programme Outcomes

B.Com General

Fundamentals of Accounting I					
	PO1	PO2	PO3	PO4	PO5
CO1	3	3	3	3	3
CO2	3	3	3	3	3
CO3	3	3	3	3	3
CO4	3	3	3	3	3
CO5	3	3	3	3	3
CO6	3	3	3	3	3
Total/ Average	3	3	3	3	3

BOM					
CO1	3	2	1	3	2
CO2	3	2	2	2	1
CO3	2	3	1	2	3
CO4	3	3	2	2	2
CO5	3	3	2	2	2
CO6	3	3	1	3	2
	2.83	2.67	1.5	2.33	2

Business Environment					
	PO1	PO2	PO3	PO4	PO5
CO1	3	1	2	2	3
CO2	3	2	1	2	1
CO3	3	2	3	2	1
CO4	3	3	2	3	2
CO5	3	3	2	3	2
CO6	3	3	2	2	1
	3	2.33	2	2.33	1.67

Financial Accounting					
	PO1	PO2	PO3	PO4	PO5
CO1	3	1	3	1	2
CO2	3	2	3	2	2
CO3	3	2	3	2	3
CO4	3	2	3	3	2
CO5	3	3	3	2	2
	3	2	3	2	2.2

Business Economics					
	PO1	PO2	PO3	PO4	PO5
CO1	3	1	2	2	3

CO2	3	2	1	2	1
CO3	3	2	1	2	1
CO4	3	3	2	3	1
CO5	3	1	2	3	2
CO6	3	3	2	2	1
	3	2	1.67	2.33	1.5

BTP					
	PO1	PO2	PO3	PO4	PO5
CO1	3	1	2	2	3
CO2	3	2	2	3	3
CO3	2	1	3	1	3
CO4	2	2	2	2	3
CO5	1	1	2	1	3
CO6	1	3	3		3
	2	1.67	2.33	1.8	3

Advanced Accounting					
	PO1	PO2	PO3	PO4	PO5
CO1	3	2	3		2
CO2	3	3	3		1
CO3	3	2	2	1	2
CO4	3	3	2	3	2
CO5	3	3	3	3	2
	3	2.6	2.6	2.33	1.8

Business Statistics					
	PO1	PO2	PO3	PO4	PO5
CO1	3	2	3	1	2
CO2	3	1	3	2	2
CO3	3	2	3	2	2
CO4	2	2	2	2	2
CO5	3	3	3	2	2
CO6	3	3	3	1	3
	2.83	2.17	2.83	1.67	2.17

MARKETING					
	PO1	PO2	PO3	PO4	PO5
CO1	3	2	3		3
CO2	3	2	3	1	2
CO3	3	2	2	3	1
CO4	3	1	3	2	2
CO5	3	3	2	3	2
CO6	2	3	2	2	2
CO7	3	3	3	2	1
	2.86	2.29	2.57	2.17	1.86

Corporate Accounting					
	PO1	PO2	PO3	PO4	PO5
CO1	3	2	3	1	2
CO2	3	2	3	2	2
CO3	3	2	3	1	2
CO4	2	1	3	2	2
CO5	3		3	1	1
CO6	3	3	3	2	1
	2.83	2	3	1.5	1.67

Cost & management Accounting					
	PO1	PO2	PO3	PO4	PO5
CO1	3	2	3	1	2
CO2	3	2	3	2	2
CO3	3	2	3	1	2
CO4	2	1	3	2	2
CO5	3		3	1	1
CO6	3	3	3	2	1
	2.83	2	3	1.5	1.67

BL					
	PO1	PO2	PO3	PO4	PO5
CO1	3	1	2	1	1
CO2	2	1	2	2	3
CO3	2	3	3	2	2
CO4	2	3	3	3	3
CO5	3	3	2	2	3
	2.4	2.2	2.4	2	2.4

IT					
	PO1	PO2	PO3	PO4	PO5
CO1	3	2	3	3	3
CO2	2	2	3	2	2
CO3	3	2	3	3	3
CO4	3	3	3	2	3
CO5	2	2	3		3
	2.6	2.2	3	2.5	2.8

AUDITNG					
	PO1	PO2	PO3	PO4	PO5
CO1	3	2	2	1	2
CO2	2	3	3	1	2
CO3	2	2	3	1	1
CO4	3	1	3	1	2

CO5	3	2	3	2	3
CO6	2	3	3	2	2
	2.5	2.17	2.83	1.33	2

GST					
	PO1	PO2	PO3	PO4	PO5
CO1	3	3	3	3	2
CO2	2	2	3	2	2
CO3	3	1	3	1	3
CO4	3	3	3	2	1
CO5	2	2	3	3	3
	2.6	2.2	3	2.2	2.2

Management Accounting & Practice					
CO/PO	PO1	PO2	PO3	PO4	PO5
CO1	3	3	3	3	3
CO2	3	2	3	3	3
CO3	2	1	3	1	2
CO4	3	3	3	2	1
CO5	2		3	3	1
Total/AVG	2.75	2.25	3	2.33	2.25

Cost Control Techniques					
CO/PO	PO1	PO2	PO3	PO4	PO5
CO1	3	2	3	1	2
CO2	3	3	3	3	3
CO3	3		3	1	2
CO4	3			2	
Total/AVG	3	2.5	3	1.67	2.33

General Insurance Procedure & Practice					
CO/PO	PO1	PO2	PO3	PO4	PO5
CO1	2	2	3	1	1
CO2	3	3	3	3	
CO3	3	3	3		3
CO4	3	1		3	3
CO5		2	1	1	1
Total/AVG	2.75	2.2	2.5	2	2

Life Insurance with Practice					
CO/PO	PO1	PO2	PO3	PO4	PO5
CO1	3	2	3	3	2
CO2	2	1	3	1	2
CO3		3	3	1	2
CO4	3	2	2		2
Total/AVG	2.67	2	2.75	1.67	2

Service Marketing					
CO/PO	PO1	PO2	PO3	PO4	PO5
CO1	3	2	2	3	2
CO2	2		2	3	3
CO3	2	1	2	2	2
CO4	1	2	1	3	1
CO5	2	1	2	2	3
Total/AVG	2	1.5	1.8	2.6	2.2

Digital Markeing					
CO/PO	PO1	PO2	PO3	PO4	PO5
CO1	3	2	1	3	2
CO2	3	2		3	3
CO3	3	1	1	2	2
CO4	3	2	2	3	1
Total/AVG	3	1.75	1.33	2.75	2

I SEM

Course	No. of Students attended	No. of Students attained	Attainment				
			DA	IA	FA	CO_DA	CO_IA
FA	104	102	104	69	0.98	1	0.66
BOM	104	102	104	104	0.98	1	1.00
BE	104	102	104	78	1	1	0.75
TEL	71	64	71	48	0.79	1	0.78
SAN	34	26	34	30	0.76	1.00	0.88
HIN	5	5	5	3	1	1	0.67
ENG	103	97	103	77	0.94	1	0.74

II SEM

Course	No. of Students attended	No. of Students attained			Attainment		
--------	--------------------------	--------------------------	--	--	------------	--	--

		DA	IA	FA	CO_DA	CO_IA	CO_FA
FA	103	97	97	86	0.94	0.94	0.83
BE	103	97	97	87	0.94	0.94	0.84
BTP	103	97	97	93	0.94	0.94	0.90
TEL	64	59	66	60	0.89	1.00	0.87
SAN	30	29	30	25	0.97	1.00	0.83
HIN	5	5	5	4	1.00	1.00	0.80
ENG	99	98	99	88	0.98	1.00	0.86

III SEM

Course	No. of Students attended	No. of Students attained	Attainment				
			DA	IA	FA	CO_DA	CO_IA
AA	103	98	100	96	0.95	1.0	0.96
BS	103	98	100	96	0.95	1.0	0.96
MRK	103	98	98	98	0.95	1	1
TEL	74	72	74	74	1.0	1.0	1
SAN	30	28	30	25	0.93	1	0.83
HIN	5	5	5	5	1.00	1	1.00
ENG	100	95	100	83	0.95	1.0	0.83

IV SEM

Course	No. of Students attended	No. of Students attained	Attainment				
			DA	IA	FA	CO_DA	CO_IA
CA	96	89	96	71	0.93	1.00	0.74
CMA	96	91	96	88	0.95	1.00	0.92
BL	96	91	96	88	0.95	1.00	0.92
IT	96	91	96	90	0.95	1.00	0.94
AUD	96	96	96	90	1.00	1.00	0.94
GST	96	96	96	90	1.00	1.00	0.94

V SEM

Course	No. of Students attended	No. of Students attained	Attainment				
			DA	IA	FA	CO_DA	CO_IA
MAP	93	87	93	93	0.94	1	1
CCT	93	89	93	93	0.96	1	1
LIP	93	76	93	93	0.82	1	1
GIP	93	80	93	93	0.86	1	1
SM	93	73	89	93	0.78	0.96	1
DM	93	72	87	93	0.77	0.94	1

Semester Wise Attainment

I SEM Direct Assessment

FA			BOM			BE			ENG			TEL			SAN			HIN			Attainment		
1	2	3	4	5	6	7	8	9.00	10	11	12	13	14	15	16	17	18	19	20	21	22	22	23
3	0.98	2.94	2.83	0.98	2.77	3	1	3.00	1.8	0.94	1.69	2.25	0.79	1.78	1.75	0.76	1.33	2.5	1	2.50	17.13	16.01	0.93
3	0.98	2.94	2.67	0.98	2.62	2.33	1	2.33	2.3	0.94	2.16	2.5	0.79	1.98	2.25	0.76	1.71	2.8	1	2.80	17.85	16.53	0.93
3	0.98	2.94	1.5	0.98	1.47	2.17	1	2.17	2.1	0.94	1.97	1.75	0.79	1.38	1.75	0.76	1.33	2.6	1	2.60	14.87	13.87	0.93
3	0.98	2.94	2.33	0.98	2.28	2.6	1	2.60	2.5	0.94	2.35	2	0.79	1.58	2.00	0.76	1.52	2.5	1	2.50	16.93	15.77	0.93
3	0.98	2.94	2	0.98	1.96	2.4	1	2.40	2.5	0.94	2.35	2	0.79	1.58	1.60	0.76	1.22	2.6	1	2.60	16.10	15.05	0.93

I SEM Indirect Assessment

1	2	3	4	5	6	7	8	9.00	10	11	12	13	14	15	16	17	18	19	20	21	22	23	24
3	1	3	2.83	1	2.83	3	1	3.00	1.8	1	1.80	2.25	1	2.25	1.75	1	1.75	2.5	1	2.50	17.13	15.38	0.90
3	1	3	2.67	1	2.67	2.33	1	2.33	2.3	1	2.30	2.5	1	2.50	2.25	1	2.25	2.8	1	2.80	17.85	15.60	0.87
3	1	3	1.5	1	1.50	2.17	1	2.17	2.1	1	2.10	1.75	1	1.75	1.75	1	1.75	2.6	1	2.60	14.87	13.12	0.88
3	1	3	2.33	1	2.33	2.6	1	2.60	2.5	1	2.50	2	1	2.00	2.00	1	2.00	2.5	1	2.50	16.93	14.93	0.88
3	1	3	2	1	2.00	2.4	1	2.40	2.5	1	2.50	2	1	2.00	1.60	1	1.60	2.6	1	2.60	16.10	14.50	0.90

I SEMESTER Final Assessment

1	2	3	4	5	6	7	8	9.00	10	11	12	13	14	15	16	17	18	19	20	21	28	29	30
3	0.66	1.98	2.83	1	2.83	3	0.75	2.25	1.8	0.74	1.33	2.25	0.78	1.76	1.75	0.88	1.54	2.5	0.67	1.68	17.13	13.36	0.78
3	0.66	1.98	2.67	1	2.67	2.33	0.75	1.75	2.3	0.74	1.70	2.5	0.78	1.95	2.25	0.88	1.98	2.8	0.67	1.88	17.85	13.91	0.78
3	0.66	1.98	1.5	1	1.50	2.17	0.75	1.63	2.1	0.74	1.55	1.75	0.78	1.37	1.75	0.88	1.54	2.6	0.67	1.74	14.87	11.31	0.76
3	0.66	1.98	2.33	1	2.33	2.6	0.75	1.95	2.5	0.74	1.85	2	0.78	1.56	2.00	0.88	1.76	2.5	0.67	1.68	16.93	13.11	0.77
3	0.66	1.98	2	1	2.00	2.4	0.75	1.80	2.5	0.74	1.85	2	0.78	1.56	1.60	0.88	1.41	2.6	0.67	1.74	16.10	12.34	0.77

II semester Direct Assessment

FA	BE			BTP			ENG			TEL			SAN			HI N	IC T			CS S 1			Attainment						
1	2	3	4	5	6	7	8	9.0	10	11	12	13	14	15.0	16	17	18	19	20	21	22	23	24	25	26	27	28	29	30
3	1	3	3	1	3	2	1	2.0	2.3	0.98	2.25	2	0.89	1.8	1.75	0.97	1.7	2.5	1	2.5	0	0	0	0	0	0	16.6	16.2	0.98
3	1	3	2	1	2	1.67	1	1.7	2.1	0.98	2.06	2.5	0.89	2.2	2.25	0.97	2.2	2.3	1	2.3	0	0	0	0	0	15.8	15.4	0.98	
3	1	3	1.67	1	1.67	2.33	1	2.3	2.3	0.98	2.25	1.75	0.89	1.6	1.75	0.97	1.7	2.3	1	2.3	0	0	0	0	0	15.1	14.8	0.98	
2	1	2	2.33	1	2.33	1.8	1	1.8	1.83	0.98	1.79	2.5	0.89	2.2	2	0.97	1.9	2.5	1	2.5	0	0	0	0	0	15	14.6	0.98	
2.2	1	2.2	1.5	1	1.50	3	1	3.0	2.1	0.98	2.06	2.25	0.89	2.0	1.6	0.97	1.6	2.3	1	2.3	0	0	0	0	0	15	14.6	0.98	

II SEMESTER Indirect Assessment

1	2	3	4	5	6	7	8	9	10	11	12	13	14	15	16	17	18	19	20	21	22	23	24	25	26	27	28	29	30
3	1	3.0	3	1	3.00	3	1	3.0	2.3	1	2.3	2	1	2.0	1.75	1	1.8	2.5	1	2.5	0	0	0	0	0	0	17.6	17.6	1.00
3	1	3.0	2	1	2.00	2.33	1	2.3	2.1	1	2.1	2.5	1	2.5	2.25	1	2.3	2.3	1	2.3	0	0	0	0	0	0	16.5	16.5	1.00
3	1	3.0	1.67	1	1.67	2	1	2.0	2.3	1	2.3	1.75	1	1.8	1.75	1	1.8	2.3	1	2.3	0	0	0	0	0	0	14.8	14.8	1.00
3	1	3.0	2.33	1	2.33	2.33	1	2.3	1.83	1	1.83	2.5	1	2.5	2	1	2.0	2.5	1	2.5	0	0	0	0	0	0	16.5	16.5	1.00
3	1	3.0	1.5	1	1.50	1.67	1	1.7	2.1	1	2.1	2.25	1	2.3	1.6	1	1.6	2.3	1	2.3	0	0	0	0	0	0	14.4	14.4	1.00

II SEMESTER Final Assessment

1	2	3	4	5	6	7	8	9	10	11	12	13	14	15	16	17	18	19	20	21	22	23	24	25	26	27	28	29	30
3	0.89	2.7	2.83	0.90	2.55	3	0.96	2.9	2.3	0.86	1.98	2	0.87	1.7	1.75	0.93	1.6	2.5	0.8	2	3	1	3	3	1	3	23.4	21.4	0.92
3	0.89	2.7	2.67	0.90	2.40	2.33	0.96	2.2	2.1	0.86	1.81	2.5	0.87	2.2	2.25	0.93	2.1	2.3	0.8	1.84	3	1	3	3	1	3	23.2	21.2	0.92
3	0.89	2.7	1.5	0.90	1.35	2.17	0.96	2.1	2.3	0.86	1.98	1.75	0.87	1.5	1.75	0.93	1.6	2.3	0.8	1.84	3	1	3	3	1	3	20.8	19.1	0.92
3	0.89	2.7	2.33	0.90	2.10	2.6	0.96	2.5	1.83	0.86	1.57	2.5	0.87	2.2	2	0.93	1.9	2.5	0.8	2	3	1	3	3	1	3	22.8	20.9	0.92
3	0.89	2.7	2	0.90	1.80	2.4	0.96	2.3	2.1	0.86	1.81	2.25	0.87	2.0	1.6	0.93	1.5	2.3	0.8	1.84	3	1	3	3	1	3	21.7	19.9	0.92

III DEMESTER Direct Assessment

Advanced Accounting			Business Statistics			Marketing			ENG			TEL			SAN			HIN			Weighted sum		
1	2	3	4	5	6	7	8	9	10	11	12	13	14	15	16	17	18	19	20	21	28	29	30
3	0.98	2.9	2.83	0.98	2.77	2.86	0.98	2.80	2.5	0.95	2.38	2.25	1	2.25	1.75	0.93	1.63	2.5	1	2.5	17.69	17.27	0.98
2.6	0.98	2.5	2.17	0.98	2.13	2.29	0.98	2.24	2.6	0.95	2.47	2.5	1	2.50	2.25	0.93	2.09	1.6	1	1.6	16.01	15.58	0.97
2.6	0.98	2.5	2.83	0.98	2.77	2.57	0.98	2.52	2.5	0.95	2.38	2	1	2.00	1.75	0.93	1.63	2	1	2	16.25	15.84	0.97
2	0.98	2.0	1.67	0.98	1.64	2.17	0.98	2.13	2.3	0.95	2.19	2.5	1	2.50	2	0.93	1.86	2.3	1	2.3	14.94	14.57	0.98
1.8	0.98	1.8	2.17	0.98	2.13	1.86	0.98	1.82	2.6	0.95	2.47	2.25	1	2.25	1.6	0.93	1.49	2.2	1	2.2	14.48	14.12	0.98

III SEMESTER Indirect Assessment

1	2	3	4	5	6	7	8	9	10	11	12	13	14	15	16	17	18	19	20	21	28	29	30
3	1	3	2.83	1	2.83	2.86	1	2.86	2.5	1	2.50	2.25	1	2.25	1.75	1	1.75	2.5	1	2.5	17.69	17.69	1.00
2.6	1	2.6	2.67	1	2.67	2.29	1	2.29	2.6	1	2.60	2.5	1	2.50	2.25	1	2.25	1.6	1	1.6	16.51	16.51	1.00
2.6	1	2.6	1.5	1	1.50	2.57	1	2.57	2.5	1	2.50	2	1	2.00	1.75	1	1.75	2	1	2	14.92	14.92	1.00
2	1	2	2.33	1	2.33	2.17	1	2.17	2.3	1	2.30	2.5	1	2.50	2	1	2	2.3	1	2.3	15.6	15.60	1.00
1.8	1	1.8	2	1	2.00	1.86	1	1.86	2.6	1	2.60	2.25	1	2.25	1.6	1	1.6	2.2	1	2.2	14.31	14.31	1.00

III SEMESTER Final Assessment

1	2	3	4	5	6	7	8	9	10	11	12	13	14	15	16	17	18	19	20	21	22	23	24
3	0.96	2.88	2.83	0.96	2.72	2.86	1	2.86	2.5	0.83	2.08	2.25	1	2.25	1.75	0.83	1.45	2.5	1	2.5	17.69	16.73	0.95
2.6	0.96	2.496	2.17	0.96	2.08	2.29	1	2.29	2.6	0.83	2.16	2.5	1	2.50	2.25	0.83	1.87	1.6	1	1.6	16.01	14.99	0.94
2.6	0.96	2.496	2.83	0.96	2.72	2.57	1	2.57	2.5	0.83	2.08	2	1	2.00	1.75	0.83	1.45	2	1	2	16.25	15.31	0.94
2	0.96	1.92	1.67	0.96	1.60	2.17	1	2.17	2.3	0.83	1.91	2.5	1	2.50	2	0.83	1.66	2.3	1	2.3	14.94	14.06	0.94
1.8	0.96	1.728	2.17	0.96	2.08	1.86	1	1.86	2.6	0.83	2.16	2.25	1	2.25	1.6	0.83	1.33	2.2	1	2.2	14.48	13.61	0.94

IV SEMESTER Direct Assessment

CA			BL			IT			CMA			AUD			GST			Attainment		
1	2	3	4	5	6	7	8	9	10	11	12	13	14	15	16	17	18.00	22	23	24
2.83	0.98	2.77	2.4	1	2.40	2.6	1	2.6	2.83	0.95	2.69	2.5	1	2.5	2.6	1	2.60	15.76	15.56	0.99
2	0.98	1.96	2.2	1	2.20	2.2	1	2.2	2	0.95	1.90	2.17	1	2.17	2.2	1	2.20	12.77	12.63	0.99
3	0.98	2.94	2.4	1	2.40	3	1	3	3	0.95	2.85	2.83	1	2.83	3	1	3.00	17.23	17.02	0.99
1.5	0.98	1.47	2	1	2.00	2.5	1	2.5	1.5	0.95	1.43	1.33	1	1.33	2.2	1	2.20	11.03	10.93	0.99
1.67	0.98	1.64	2.4	1	2.40	2.8	1	2.8	1.67	0.95	1.59	2	1	2	2.2	1	2.20	12.74	12.62	0.99

IV SEMESTER Indirect Assessment

1	2	3	4	5	6	7	8	9	10	11	12	13	14	15	16	17	18.00	22	23	24
2.83	1	2.83	2.4	1	2.40	2	1	2	2.83	1	2.83	2.5	1	2.5	2.6	1	2.60	15.16	15.16	1.00
2	1	2	2.2	1	2.20	1.67	1	1.67	2	1	2	2.17	1	2.17	2.2	1	2.20	12.24	12.24	1.00
3	1	3	2.4	1	2.40	2.33	1	2.33	3	1	3	2.83	1	2.83	3	1	3.00	16.56	16.56	1.00
1.5	1	1.5	2	1	2.00	1.8	1	1.8	1.5	1	1.5	1.33	1	1.33	2.2	1	2.20	10.33	10.33	1.00
1.67	1	1.67	2.4	1	2.40	3	1	3	1.67	1	1.67	2	1	2	2.2	1	2.20	12.94	12.94	1.00

IV SEMESTER Final Assessment

1	2	3	4	5	6	7	8	9	10	11	12	13	14	15	16	17	18.00	22	23	24
2.83	0.77	2.18	2.4	1	2.40	2	1	2	2.83	0.92	2.60	2.5	0.94	2.35	2.6	0.94	2.44	15.16	13.98	0.92
2	0.77	1.54	2.2	1	2.20	1.67	1	1.67	2	0.92	1.84	2.17	0.94	2.04	2.2	0.94	2.07	12.24	11.36	0.93
3	0.77	2.31	2.4	1	2.40	2.33	1	2.33	3	0.92	2.76	2.83	0.94	2.66	3	0.94	2.82	16.56	15.28	0.92
1.5	0.77	1.155	2	1	2.00	1.8	1	1.8	1.5	0.92	1.38	1.33	0.94	1.25	2.2	0.94	2.07	10.33	9.65	0.93
1.67	0.77	1.2859	2.4	1	2.40	3	1	3	1.67	0.92	1.54	2	0.94	1.88	2.2	0.94	2.07	12.94	12.17	0.94

V SEMESTER Direct Assessment

MAP			CCT			LIP			GIP			SM			DM			Weighted sum of		Att
1	2	3	4	5	6	7	8	9	10	11	12	13	14	15	16	17	18	19	20	21
2.75	0.94	2.59	3	0.96	2.88	2.67	0.82	2.19	2.75	0.86	2.37	2	0.78	1.56	3	0.77	2.31	16.17	13.89	0.86
2.25	0.94	2.12	2.5	0.96	2.4	2	0.82	1.64	2.2	0.86	1.89	1.5	0.78	1.17	1.75	0.77	1.35	12.2	10.56	0.87
3	0.94	2.82	3	0.96	2.88	2.75	0.82	2.26	2.5	0.86	2.15	1.8	0.78	1.4	1.33	0.77	1.02	14.38	12.53	0.87
2.33	0.94	2.19	1.67	0.96	1.6	1.67	0.82	1.37	2	0.86	1.72	2.6	0.78	2.03	2.75	0.77	2.12	13.02	11.03	0.85
2.25	0.94	2.12	2.33	0.96	2.24	2	0.82	1.64	2	0.86	1.72	2.2	0.78	1.72	2	0.77	1.54	12.78	10.97	0.86

V SEMESTER Indirect Assessment

1	2	3	4	5	6	7	8	9	10	11	12	13	14	15	16	17	18	19	20	21
2.75	1	2.75	3	1	3	2.67	1	2.67	2.75	1	2.75	2	1	2	3	1	3	16.17	16.17	1
2.25	1	2.25	2.5	1	2.5	2	1	2	2.2	1	2.2	1.5	1	1.5	1.75	1	1.75	12.2	12.2	1
3	1	3	3	1	3	2.75	1	2.75	2.5	1	2.5	1.8	1	1.8	1.33	1	1.33	14.38	14.38	1
2.33	1	2.33	1.67	1	1.67	1.67	1	1.67	2	1	2	2.6	1	2.6	2.75	1	2.75	13.02	13.02	1
2.25	1	2.25	2.33	1	2.33	2	1	2	2	1	2	2.2	1	2.2	2	1	2	12.78	12.78	1

V SEMESTER Final Assessment

1	2	3	4	5	6	7	8	9	10	11	12	13	14	15	16	17	18	19	20	21
2.75	1	2.75	3	1	3	2.67	1	2.67	2.75	1	2.75	2	0.96	1.92	3	0.94	2.82	16.17	15.91	0.98
2.25	1	2.25	2.5	1	2.5	2	1	2	2.2	1	2.2	1.5	0.96	1.44	1.75	0.94	1.65	12.2	12.04	0.99
3	1	3	3	1	3	2.75	1	2.75	2.5	1	2.5	1.8	0.96	1.73	1.33	0.94	1.25	14.38	14.23	0.99
2.33	1	2.33	1.67	1	1.67	1.67	1	1.67	2	1	2	2.6	0.96	2.5	2.75	0.94	2.59	13.02	12.75	0.98
2.25	1	2.25	2.33	1	2.33	2	1	2	2	1	2	2.2	0.96	2.11	2	0.94	1.88	12.78	12.57	0.98

2020-2021 Admitted Batch B.Com General Programme Attainment

SEM 1				SEM II				SEM III				SEM IV				SEM V				SEM VI				Final attainment
0.93	0.90	0.78	0.87	0.98	1.00	0.92	0.97	0.98	1.00	0.95	0.97	1.00	1.00	0.92	0.97	0.86	1	0.98	0.95	1.00	1.00	1.00	1.00	0.96
0.93	0.87	0.78	0.86	0.98	1.00	0.92	0.96	0.97	1.00	0.94	0.97	1.00	1.00	0.93	0.98	0.87	1	0.99	0.95	1.00	1.00	1.00	1.00	0.95
0.93	0.88	0.76	0.86	0.98	1.00	0.92	0.97	0.97	1.00	0.94	0.97	1.00	1.00	0.92	0.97	0.87	1	0.99	0.95	1.00	1.00	1.00	1.00	0.95
0.93	0.88	0.77	0.86	0.98	1.00	0.92	0.96	0.98	1.00	0.94	0.97	1.00	1.00	0.93	0.98	0.85	1	0.98	0.94	1.00	1.00	1.00	1.00	0.95
0.93	0.90	0.77	0.87	0.98	1.00	0.92	0.96	0.98	1.00	0.94	0.97	1.00	1.00	0.94	0.98	0.86	1	0.98	0.95	1.00	1.00	1.00	1.00	0.96

V. Ananta Lakshmi

Signature of the Principal

PRINCIPAL
A.S.D.GOV.T.DEGREE COLLEGE (W)
AUTONOMOUS
KAKINADA

ASD GOVT. DEGREE COLLEGE FOR WOMEN (A), KAKINADA.
DEPARTMENT OF ZOOLOGY & AQUACULTURE TECHNOLOGY

DEPARTMENT OF ZOOLOGY (2022-2023)

Program Outcomes (POs):

The Learning Outcomes of the programme could be in consonance with the Bloom's Taxonomy, which includes –

1. Remember (Lower order)
2. Understand (Lower Order)
3. Apply (Lower Order)
4. Analyze (Higher Order)
5. Evaluate & Problem Solving (Higher Order)
6. Create (Higher Order)

PO1: Effective communication

To communicate scientific ideas and attract more opportunities and also to enhance problem solving, Negotiation skills and productivity skills

PO2: Effective Citizenship

To develop individual behavior and influence Society and social structure, work with a sense of responsibility towards social awareness, follow the Ethical Standards in the society and to demonstrate and discuss the ethical Conduct in Scientific activities

PO3: Environment & Sustainability

To understand the impact of Science in Societal & Environmental Contexts and to apply the Knowledge gained for attaining Sustainable Development

PO 4: Critical thinking

To Interpret, Evaluate and analyze the facts while solving problems and making decisions

PO 5: Higher Progression

To apply Knowledge and skills acquired in progressing towards Higher education

PO 6: Employability Skills

To create potential work force by imparting the skill based Education required to achieve Employment

COURSE OUTCOMES

SEMESTER-I

Animal Diversity – Biology of Non chordates

Course Outcomes: By the completion of the course the graduate should able to –

CO1: Describe general taxonomic rules on animal classification

CO2: Classify Protozoa to Coelenterata with taxonomic keys

CO3: Classify Phylum Platyhelminthes to Annelida phylum using examples from parasitic adaptation and vermin composting

CO4: Describe Phylum Arthropoda to Mollusca using examples and importance of insects and Molluscs

CO5: Describe Echinodermata to Hemichordate with suitable examples and larval stages in relation to the phylogeny

S.No	Regd No	Name of the Student	Signature of the Student
1.	2238001	K.Sharmila Ganga	K. Sharmila Ganga
2.	2238002	P.Durga Bhavani	P. Durga Bhavani
3.	2238003	S.Meghana Sriveni	P. meghana sriveni
4.	2238004	A.Anna Sowmya	A. A Sowmya
5.	2238005	I. Nookaratnam	I. Nookaratnam
6.	2238006	J.Keerthi maha lakshmi	J. Keerthi mahalakshmi
7.	2238007	M. Chandrika	M. Chandrika
8	2238008	M. Mounika	M. mounika
9	2238009	P.Gayathri	P. Gayathri
10	2238010	V.Rajani	V. Rajani
11	2238011	A.Ganga bhavani	A- ganga Bhavani
12	2238012	A. Akhila	A- Akhila
13	2238013	B. Durga Bhavani	B. Durga Bhavani
14	2238014	B. Devi sailaja	B. Devi Sailaja

15	2238015	B. Thrisha	B. Thrisha
16	2238016	Ch.Jayasri	Ch. Jayasri
17	2238017	Ch.S.L Durga Divya	Ch. S.L Durga Divya
18	2238018	Ch.Bhoomika	Ch. Bhoomika
	2238019	D.lakshmi Prasanna	D. lakshmi Prasanna
19	2238020	D.Namitha	D. Namitha
20	2238021	D.Hindhu	D. hindhu
21	2238022	G.Pratyusha	G. Pratyusha
22	2238023	I.Divya	I. Divya
23	2238024	J.Suji	J. Suji
24	2238025	K.Swetha	K. swetha
25	2238026	K.Kaveri	K. Kaveri
26	2238027	K.Durga Bhavani	K. Durga Bhavani
27	2238028	K.Naga Lakshmi	K. Naga Lakshmi
28	2238029	K. Bhanu Sruthi	K. Bhanu Sruthi
29	2238030	K.Sravanthi	K. Sravanthi
30	2238032	M.Sravani Sandhya	M. Sravani Sandhya
31	2238033	N.Rajeswari	N. Rajeswari
32	2238033	N. Yamuna	N. Yamuna
33	2238034	P.Roja	P. Roja
34	2238035	P.Rajya Lakshmi	P. Rajya Lakshmi
35	2238036	P.Krishna veni	P. Krishna veni
36	2238037	P.Lehya sri	P. Lehya sri
37	2238038	P.Leela Sadguru	P. Leela Sadguru
38	2238039	P. Anusha	P. Anusha
39	2238040	T.S.S. Sri Valli	T.S.S. Sri Valli

40	2238041	P.Kavya Sri	P. Kavya Sri
41	2238042	P.Divya Durga Sri	P. Divya Durga Sri
42	2238043	R.R.V.Lakshmi	R.R.V. Lakshmi
43	2238044	R.Pavani	R. Pavani
44	2238045	S.Anitha	S. Anitha
45	2238046	T.Keerthika	T. Keerthika
46	2238047	V. Mani	V. Mani
47	2238048	Y.Sri Sai Durga	Y. Sri Sai Durga
48	2238049	Y.Jeevana Sandhya	Y. Jeevana Sandhya
S.No	Regd No	Name of the student	Signature of the student
1.	2236001	Ch.Anitha Raj	Ch. Anitha Raj
2.	2236002	Ch.Sri Valli	Ch. Sri Valli
3.	2236003	Ch.Pushpa	Ch. Pushpa
4.	2236004	K. Lakshmi Pallavi	K. Lakshmi Pallavi
5.	2236005	K. Aswini	K. Aswini
6.	2236006	P.Bhuvanewari	P. Bhuvanewari
7.	2236007	P.Hema Latha	P. Hema Latha
8	2236009	S. Sharon	S. Sharon
9	2236011	K. Bala Ranjani	K. Bala Ranjani
10	2236012	R. Deevana Kumari	R. Deevana Kumari
11	2236013	S. Prema vani	S. Prema vani
12	2236014	V. Munesawri	V. Munesawri
13	2236015	V. Sudha Rani	V. Sudha Rani
14	2236016	V. Katyayini	V. Katyayini

V. No - 9
 PRINCIPAL
 A.S.D. GOVT. DEGREE COLLEGE (W)
 AUTONOMOUS
 KAKINADA

ME. S. S. S. S.
 DEPARTMENT OF ZOOLOGY
 A.S. GOVT. COLLEGE FOR WOMEN
 KAKINADA-9

SEMESTER-II

Animal Diversity – Biology of Chordates

Course Outcomes: By the completion of the course the graduate should able to –

CO1: Describe general taxonomic rules on animal classification of chordates

CO2: Classify Protochordata to Mammalian with taxonomic keys

CO3: Understand Mammals with specific structural adaptations

CO4: Understand the significance of dentition and evolutionary significance

CO5: Understand the origin and evolutionary relationship of different phyla from Prochordata to mammalian.

I B.Sc CBZ

S.No	Regd No	Name of the Student	Signature of the Student
1.	2238001	K.Sharmila Ganga	K. Sharmila Ganga
2.	2238002	P.Durga Bhavani	P. Durga Bhavani
3.	2238003	S.Meghana Sriveni	S. meghana sriveni
4.	2238004	A.Anna Sowmya	A. Anna Sowmya
5.	2238005	I. Nookaratnam	I. nookaratnam
6.	2238006	J.Keerthi maha lakshmi	J. Maha lakshmi
7.	2238007	M. Chandrika	M. cheundrika
8.	2238008	M. Mounika	M. Mounika
9.	2238009	P.Gayathri	P. Gayathri
10.	2238010	V.Rajani	V. Rajani
11.	2238011	A.Ganga bhavani	A. Ganga Bhavani
12.	2238012	A. Akhila	A. Akhila
13.	2238013	B. Durga Bhavani	B. Durga Bhavani
14.	2238014	B. Devi sailaja	B. Devi sailaja
15.	2238015	B. Thrisha	B. Thrisha
16.	2238016	Ch.Jayasri	Ch. Jayasri
17.	2238017	Ch.S.L Durga Divya	Ch. S.L. Durga Divya
18.	2238018	Ch.Bhoomika	Ch. Bhoomika
19.	2238019	D.lakshmi Prasanna	D. lakshmi prasanna
20.	2238020	D.Namitha	D. Namitha

21	2238021	D.Hindhu	D. Hindhu
22	2238022	G.Pratyusha	G. pratyusha
23	2238023	I.Divya	I. Divya
24	2238024	J.Suji	J. Suji
25	2238025	K.Swetha	K. Swetha
26	2238026	K.Kaveri	K. Kaveri
27	2238027	K.Durga Bhavani	K. Durga Bhavani
28	2238028	K.Naga Lakshmi	K. Naga Lakshmi
29	2238029	K. Bhanu Sruthi	K. Bhanu Sruithi
30	2238030	K.Sravanthi	K. Sravanthi
31	2238032	M.Sravani Sandhya	M. Sravani Sandhya
32	2238033	N.Rajeswari	N. Rajeswari
33	2238033	N. Yamuna	N. Yamuna
34	2238034	P.Roja	P. Roja
35	2238035	P.Rajya Lakshmi	P. Rajya Lakshmi
36	2238036	P.Krishna veni	P. Krishna Veni
37	2238037	P.Lehya sri	P. Lehya Sri
38	2238038	P.Leela Sadguru	P. Leela Sadguru
39	2238039	P. Anusha	P. Anusha
40	2238040	T.S.S. Sri Valli	T.S.S. Sri Valli
41	2238041	P.Kavya Sri	P. Kavya Sri
42	2238042	P.Divya Durga Sri	P. Divya Durga Sri
43	2238043	R.R.V.Lakshmi	R.R.V. Lakshmi
44	2238044	R.Pavani	R. Pavani
45	2238045	S.Anitha	S. Anitha
46	2238046	T.Keerthika	T. Keerthika
47	2238047	V. Mani	V. Mani
48	2238048	Y.Sri Sai Durga	Y. Sri Sai Durga
49	2238049	Y.Jeevana Sandhya	Y. Jeevana Sandhya

B.Sc CZAqT

S.No	Regd No	Name of the student	Signature of the student
1.	2236001	Ch.Anitha Raj	Ch. Anitha Raj
2.	2236002	Ch.Sri Valli	Ch. Sri Valli
3.	2236003	Ch.Pushpa	Ch. Pushpa
4.	2236004	K .Lakshmi Pallavi	K. Lakshmi Pallavi
5.	2236005	K. Aswini	K. Aswini
6.	2236006	P.Bhuvaneswari	P. Bhuvaneswari
7.	2236007	P.Hema Latha	P. Hema Latha
8.	2236009	S. Sharon	S. Sharon
9.	2236011	K. Bala Ranjani	K. Bala Ranjani
10.	2236012	R. Deevana Kumari	R. Deevana Kumari
11.	2236013	S. Prema vani	S. prema vani
12.	2236014	V. Munesawri	V. sudha Rani
13.	2236015	V. Sudha Rani	V. Sudha Rani
14.	2236016	V. Katyayini	V. Katyayini

M. S. Subudho

DEPARTMENT OF ZOOLOGY
O.E. GOVT. COLLEGE FOR WOMEN,
KAKINADA-3

Vineetha

PRINCIPAL
A.S.D.GOV.T.DEGREE COLLEGE (W)
AUTONOMOUS
KAKINADA

SEMESTER-III

Cell Biology, Genetics, Molecular Biology and Evolution

Course Outcomes: The overall course outcome is that the student shall develop deeper understanding of what life is and how it functions at cellular level. This course will provide students with a deep knowledge in Cell Biology, genetics, Molecular biology and Evolution and by the completion of the course the graduate shall able to-

CO1: To understand the basic unit of the living organisms and to differentiate the organisms by their cell structure.

CO2: Describe fine structure and function of plasma membrane and different cell organelles of eukaryotic cell.

CO3: To understand the history of origin of branch of genetics, gain knowledge on heredity, interaction of genes, various types of inheritance patterns existing in animals

CO4: Acquiring in-depth knowledge on various of aspects of genetics involved in sex determination, human karyo typing and mutations of chromosomes resulting in various disorder.

CO5: Understand the central dogma of molecular biology and flow of genetic information from DNA to proteins.

CO6: Understand the principles and forces of evolution of life on earth, the process of evolution of new species and apply the same to develop new and advanced varieties of animals for the benefit of the society.

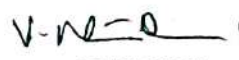
II B.Sc CBZ

S.No	Regd No	Name of the student	Signature of the Student
1	2138001	Rolupalli Dhana Lakshmi	R. Dhana Lakshmi
2	2138002	Saketi Prajyna Sri	S. Prajyna Sri
3	2138004	Akula Vandana	A. Vandana
4	2138005	Anipe Sravani	Anipe Sravani
5	2138006	Bunga Vandana	B. Vandana
6	2138007	Janga Srujana	J. Srujana
7	2138008	Lokavarapu R N S Durga Anasuya	L. R. N. S. Durga Anasuya
8	2138009	Mummidi Sravani	M. Sravani
9	2138010	Mummidi Vijaya Lakshmi	M. Vijaya Lakshmi
10	2138011	Pithani Sai Prasanna	P. Sai Prasanna
11	2138012	Tadicherla Rama Lakshmi	T. Rama Lakshmi
12	2138013	Thanari Devi	T. Devi
13	2138016	Anusuri Yugala Sri Naga Mounika	A. Y. S. N. Mounika
14	2138017	Avula Vijaya Lakshmi	A. Vijaya Lakshmi
15	2138019	Bondi Sarala	Bondi Sarala

16	2138020	Chekka Divya	Ch. Divya
17	2138022	Dadala Sailaja	D. Sailaja
18	2138023	Danduprolu Ravi Syamala	D. Ravi Syamala
19	2138024	Darla Srilakshmi	D. Sai Lakshmi
20	2138025	Doma Vimalatha	D. Vimalatha
21	2138026	Donadri Sandhya	D. Sandhya
22	2138028	Ganti Sravya	G. Sravya
23	2138029	Geddada Naga Mahalakshmi	G. Megha Mahalakshmi
24	2138030	Gowripattapu Durga Hemamalini	G. Durga Hemamalini
25	2138031	Gudepu Rajyalakshmi	G. Rajyalakshmi
26	2138032	Janipella Sunitha	J. Sunitha
27	2138033	Kandelli Renuka	K. Renuka
28	2138034	Kandrakota Keerthana	K. Keerthana
29	2138035	Katta Krupa Angel	K. Krupa Angel
30	2138036	Kethavarapu Amulya	K. Varapu Amulya
31	2138037	Kunja Rasi	K. Rashi
32	2138038	Kurma Deepthi	K. Deepthi
33	2138039	Madakam Vijaya	M. Vijaya
34	2138040	Madiki Nalini Priya	M. Nalini Priya
35	2138044	Merigi Hemalatha	M. Hemalatha
36	2138045	Mosa Tekla Gracy	M. Tekla Gracy
37	2138046	Nakka Pavani	N. Pavani
38	2138047	Narsi Durga Bhavani	N. Durga Bhavani
39	2138048	Palla Lavanya	P. Lavanya
40	2138049	Panthadi Chaitanya	P. Chaitanya
41	2138050	Pyla Venkata Satya Leelavathi	P. V. S. Leelavathi
42	2138051	Seeramreddy Jyothi	S. Jyothi
43	2138052	Surla Ramu	S. Ramu
44	2138053	Talla Pallavi	T. Pallavi
45	2138054	Vadaboina Gowsia Rekha	V. Gowsia Rekha
46	2138055	Vaddi Anusha	V. Anusha
47	2138056	Vara Meghana	V. Meghana
48	2138057	Yadala Kavya	Y. Kavya

II B.Sc CZAqT

S.No	Regd No	Name of the student	Signature of the Student
1	2136001	Gedala Yamini	G. Yamini
2	2136002	Mohammed Rizwana	M. RIZWANA
3	2136003	Mortha Angel Suguna	M. Angel Suguna
4	2136004	Mosali Estheru Rani	M. Estheru Rani
5	2136005	Adigarla Satyaveni	A. Satyaveni
6	2136006	Akula Bhavya Veera Deepika	A. Bhavya Veera Deepika
7	2136007	Bandi Vinodini	B. Vinodini.
8	2136008	Beera Usha Vani	B. Usha Vani
9	2136009	Chodipilli Indrajya	Ch. Indrajya
10	2136010	Dangeti Deepika	D. Deepika.
11	2136011	Elipe Madhusree	E. Madhusree
12	2136012	Gudaparthi Durga Bhavani	G. Durga Bhavani
13	2136013	Gurrapu Ramya	G. Ramya.
14	2136014	Jeeredy Durga Bhavani	J. Durga Bhavani
15	2136015	Kakadi Rishitha	Kakadi Rishitha
16	2136016	Kunche Mercy Rani	K. Mercy Rani
17	2136017	Lalam Nagalaxmi	L. Nagalaxmi.
18	2136018	Lanke Venkata Keerthi	M. Reshma Devi
19	2136019	Madiki Reshma devi	Madika / Reshma devi.
21	2136021	Masa Nandini	M. Nandini
22	2136022	Mummidi Chakra Devi	M. Chakra Devi
23	2136023	Narala Sravani Sandhya	N. Sravani Sandhya
24	2136024	Pandru Syamalatha	P. Syamalatha
25	2136025	Polinati Divya Jyothika	P. Divya Jyothika
26	2136026	Ponugupati Teja Sree	P. Teja Sree
27	2136027	Surla Seethadevi	Surla Seethadevi


 PRINCIPAL
 A.S.D. GOVT. DEGREE COLLEGE (W)
 AUTONOMOUS
 KAKINADA


 DEPARTMENT OF ZOOLOGY
 GOVT. COLLEGE FOR WOMEN
 KAKINADA

SEMESTER-IV (paper-IV)

Animal Physiology, Cellular Metabolism and Embryology

Course Outcomes: This course will provide students with a deep knowledge in Physiology, Cellular metabolism and Embryology and by the completion of the course the graduate shall able to –

CO1: Understand the functions of important animal physiological systems including digestion, cardiorespiratory and renal systems.

CO2: Understand the muscular system and the neuro-endocrine regulation of animal growth, development and metabolism with a special knowledge of hormonal control of human reproduction.

CO3: Describe the structure, classification and chemistry of Biomolecules and enzymes responsible for sustenance of life in living organisms

CO4: Develop broad understanding the basic metabolic activities pertaining to the catabolism and anabolism of various Biomolecules

CO5: Describe the key events in early embryonic development starting from the formation of gametes upto gastrula ion and formation of primary germ layers.

II B.Sc CBZ

S.No	Regd No	Name of the student	Signature of the Student
1	2138001	Rolupalli Dhana Lakshmi	R. Dhana Lakshmi
2	2138002	Saketi Prajyna Sri	S. Prajyna Sri
3	2138004	Akula Vandana	A. Vandana
4	2138005	Anipe Sravani	A. Sravani
5	2138006	Bunga Vandana	B. Vandana
6	2138007	Janga Srujana	J. Srujana
7	2138008	Lokavarapu R N S Durga Anasuya	L.R.N.S. Durga Anasuya
8	2138009	Mummididi Sravani	M. Sravani
9	2138010	Mummididi Vijaya Lakshmi	M. Vijaya Lakshmi
10	2138011	Pithani Sai Prasanna	P. Sai Prasanna
11	2138012	Tadicherla Rama Lakshmi	T. Ramalakshmi
12	2138013	Thanari Devi	T. Devi
13	2138016	Anusuri Yugala Sri Naga Mounika	A.Y.S.N. mounika
14	2138017	Avula Vijaya Lakshmi	A. Vijaya Lakshmi
15	2138019	Bondi Sarala	B. Sarala
16	2138020	Chekka Divya	Ch. Divya
17	2138022	Dadala Sailaja	D. Sailaja
18	2138023	Danduprolu Ravi Syamala	D. Ravi syamala


19	2138024	Darla Srilakshmi	D. Sri Lakshmi
20	2138025	Doma Vimalatha	D. vimalatha.
21	2138026	Donadri Sandhya	D. Sandhya
22	2138028	Ganti Sravya	G. Sravya
23	2138029	Geddada Naga Mahalakshmi	G. naga Mahalakshmi
24	2138030	Gowripattapu Durga Hemamalini	G. Durga Hemamalini
25	2138031	Gudepu Rajyalakshmi	G. Rajyalakshmi
26	2138032	Janipella Sunitha	J. Sunitha
27	2138033	Kandelli Renuka	K. Renuka
28	2138034	Kandrakota Keerthana	K. Keerthana
29	2138035	Katta Krupa Angel	K. Krupa Angel
30	2138036	Kethavarapu Amulya	K. Amulya
31	2138037	Kunja Rasi	Kunja Rasi
32	2138038	Kurma Deepthi	K. Deepthi
33	2138039	Madakam Vijaya	M. Vijaya
34	2138040	Madiki Nalini Priya	M. Nalini Priya
35	2138044	Merigi Hemalatha	M. Hemalatha
36	2138045	Mosa Tekla Gracy	M. Tekla Gracy
37	2138046	Nakka Pavani	N. Pavani
38	2138047	Narsi Durga Bhavani	N. Durga Bhavani
39	2138048	Palla Lavanya	P. Lavanya
40	2138049	Panthadi Chaitanya	P. Chaitanya
41	2138050	Pyla Venkata Satya Leelavathi	P. V. S. Leelavathi
42	2138051	Seeramreddy Jyothi	S. Jyothi
43	2138052	Surla Ramu	S. Ramu
44	2138053	Talla Pallavi	T. Pallavi
45	2138054	Vadaboina Gowsia Rekha	V. Gowsia Rekha
46	2138055	Vaddi Anusha	V. Anusha
47	2138056	Vara Meghana	V. Meghana
48	2138057	Yadala Kavya	Y. Kavya

II B.Sc CZAqT

S.No	Regd No	Name of the student	Signature of the Student
1	2136001	Gedala Yamini	G. Yamini
2	2136002	Mohammed Rizwana	M. Rizwana
3	2136003	Mortha Angel Suguna	M. Angel Suguna
4	2136004	Mosali Estheru Rani	Mosali Estheru Rani
5	2136005	Adigarla Satyaveni	A. Satyaveni
6	2136006	Akula Bhavya Veera Deepika	A. Bhavya Veera Deepika
7	2136007	Bandi Vinodini	B. Vinodini
8	2136008	Beera Usha Vani	B. Usha Vani
9	2136009	Chodipilli Indrāja	Ch. Indrāja
10	2136010	Dangeti Deepika	D. Deepika
11	2136011	Elipe Madhusree	E. Madhusree
12	2136012	Gudaparthi Durga Bhavani	G. Durga Bhavani
13	2136013	Gurrapu Ramya	G. Ramya
14	2136014	Jeeredy Durga Bhavani	J. Durga Bhavani
15	2136015	Kakadi Rishitha	K. Rishitha
16	2136016	Kunche Mercy Rani	K. Mercy Rani
17	2136017	Lalam Nagalaxmi	Lalam Nagalaxmi
18	2136018	Lanke Venkata Keerthi	L. Venkata Keerthi
19	2136019	Madiki Reshma devi	M. Reshma devi
21	2136021	Masa Nandini	M. Nandini
22	2136022	Mummidi Chakra Devi	M. Chakra Devi
23	2136023	Narala Sravani Sandhya	N. Sravani Sandhya
24	2136024	Pandru Syamalatha	P. Syamalatha
25	2136025	Polinati Divya Jyothika	P. Divya Jyothika
26	2136026	Ponugupati Teja Sree	P. Teja Sree
27	2136027	Surla Seethadevi	S. Seethadevi

V. n. a.

PRINCIPAL
A.S.D. GOVT. DEGREE COLLEGE (W)
AUTONOMOUS
KAKINADA


 LECTURER IN CHARGE
 DEPARTMENT OF ZOOLOGY
 A.S.D. GOVT. COLLEGE FOR WOMEN
 KAKINADA-2

SEMESTER –IV (paper –V)

Immunology and Animal Biotechnology

Course Outcomes: This course will provide students with a deep knowledge in immunology, and animal biotechnology and by the completion of the course the graduate shall able to –

CO1: To get knowledge of the organs of Immune system, types of immunity, cells and organs of immunity.

CO2: To describe immunological response as to how it is triggered (antigens) and regulated (antibodies)

CO3: Understand the applications of Biotechnology in the fields of industry and agriculture including animal cell/tissue culture, stem cell technology and genetic engineering.

CO4: Get familiar with the tools and techniques of animal biotechnology.

CO5: To trace the history and development of immunology

CO6: To provide students with a foundation in immunological processes

CO7: To be able to compare and contrast the innate versus adaptive immune systems and humoral versus cell-mediated immune responses

CO8: Understand the significance of the Major Histocompatibility Complex in terms of immune response and transplantation

CO9: To provide knowledge on animal cell and tissue culture and their preservation

CO10: To empower students with latest biotechnology techniques like stem cell technology, genetic engineering, Hybridoma technology, transgenic technology and their application in medicine and industry for the benefit of living organisms

CO11: To explain in vitro fertilization, embryo transfer technology and other reproduction manipulation methodologies.

CO12: To get insight in applications of recombinant DNA technology in agriculture, production of therapeutic proteins.

CO13: To understand principles of animal culture, media preparation.

II B.Sc CBZ

S.No	Regd No	Name of the student	Signature of the Student
1	2138001	Rolupalli Dhana Lakshmi	R. Dhana Lakshmi
2	2138002	Saketi Prajyna Sri	S. Prajyna Sri
3	2138004	Akula Vandana	A. Vandana
4	2138005	Anipe Sravani	A. Sravani
5	2138006	Bunga Vandana	B. Vandana
6	2138007	Janga Srujana	J. Srujana
7	2138008	Lokavarapu R N S Durga Anasuya	L.R.N.S. Durga Anasuya
8	2138009	Mummidi Sravani	M. Sravani
9	2138010	Mummidi Vijaya Lakshmi	M. Vijaya Lakshmi
10	2138011	Pithani Sai Prasanna	P. Sai Prasanna
11	2138012	Tadicherla Rama Lakshmi	T. Rama Lakshmi
12	2138013	Thanari Devi	T. Devi
13	2138016	Anusuri Yugala Sri Naga Mounika	A. Y. S. N. Mounika
14	2138017	Avula Vijaya Lakshmi	A. Vijaya Lakshmi
15	2138019	Bondi Sarala	B. Sarala
16	2138020	Chekka Divya	Ch. Divya
17	2138022	Dadala Sailaja	D. Sailaja
18	2138023	Danduprolu Ravi Syamala	D. Ravi Syamala
19	2138024	Darla Srilakshmi	D. Sai Lakshmi
20	2138025	Doma Vimalatha	D. Vimalatha
21	2138026	Donadri Sandhya	D. Sandhya
22	2138028	Ganti Sravya	G. Sravya
23	2138029	Geddada Naga Mahalakshmi	G. Naga Mahalakshmi
24	2138030	Gowripattapu Durga Hemamalini	G. Durga Hemamalini
25	2138031	Gudepu Rajyalakshmi	G. Rajyalakshmi
26	2138032	Janipella Sunitha	J. Sunitha
27	2138033	Kandelli Renuka	K. Renuka
28	2138034	Kandrakota Keerthana	K. Keerthana
29	2138035	Katta Krupa Angel	K. Krupa Angel
30	2138036	Kethavarapu Amulya	K. Amulya
31	2138037	Kunja Rasi	K. Rasi
32	2138038	Kurma Deepthi	K. Deepthi
33	2138039	Madakam Vijaya	M. Vijaya
34	2138040	Madiki Nalini Priya	M. Nalini Priya
35	2138044	Merigi Hemalatha	M. Hemalatha
36	2138045	Mosa Tekla Gracy	M. Tekla Gracy
37	2138046	Nakka Pavani	N. Pavani

38	2138047	Narsi Durga Bhavani	N. Durga Bhavani
39	2138048	Palla Lavanya	P. Lavanya
40	2138049	Panthadi Chaitanya	P. Chaitanya
41	2138050	Pyla Venkata Sarya Leelavathi	P. v. S. Leelavathi
42	2138051	Seeramreddy Jyothi	S. Jyothi
43	2138052	Surla Ramu	S. Ramu
44	2138053	Talla Pallavi	T. Pallavi
45	2138054	Vadaboina Gowsia Rekha	V. Gowsia Rekha
46	2138055	Vaddi Anusha	V. Anusha
47	2138056	Vara Meghana	V. Meghana
48	2138057	Yadala Kavya	Y. Kavya

II B.Sc CZAqT

S.No	Regd No	Name of the student	Signature of the Student
1	2136001	Gedala Yamini	G. Yamini
2	2136002	Mohammed Rizwana	M. Rizwana
3	2136003	Mortha Angel Suguna	M. Angel Suguna
4	2136004	Mosali Estheru Rani	M. Estheru Rani
5	2136005	Adigarla Satyaveni	A. Satyaveni
6	2136006	Akula Bhavya Veera Deepika	A. Bhavya Veera Deepika
7	2136007	Bandi Vinodini	B. Vinodini
8	2136008	Beera Usha Vani	B. Usha Vani
9	2136009	Chodipilli Indraj	C. Indraj
10	2136010	Dangeti Deepika	D. Deepika
11	2136011	Elipe Madhusree	E. Madhusree
12	2136012	Gudaparthi Durga Bhavani	G. Durga Bhavani
13	2136013	Gurrapu Ramya	G. Ramya
14	2136014	Jeeredy Durga Bhavani	J. Durga Bhavani
15	2136015	Kakadi Rishitha	Kakadi Rishitha
16	2136016	Kunche Mercy Rani	K. Mercy Rani
17	2136017	Lalam Nagalaxmi	L. Nagalaxmi
18	2136018	Lanke Venkata Keerthi	L. Venkata Keerthi
19	2136019	Madiki Reshma devi	M. Reshma Devi
21	2136021	Masa Nandini	M. Nandini
22	2136022	Mummidi Chakra Devi	M. Chakra Devi
23	2136023	Narala Sravani Sandhya	N. Sravani Sandhya
24	2136024	Pandru Syamalatha	P. Syamalatha
25	2136025	Polinati Divya Jyothika	P. Divya Jyothika
26	2136026	Ponugupati Teja Sree	P. Teja Sree
27	2136027	Surla Seethadevi	S. Seethadevi

M. Subbarao

LECTURER IN ZOLOGY

DEPARTMENT OF ZOOLOGY

O.S. GOVT. COLLEGE FOR WOMEN

KAKINADA-2

V. N. Reddy

PRINCIPAL

A.S.D. GOVT. DEGREE COLLEGE (W)

AUTONOMOUS

KAKINADA

SEMESTER -V (paper -6A)

SUSTAINABLE AQUACULTURE MANAGEMENT

Course Outcomes: By the completion of the course the graduate should able to –

CO1: Students can understand basic scenario of aquaculture, identify different cultivable species differentiate types of aquacultures and its systems

CO2: Can get the basic knowledge of construction of fish pond, Understand the importance of water quality.

CO3: Can understand the breeding and hatchery management in aquaculture and understand the importance of fisheries in income generation food production and employment and researches.

CO4: No the sources of seed and feed available for aqua forms.no the knowledge management of carp and shrimp culture

CO5: Analyse the importance of disease management

III CBZ (EM)

S.No	Regd No	Name of the student	Signature of the Students
1.	2038001	K. Ramya	K. Ramya
2.	2038002	Ch. Swathi Sree	Ch. Swathi Sree
3.	2038003	G. Vara Lakshmi	G. Vara Lakshmi
4.	2038004	K. Vijaya Durga Bhavana	K. Vijaya Durga Bhavana
5.	2038005	O. Guna Sri	O. Guna Sri
6.	2038006	P. Kavya Varshini	P. Kavya Varshini
7.	2038007	P. Bhargavi	P. Bhargavi
8.	2038008	P. Hima Bindhu	P. Hima Bindhu
9.	2038009	P. Aparna Manogna	P. Aparna Manogna
10.	2038010	S. Yamini	S. Yamini
11.	2038011	A. Teja Sree	A. Teja Sree
12.	2038012	B. Kamala	B. Kamala
13.	2038013	D. Nayva	D. Nayva
14.	2038014	G. Sandhya Rani	G. Sandhya Rani
15.	2038015	Ch. Chinna	Ch. Chinna
16.	2038016	J. Lova Kumari	J. Lova Kumari
17.	2038017	A. Sri Devi	A. Sri Devi
18.	2038018	K. Malleswari	K. Malleswari
19.	2038019	K. Durga Meenakshi	K. Durga Meenakshi
20.	2038020	K. Usha Satya Swaroopa Rani	K. Usha Satya Swaroopa Rani
21.	2038021	P. Manasa	P. Manasa
22.	2038022	P. Devi Sri	P. Devi Sri
23.	2038023	P. Kusuma	P. Kusuma
24.	2038024	P. Naga Lakshmi	P. Naga Lakshmi
25.	2038025	P. Meghana	P. Meghana
26.	2038026	P. Chandini Devi	P. Chandini Devi
27.	2038027	S. Ramya Sree	S. Ramya Sree
28.	2038028	S. Sri Latha Durga	S. Sri Latha Durga
29.	2038029	V. Indhu Priya Dharshini	V. Indhu Priya Dharshini
30.	2038030	V. Anjali	V. Anjali

III CBZ (TM)

S.No	Regd No	Name of the student	Signature of the Students
1.	2033001	B. Venkata Sai Satya	B. Venkata Sai Satya
2.	2033002	K. Divya	K. Divya
3.	2033003	P. Kasturi	P. Kasturi
4.	2033004	Ch. Keerthi	Ch. Keerthi
5.	2033005	Ch. Devi	Ch. Devi
6.	2033006	D. Suseela	D. Suseela
7.	2033007	D. Dhana Tejaswini	D. Dhana Tejaswini
8.	2033008	E. Anusha	E. Anusha
9.	2033009	G. Haneesha	G. Haneesha
10.	2033010	G. Harika	G. Harika
11.	2033011	G. Durga Naga Bhanumathi	G. Durga Naga Bhanumathi
12.	2033012	K. Satya Sai Lakshmi	K. Sai Lakshmi
13.	2033012	K. Veera Suneetha	K. Veera Suneetha
14.	2033013	K. Ramya	K. Ramya
15.	2033014	K. Dhana Sravani	K. Dhana Sravani
16.	2033015	K. Veera Venkata Satya Veni	K. Veera Venkata Satya Veni
17.	2033016	M. Tejaswini	M. Tejaswini
18.	2033017	M. Sri Lekha	M. Sri Lekha
19.	2033018	N. Jyothi	N. Jyothi
20.	2033019	N. Asha	N. Asha
21.	2033022	P. Smylee	P. Smylee
22.	2033023	R. Uma Satya Tejaswini	R. Uma Satya Tejaswini
23.	2033024	R. Renuka	R. Renuka
24.	2033025	S. Subba Lakshmi	S. Subba Lakshmi
25.	2033027	Y. Pravallika	Y. Pravallika
26.	2033028	Y. Venkata Ramani	Y. Venkata Ramani
27.	2033029	Y. Sri Devi	Y. Sri Devi

V. re - d

M. S. J. Das

DEPARTMENT OF ZOOLOGY

DEPARTMENT OF ZOOLOGY

A.S.D. GOVT. COLLEGE FOR WOMEN
KAKINADA-2

PRINCIPAL
A.S.D. GOVT. DEGREE COLLEGE (W)
AUTONOMOUS
KAKINADA

SEMESTER -V (paper -7A)

POST-HARVEST TECHNOLOGY OF FISH AND FISHERIES

Course Outcomes: By the completion of the course the graduate should able to -

CO1: Can get the techniques of handling of fish for preservation

CO2: Get the knowledge of fish preservation.

CO3: They should know processing and by-products of fish.

CO4: Get the knowledge of importance of sea weed products.

CO5: They should the importance of sanitation quality assurance and certification for aqua products.

III CBZ (EM)

S.No	Regd No	Name of the student	Signature of the Students
1.	2038001	K. Ramya	K. Ramya
2.	2038002	Ch. Swathi Sree	Ch. Swathi Sree
3.	2038003	G. Vara Lakshmi	G. Vara Lakshmi
4.	2038004	K. Vijaya Durga Bhavana	K. Vijaya Durga Bhavana
5.	2038005	O. Guna Sri	O. Guna Sri
6.	2038006	P. Kavya Varshini	P. Kavya Varshini
7.	2038007	P. Bhargavi	P. Bhargavi
8.	2038008	P. Hima Bindhu	P. Hima Bindhu
9.	2038009	P. Aparna Manogna	P. Aparna Manogna
10.	2038010	S. Yamini	S. Yamini
11.	2038011	B. Teja Sree	B. Teja Sree
12.	2038012	B. Kamala	B. Kamala
13.	2038013	D. Nayva	D. Nayva
14.	2038014	G. Sandhya Rani	G. Sandhya Rani
15.	2038015	Ch. Chinna	Ch. Chinna
16.	2038016	J. Lova Kumari	J. Lova Kumari
17.	2038017	B. Sri Devi	B. Sri Devi
18.	2038018	K. Malleswari	K. Malleswari
19.	2038019	K. Durga Meenakshi	K. Meenakshi
20.	2038020	K. Usha Satya Swaroopa Rani	K. Usha Satya Swaroopa Rani
21.	2038021	P. Manasa	P. Manasa
22.	2038022	P. Devi Sri	P. Devi Sri
23.	2038023	P. Kusuma	P. Kusuma
24.	2038024	P. Naga Lakshmi	P. Naga Lakshmi
25.	2038025	P. Meghana	P. Meghana
26.	2038026	P. Chandini Devi	P. Chandini Devi
27.	2038027	S. Ramya Sree	S. Ramya Sree
28.	2038028	S. Sri Latha Durga	S. Sri Latha Durga
29.	2038029	V. Indhu Priya Dharshini	V. Indhu Priya Dharshini
30.	2038030	V. Anjali	V. Anjali

III CBZ (TM)

S.No	Regd No	Name of the student	Signature of the Students
1.	2033001	B. Venkata Sai Satya	B. Venkata Sai Satya
2.	2033002	K. Divya	K. Divya
3.	2033003	P. Kasturi	P. Kasturi
4.	2033004	Ch. Keerthi	Ch. Keerthi
5.	2033005	Ch. Devi	Ch. Devi
6.	2033006	D. Suseela	D. Suseela
7.	2033007	D. Dhana Tejaswini	D. Dhana Tejaswini
8.	2033008	E. Anusha	E. Anusha
9.	2033009	G. Haneesha	G. Haneesha
10.	2033010	G. Harika	G. Harika
11.	2033011	G. Durga Naga Bhanumathi	G. Durga Naga Bhanumathi
12.	2033012	K. Satya Sai Lakshmi	K. Sai Lakshmi
13.	2033012	K. Veera Suneetha	K. Veera Suneetha
14.	2033013	K. Ramya	K. Ramya
15.	2033014	K. Dhana Sravani	K. Dhana Sravani
16.	2033015	K. Veera Venkata Satya Veni	K. Veera Venkata Satya Veni
17.	2033016	M. Tejaswini	M. Tejaswini
18.	2033017	M. Sri Lekha	M. Sri Lekha
19.	2033018	N. Jyothi	N. Jyothi
20.	2033019	N. Asha	N. Asha
21.	2033022	P. Smylee	P. Smylee
22.	2033023	R. Uma Satya Tejaswini	R. Uma Satya Tejaswini
23.	2033024	R. Renuka	R. Renuka
24.	2033025	S. Subba Lakshmi	S. Subba Lakshmi
25.	2033027	Y. Pravallika	Y. Pravallika
26.	2033028	Y. Venkata Ramani	Y. Venkata Ramani
27.	2033029	Y. Sri Devi	Y. Sri Devi

V. N. O.

PRINCIPAL
A.S.D. GOVT. DEGREE COLLEGE (W)
AUTONOMOUS
KARNATAKA

M. S. S. S.

DEPARTMENT OF ZOOLOGY
GOVT. COLLEGE FOR WOMEN
KARNATAKA-2

SEMESTER -V (paper -6B)

Course Outcomes: By the completion of the course the graduate should able to –

CO1: Can understands the basic features of dairy animals / breeds.

CO2: Can analyse the reproductive system of dairy animals.

CO3: Acquire the technical skills of breeding mechanism.

CO4: Apply the knowledge of traits & methods of selection of dairy animals.

CO5: Can differentiate breeding techniques of dairy farm.

S.No	Regd No	Name of the student	Signature of the Student
1.	2036001	D. Neelima	D. Neelima
2.	2036002	D. Sony	D. Sony
3.	2036003	K. Gnana Nageswari	K. Gnana Nageswari
4.	2036004	S.Hema Durga Devi	S. Hema Durga Devi
5.	2036005	S. Pavani	S. Pavani
6.	2036007	D. Pujitha	D. Pujitha
7	2036008	G. Satya Veni	G. satya veni
8	2036009	G. Krishna Veni	G. Krishna Veni
9	2036010	G. Swathi	G. Swathi
10	2036011	K. Lakshmi Kumari	K. Lakshmi Kumari
11	2036012	K. Kusuma	K. Kusuma
12	2036013	K. Kavya Sri	K. Kavya Sri
13	2036014	M. Priya	M. Priya
14	2036015	M. Suvama Latha	M. Suvama Latha
15	2036016	P. Sandhya Rani	P. Sandhya Rani
16	2036017	P. Chunalika	P. chunalika
17	2036018	P. Sai Lakshmi	P. Sai Lakshmi
18	2036019	P. Anitha	P. Anitha

V. n. a.
PRINCIPAL

A.S.D.GOV.T.DEGREE COLLEGE (W)
AUTONOMOUS
KAKINADA

M. J. D. S.
LECTURER-IN-CHARGE,

DEPARTMENT OF ZOOLOGY
A.S.D. GOVT. COLLEGE FOR WOMEN
KAKINADA-2

SEMESTER -V (paper -7B)

Course Outcomes: By the completion of the course the graduate should able to -

CO1: Can understand and apply the knowledge of systems of farming.


CO2: Can acquire the skill of management of dairy animals and apply the same.

CO3: Can understand the skills of pasteurisation & sterilization methods.

CO4: Can able to produce dairy products by that get employability.

CO5: Can acquire the skills of separation techniques of cream from milk

S.No	Regd No	Name of the student	Signature of the Student
1.	2036001	D. Neelima	D. neelima
2.	2036002	D. Sony	D. Sony
3.	2036003	K. Gnana Nageswari	K. Gnana Nageswari
4.	2036004	S.Hema Durga Devi	S. Hema Durga Devi
5.	2036005	S. Pavani	S. Pavani
6.	2036007	D. Pujitha	D. Pujitha
7.	2036008	G. Satya Veni	G. satya veni
8.	2036009	G. Krishna Veni	G. Krishna veni
9.	2036010	G. Swathi	G. Swathi
10.	2036011	K. Lakshmi Kumari	K. Kumari
11.	2036012	K. Kusuma	K. Kusuma
12.	2036013	K. Kavya Sri	K. Kavya Sri
13.	2036014	M. Priya	M. Priya
14.	2036015	M. Suvarna Latha	M. suvarna latha
15.	2036016	P. Sandhya Rani	P. Sandhya Rani
16.	2036017	P. Chunalika	P. chunalika
17.	2036018	P. Sai Lakshmi	P. Sai Lakshmi
18.	2036019	P. Anitha	P. Anitha


PRINCIPAL
A.S.D.GOV'T.DEGREE COLLEGE (W)
AUTONOMOUS
KAKINADA


HEAD OF DEPARTMENT
DEPARTMENT OF ZOOLOGY
GOV'T. COLLEGE FOR WOMEN
KAKINADA-2

ASD GOVT. DEGREE COLLEGE FOR WOMEN (A), KAKINADA.

DEPARTMENT OF ZOOLOGY & AQUACULTURE TECHNOLOGY [2022-2023]

B.Sc: CZAqT

Program Outcomes (POs):

The Learning Outcomes of the programme could be in consonance with the Bloom's Taxonomy, which includes –

1. Remember (Lower order)
2. Understand (Lower Order)
3. Apply (Lower Order)
4. Analyze (Higher Order)
5. Evaluate & Problem Solving (Higher Order)
6. Create (Higher Order)

PO1: Effective communication

To communicate scientific ideas and attract more opportunities and also to enhance problem solving, Negotiation skills and productivity skills

PO2: Effective Citizenship

To develop individual behavior and influence Society and social structure, work with a sense of responsibility towards social awareness, follow the Ethical Standards in the society and to demonstrate and discuss the ethical Conduct in Scientific activities

PO3: Environment & Sustainability

To understand the impact of Science in Societal & Environmental Contexts and to apply the Knowledge gained for attaining Sustainable Development

PO 4: Critical thinking

To Interpret, Evaluate and analyze the facts while solving problems and making decisions

PO 5: Higher Progression

To apply Knowledge and skills acquired in progressing towards Higher education

PO 6: Employability Skills

To create potential work force by imparting the skill based Education required to achieve Employment

COURSE OUTCOMES (COs)

SEMESTER-I

BASIC PRINCIPLES OF AQUACULTURE

CO1: Understand and analyze the different aquaculture systems

CO2: Understand the pond eco system and nutrient cycles.

CO3: Acquire the knowledge on functional classification of ponds.

CO4: Understand and analyze lay out and construction of fish pond.

CO5: Acquire the knowledge on need of fertilizers and manures for pond and Physico-chemical conditions of pond

S.No	Regd No	Name of the student	Signature of the student
1.	2236001	Ch.Anitha Raj	Ch. Anitha Raj
2.	2236002	Ch.Sri Valli	Ch. Sri Valli
3.	2236003	Ch.Pushpa	Ch. Pushpa
4.	2236004	K. Lakshmi Pallavi	K. Lakshmi Pallavi
5.	2236005	K. Aswini	K. Aswini
6.	2236006	P.Bhuvanewari	P. Bhuvanewari
7.	2236007	P.Hema Latha	P. Hema Latha
8	2236009	S. Sharon	S. Sharon
9	2236011	K. Bala Ranjani	K. Bala Ranjani
10	2236012	R. Deevana Kumari	R. Deevana Kumari
11	2236013	S. Prema vani	S. Prema Vani
12	2236014	V. Munesawri	V. Munesawri
13	2236015	V. Sudha Rani	V. Sudha Rani
14	2236016	V. Katyayini	V. Katyayini

MW 2020

SEMESTER-II

BIOLOGY OF FIN FISH & SHELLFISH

CO1: Understand the general characters, classification and commercial importance of cultivable fin and shell fish.

CO2: Acquire the knowledge on feeding habits and factors effecting growth in fish

CO3: Understand the breeding in fin fish and shell fish.

CO4: Acquire the knowledge on parental care in fish and embryonic and larval development of fin fish and shell fish.

CO5: Understand the different endocrine hormones

S.No	Regd No	Name of the student	Signature of the student
1.	2236001	Ch.Anitha Raj	Ch. Anitha Raj
2.	2236002	Ch.Sri Valli	Ch. Sri Valli
3.	2236003	Ch.Pushpa	Ch. Pushpa
4.	2236004	K.Lakshmi Pallavi	K. Lakshmi Pallavi
5.	2236005	K.Aswini	K. Aswini
6.	2236006	P.Bhuvaneswari	P. Bhuvaneswari
7.	2236007	P.Hema Latha	P. Hema Latha
8	2236009	S.Sharon	S. Sharon
9	2236011	K.Bala Ranjani	K. Bala Ranjani
10	2236012	R.Deevena Kumari	R. Deevana Kumari
11	2236013	S.Prema vani	S. Prema Vani
12	2236014	V. Munesawri	V. Munesawri
13	2236015	V. Sudha Rani	V. Sudharani
14	2236016	V. Katyayini	V. Katyayini

M. S. Subbiah

SEMESTER-III

FISH NUTRITION & FEED TECHNOLOGY

CO1: Students can understand the nutritional requirements of cultivable fish.

CO2: Create the knowledge in feed preparation and feeding habits.

CO3: Students are able to evaluate fish feed manufacture and storage.

CO4: Students analyze the estimation of protein content in aquaculture feeds.

S.No	Regd No	Name of the student	Signature of the Student
1.	2136001	Gedala Yamini	G. Yamini
2.	2136002	Mohammed Rizwana	Hd. Rizwana
3.	2136003	Mortha Angel Suguna	M. Angel Suguna
4.	2136004	Mosali Estheru Rani	M. Estheru Rani
5.	2136005	Adigarla Satyaveni	A. Satyaveni
6.	2136006	Akula Bhavya Veera Deepika	A. B. V Deepika
7.	2136007	Bandi Vinodini	B. Vinodini
8.	2136008	Beera Usha Vani	B. Usha Vani
9.	2136009	Chodipilli Indrajya	B. Usha Vani
10.	2136010	Dangeti .Deepika	D. Deepika
11.	2136011	Elipe Madhusree	E. Madhusree
12.	2136012	Gudaparthi Durga Bhavani	G. Durga Bhavani
13.	2136013	Gurrapu Ramya	G. Ramya
14.	2136014	Jeeredy Durga Bhavani	J. Durga Bhavani
15.	2136015	Kakadi Rishitha	K. Rishitha
16.	2136016	Kunche Mercy Rani	K. Mercy Rani
17.	2136017	Lalam Nagalaxmi	L. Nagalaxmi
18.	2136018	Lanke Venkata Keerthi	L. Venkata Keerthi
19.	2136019	Madiki Reshmadevi	M. Reshma Devi
20.	2136021	Masa Nandini	M. Reshmadevi
21.	2136022	Mummidi Chakra Devi	M. Chakra Devi
22.	2136023	Narala Sravani Sandhya	N. Sravani Sandhya
23.	2136024	Pandru Syamalatha	P. Syamalatha
24.	2136025	Polinati Divya Jyothika	P. Divya Jyothika
25.	2136026	Ponugupati Teja Sree	P. Teja Sree
26.	2136027	Surla Seethadevi	S. Seethadevi

M. S. Sree

SEMESTER-III

FISH NUTRITION & FEED TECHNOLOGY

CO1: Students can understand the nutritional requirements of cultivable fish.

CO2: Create the knowledge in feed preparation and feeding habits.

CO3: Students are able to evaluate fish feed manufacture and storage.

CO4: Students analyze the estimation of protein content in aquaculture feeds.

S.No	Regd No	Name of the student	Signature of the Student
1.	2136001	Gedala Yamini	G. Yamini
2.	2136002	Mohammed Rizwana	Hd. Rizwana
3.	2136003	Mortha Angel Suguna	M. Angel Suguna
4.	2136004	Mosali Estheru Rani	M. Estheru Rani
5.	2136005	Adigarla Satyaveni	A. Satyaveni
6.	2136006	Akula Bhavya Veera Deepika	A. B. V. Deepika
7.	2136007	Bandi Vinodini	B. Vinodini
8.	2136008	Beera Usha Vani	B. Ushavani
9.	2136009	Chodipilli Indraja	B. Usha Vani
10.	2136010	Dangeti .Deepika	D. Deepika
11.	2136011	Elipe Madhusree	Elipe. madhusree
12.	2136012	Gudaparthi Durga Bhavani	G. Durga Bhavani
13.	2136013	Gurrapu Ramya	G. Ramya
14.	2136014	Jeeredy Durga Bhavani	J. Durga Bhavani
15.	2136015	Kakadi Rishitha	K. Rishitha
16.	2136016	Kunche Mercy Rani	K. Mercy Rani
17.	2136017	Lalam Nagalaxmi	L. Nagalaxmi
18.	2136018	Lanke Venkata Keerthi	L. Venkata Keerthi
19.	2136019	Madiki Reshmadevi	M. Reshma Devi
20.	2136021	Masa Nandini	M. Reshmadevi
21.	2136022	Mummidi Chakra Devi	M. Chakra Devi
22.	2136023	Narala Sravani Sandhya	N. Sravani Sandhya
23.	2136024	Pandru Syamalatha	P. Syamalatha
24.	2136025	Polinati Divya Jyothika	P. Divya Jyothika
25.	2136026	Ponugupati Teja Sree	P. Teja Sree
26.	2136027	Surla Seethadevi	S. Seethadevi

M. S. S. S.

SEMESTER-IV_PAPER-IV

FRESH WATER & BRACKISH WATER AQUACULTURE

CO1: Students can understand the present status of freshwater aquaculture and their role in world economy and food production.

CO2: Create knowledge in life history stages of freshwater fish and prawn.

CO3: Students gain analytical and technical knowledge of prawn hatchery technology and brackish water species.

CO4: They evaluate the carp and prawn culture and composite fish culture systems.

S.No	Regd No	Name of the student	Signature of the Student
1.	2136001	Gedala Yamini	G. Yamini
2.	2136002	Mohammed Rizwana	Md. Rizwana
3.	2136003	Mortha Angel Suguna	M. Angel Suguna
4.	2136004	Mosali Estheru Rani	M. Estheru Rani
5.	2136005	Adigarla Satyaveni	A. Satyaveni
6.	2136006	Akula Bhavya Veera Deepika	A.B.V Deepika
7.	2136007	Bandi Vinodini	B. Vinodini
8.	2136008	Beera Usha Vani	B. Usha Vani
9.	2136009	Chodipilli Indraj	Ch. Indraj
10.	2136011	Elipe Madhusree	E. Madhusree
11.	2136012	Gudaparthi Durga Bhavani	G. Durga Bhavani
12.	2136013	Gurrapu Ramya	G. Ramya
13.	2136014	Jeeredy Durga Bhavani	J. Durga Bhavani
14.	2136015	Kakadi Rishitha	K. Rishitha
15.	2136016	Kunche Mercy Rani	K. Mercy Rani
16.	2136017	Lalam Nagalaxmi	L. Nagalaxmi
17.	2136018	Lanke Venkata Keerthi	L. Venkata Keerthi
18.	2136019	Madiki Reshmadevi	M. Reshma Devi
19.	2136021	Masa Nandini	M. nandini
20.	2136022	Mummidi Chakra Devi	M. chakra Devi
21.	2136023	Narala Sravani Sandhya	N. Sravani sandhya
22.	2136024	Pandru Syamalatha	P. Syamalatha
23.	2136025	Polinati Divya Jyothika	P. Divya jyothika
24.	2136026	Ponugupati Teja Sree	P. Teja Sree
25.	2136027	Surla Seethadevi	S. Seethadevi

MW 200000

SEMESTER-IV PAPER-V

FISH HEALTH MANGEMENT & FISHERIES ECONOMICS

CO1: To understand the diseases of fin fish

CO2 To understand the diseases of shell fish.

CO3 To understand the fish health management strategies.

CO4 To understand the different fisheries economic policies.

CO5: To understand the various schemes for the welfare of fishermen community

S.No	Regd No	Name of the student	Signature of the Student
1.	2136001	Gedala Yamini	G. Yamini
2.	2136002	Mohammed Rizwana	Md. Rizwana
3.	2136003	Mortha Angel Suguna	Mortha Angel Suguna
4.	2136004	Mosali Estheru Rani	M. Estheru Rani
5.	2136005	Adigarla Satyaveni	A. Satyaveni
6.	2136006	Akula Bhavya Veera Deepika	A. B. V. Deepika
7.	2136007	Bandi Vinodini	B. Vinodini
8.	2136008	Beera Usha Vani	B. Usha Vani
9.	2136009	Chodipilli Indrāja	Ch. Indrāja
10.	2136011	Elipe Madhusree	E. Madhusree
11.	2136012	Gudaparthi Durga Bhavani	Gudaparthi Durga Bhavani
12.	2136013	Gurrapu Ramya	Gurrapu Ramya
13.	2136014	Jeeredy Durga Bhavani	J. Durga Bhavani
14.	2136015	Kakadi Rishitha	K. Rishitha
15.	2136016	Kunche Mercy Rani	K. Mercy Rani
16.	2136017	Lalam Nagalaxmi	Lalam Nagalaxmi
17.	2136018	Lanke Venkata Keerthi	L. Venkata Keerthi
18.	2136019	Madiki Reshmadevi	M. Reshma Devi
19.	2136021	Masa Nandini	M. Nandini
20.	2136022	Mummidi Chakra Devi	M. Chakra Devi
21.	2136023	Narala Sravani Sandhya	N. Sravani Sandhya
22.	2136024	Pandru Syamalatha	P. Syamalatha
23.	2136025	Polinati Divya Jyothika	P. Divya Jyothika
24.	2136026	Ponugupati Teja Sree	P. Teja Sree
25.	2136027	Surla Seethadevi	S. Seetha Devi

M. S. Suresh

SEMESTER-V

SOIL AND WATER QUALITY MANAGEMENT (Paper – 6A)

CO1: Can understand the essentialities of soil parameters for Aquaculture practices

CO2: Can understand and apply the knowledge of water parameters in pond management.

CO3: Can apply the technical skills of preparation of pond.

CO4: Can acquire the knowledge of recent trends in aquaculture practices.

CO5: Can analyse and apply the technical skills of testing of soil and water in pond management

S.No	Regd No	Name of the student	Signature of the Student
1.	2036001	D. Neelima	D. Neelima
2.	2036002	D. Sony	D. Sony
3.	2036003	K. Gnana Nageswari	S. Hema Durga Devi
4.	2036004	S.Hema Durga Devi	S. Hema durga Devi
5.	2036005	S. Pavani	S. Pavani
6.	2036007	D. Pujitha	D. Pujitha
7.	2036008	G. Satya Veni	G. Satyaveni
8.	2036009	G. Krishna Veni	G. Krishna Veni
9.	2036010	G. Swathi	G. Swathi
10.	2036011	K. Lakshmi Kumari	K. Lakshmi Kumari
11.	2036012	K. Kusuma	K. Kusuma
12.	2036013	K. Kavya Sri	K. Kavya Sri
13.	2036014	M. Priya	M. Priya
14.	2036015	M. Suvarna Latha	M. Suvarna Latha
15.	2036016	P. Sandhya Rani	P. Sandhya Rani
16.	2036017	P. Chunalika	P. Chunalika
17.	2036018	P. Sai Lakshmi	P. Sai Lakshmi
18.	2036019	P. Anitha	P. Anitha

M. S. S. S.

SEMESTER-V

ORNAMENTAL FISH CULTURE: (Paper-7A)

CO1: Can acquire the knowledge of basics of ornamental fish culture.

CO2: Can identify the different varieties of ornamental fishes used in aquarium.

CO3: Can acquire the skills of aquarium management.

CO4: Can get the knowledge of breeding of ornamental fishes.

CO5: Can get the skills of aquarium fish and plant production commercially.

S.No	Regd No	Name of the student	Signature of the Student
1.	2036001	D. Neelima	D. Neelima
2.	2036002	D. Sony	D. Sony
3.	2036003	K. Gnana Nageswari	K. Gnana Nageswari
4.	2036004	S.Hema Durga Devi	S. Hema Durga Devi
5.	2036005	S. Pavani	S. Pavani
6.	2036007	D. Pujitha	D. Pujitha
7.	2036008	G. Satya Veni	G. Satya Veni
8.	2036009	G. Krishna Veni	G. Krishna Veni
9.	2036010	G. Swathi	G. Swathi
10.	2036011	K. Lakshmi Kumari	K. Lakshmi Kumari
11.	2036012	K. Kusuma	K. Kusuma
12.	2036013	K. Kavya Sri	K. Kavya Sri
13.	2036014	M. Priya	M. Priya
14.	2036015	M. Suvarna Latha	M. Suvarna Latha
15.	2036016	P. Sandhya Rani	P. Sandhya Rani
16.	2036017	P. Chunalika	P. Chunalika
17.	2036018	P. Sai Lakshmi	P. Sai Lakshmi
18.	2036019	P. Anitha	P. Anitha

M. S. S. S.

V. S. S.

PRINCIPAL
A.S.D. GOVT. DEGREE COLLEGE (W)
AUTONOMOUS
KAK

DEPARTMENT OF BIOLOGY
A.S.D. GOVT. COLLEGE FOR WOMEN
KAKINADA-2