

A.S.D. GOVT. DEGREE COLLEGE FOR WOMEN (A)
KAKINADA, EAST GODAVARI, A.P.



DEPARTMENT OF ENGLISH

BRIDGE COURSE

25-11-2021 to 07-12-2021

For all UG 1st Years

Academic Year - 2021-22

Bridge Courses

A Bridge Course in English for newly admitted students is conducted every year before the commencement of the first semester classes by the Department of English. The main objective of the course is to bridge the gap between subjects studied at Higher Secondary level and subjects they would be studying in Graduation. The syllabus for the course is framed in such a way that they get basic knowledge on the subjects that they would be learning through graduation. This two-week student enhancement and development programme is devised for overall grooming and enhancement of the students' fraternity with a special punctuation for students from rural and semirural community.

Objectives

- To bridge the gap between school and collegiate education to meet the students communicative requirements
- To prepare the students for a classroom atmosphere in which English is the medium of instruction.
- To help the students acquire the basic LSRW skills.

Methodology

A Curriculum is framed separately in each of the subjects, for Bridge Course in English. During the first week after the commencement of the classes, the bridge course curriculum is delivered to the students in various disciplines. A post bridge course test is conducted after the completion of bridge course syllabus to assess the ability of student's suggestions is given to students for improvisation.

Syllabus for Bridge Course

- Basic English Grammar
- Word building and their usage
- Idioms and phrases
- Sentence formation and transformation
- Listening and speaking skills mainly concentrating on conversation
- Interview skills
- Developing listening, reading, writing and speaking skills
- Comprehension
- Precise writing, paragraph and report writing

- Public speaking, group discussion, debate, declamation contest and extempore speech
- Profile writing
- Resume preparation
- How to use the dictionary?
- How to read the news paper?

Outcome

After the completion of the Bridge Course in English, there was a significant progress in the Listening, Speaking, Reading and Writing skills of the students. Students who had tremendous stage fear were able to overcome it and speak fluently in English. They could easily take part in Group Discussions and exhibit their views in English. Students who had Telugu as the medium of instruction at the school level gained confidence to speak and write in English.

Instructions for teachers and facilitators

As we all are very well aware about the fact that owing to the outbreak of Covid-19 virus and pandemic, the schools were formally almost closed during the last two academic year and the actual classroom teaching and learning could not take place. In the current academic year, however, schools will restart regularly. During the last academic year, various efforts had been made by the state government to impart education to the students through both online and offline modes.

It has been decided to give the available bridge course to the students in a restructured form before the start of the academic year 2021-22.

The following are the detailed instructions for teachers and facilitators in this regard.

1. The bridge course in the restructured format has a total duration of **10 days**..
2. This restructured and reorganized Bridge Course includes component and sub-component wise worksheets. The worksheets have been prepared keeping in view the study findings.
3. The structure of Bridge Course worksheet in restructured form is as follows

1 - Title of the unit,

2 - Learning Outcome- Exactly what the student is going to learn.3 - Learning Activities / Learning Experience

4 - The Solved Activities

5 - Some Examples for Practice, Few questions / activities / exercises to be given to see that students understand the concept or not.

6 - For a better and stronger understanding of the concept Complementary and parallel activities

4. This course will be very important for the students to understand exactly what they have learned in the previous academic year, to test it and for the students to understand the curriculum for the next class.
5. Teachers should make every student to learn and study this Bridge course as per day wise plan.
6. Pay attention to the fact that the student will solve each task in a given worksheet on their own, help the students wherever necessary.

Best wishes to all the children for the successful completion of this Bridge Course!

Instructions for Students

Dear students, due to pandemic, for the last two academic years you continued your learning and education through online and in various digital modes. This Revised Bridge Course has been prepared for you with the objective of reviewing the previous year's syllabus at the beginning of the present academic year and helping you to prepare for the current year's syllabus.

1. The bridge course lasts for a total of 10 days.
2. The bridge course will help you to understand exactly what you have learned in the previous academic year and to understand the important concepts of the syllabus for the next class.
3. This bridge course should be studied on a day-to-day basis.
4. It consists of day-to-day worksheets. You are expected to solve the worksheet on your own as per the given plan.
5. Seek the help of a teacher, parent or siblings wherever required for solving the worksheet.
6. Seek the help of teachers, parents or siblings to understand the part that is not understood or seems difficult.

Best wishes to you all for the successful completion of this Bridge Course!

LIST OF FACULTY

Dr.P.Sanjotha, Lecturer in English

Ms.Y.Swarna Sri, Lecturer in English

Dr.P.Santhi, Lecturer in English

A.S.D.GOVERNMENT DEGREE COLLEGE FOR WOMEN (AUTONOMOUS)
DEPARTMENT OF ENGLISH
2021-22 BRIDGE COURSE
QUESTION PAPER (PRE TEST)

Max.Marks: 20

Time: 30Min

Name of the Student:

Group:

I. Read the given paragraph carefully and answer the questions that follow: 5x1=5M

Bees are special insects because they can fly! They can move through the air like an airplane with their wings. They use their wings to fly fast or slow. They can fly up and down to get to the flowers! Bees can have three colors. They can be yellow, red, and orange. Bees have three main parts. They have a head. They have a body and a stinger which is used to defend against enemies. They also have six legs which are used to stand, climb, eat and collect pollen. Bees live in Africa, Australia, Asia, Europe, North America, South America. The only continent that bees do not live on is Antarctica!

- a. Why do bees need to fly?
- b. What are the main parts of a bee?
- c. How is the stinger useful to bees?
- d. Name the continent where the bees are not found
- e. What is the antonym for the word slow.

II. Read the given paragraph carefully and answer the questions that follow: 5x1=5M

The human skeletal system is a structure made up of bones. It's very strong. The quality of the skeletal system helps determine the age of children. Some experts also believe that the more good quality nutrition goes into the body of the children, the stronger the skeletal system becomes. The age of children is also determined by counting their teeth. This process is mostly used at the places where sporting events are held. By counting their teeth, experts easily find out their age and get the children to compete with children of the same age. It means that to determine the age of children, you can examine their skeletal system, count their teeth or count the years, months, and days chronologically. The most common way to determine the age of children is to count the years, months, and days chronologically.

Questions –

1. The human skeletal system is ()

(a) Flexible (b) Strong (c) Very firm (d) Normal

2. What do the experts believe? ()

- (a) They believe that the skeletal system is strengthened by functioning.
- (b) They believe that sports strengthen the skeletal system.
- (c) They believe that if the mental and physical strength is fine, the skeletal system will be stronger.
- (d) They believe that the more good quality nutrition goes into the body of the children, the stronger the skeletal system becomes.

3. How many ways are there to determine the age of children? ()

(a) Two (b) One (c) Three (d) None of the above

4. How do experts find out the age of children during sporting events? ()

- (a) By counting their teeth
- (b) By checking their mental strength
- (c) By examining their skeletal system
- (d) By checking their physical strength

5. What is the most common way to determine the age of children? ()

- (a) By counting their teeth
- (b) By counting the years, months, and days chronologically.
- (c) By examining their skeletal system
- (d) By checking their physical strength

III. Write the opposite word for the given word 2X1=2 Marks

1. lost 2. Grow

IV. Re arrange the following jumbled sentences into a meaningful sentence 3X=3Marks

1. help/minerals/growth/the/body/of/in/the
2. tigers / natural / it / home /is / for / a /protected
3. is/it/game/cheap/very/a

V. Write a proper article

- 1. Sheldon is ___ honest man.
- 2. King Arthur was ___ just king.
- 3. ___ lion let go of ___ mouse.
- 4. I have fixed ___ appointment with ___ doctor.

Activity No.:1 Day :1

Title: Predict the next part of the narration, conversation, description Learning

Outcome/Competency / LO statement:

- 1 Predict the next part of the narration, conversation, description.
2. By the end of the lesson students will have practiced the guessing skill

Learning Activity :

Step 1

Teacher : Can you guess what are you going to learn

today? Student : (.....)

Teacher : Glance through the sentences written on board quickly and

try again. Student : (We are going to learn as how to guess missing word in sentence.)

Step 2

Students read the sentences silently and copy them in their notebooks.

Board Don't tell, Let me _____

1) I see doctor visiting my neighbour's house. Somebody must be _____

2) The clouds are gathering in the sky. It might _____ in the evening.

3) Road is wet road and slippery. Walk carefully or you may _____ down.

4) The sun rises in _

5) Lockdown in my district is lifted up. When will school _____?

6) Vegetables are excellent source _____ vitamins.

7) Microscopes make small things appear larger than _____.

8) An apple a day keeps _____ away.

9) The pineapple, a fruit _____ in tropical climates throughout the world, is native to parts of South America.

10) What's wrong with you? You look _____.

(Ans : Title : guess 1) ill, 2) rain, 3) fall, 4) the East, 5) reopen / start,

6) of, 7) they are, 8) doctor, 9) grows, 10) worried / sad.)

·Teacher asks students to guess and fill the correct word in the blank.

Students are given enough time to complete the task.

·Teacher elicits word for each sentence one by one.

·Teacher provides some clues to lead the students to the correct answer.
Solved Activity:

Game Time :

Let me guess

Teacher gives demonstration as how to play the game of guessing. Teacher calls two students in front of the class.
Student A writes a sentence with a key word missing in it.

Don't count your chicken before they are _____.

Student B reads the sentence and guesses the next word. He fills the blank.

Don't count your chicken before they are hatched

Now swapping the roles. Student B writes the sentence.

Action speaks louder than _____.

Student A reads the sentence and guesses the next word. He fills the blank.

Action speaks louder than words.

Practice:

Teacher asks students to work in pairs and play this game.

Teacher suggests students to use proverbs and collocation for the purpose. Students work in pairs and play the game.

Teacher helps students when students are in doubt.

Extension Activity/ Parallel Activity / Reinforcement :

- Choose any short story of your choice.
- Rewrite the story removing key words from it.
- Present the story to your class.

Let your classmates guess/ predict the missing key words.

Activity No.:2 Day :2

Title :Predict the next part of the narration, conversation, description

Learning Outcome/Competency / LO statement :

1. Predict the next part of the narration, conversation, description.
2. By the end of the lesson students will have practised the guessing skill

Learning Activity:

- 1) Teacher shows newspaper cutting to the class and reads headline of the news item aloud.
- 2) Teacher asks students to guess and tell what information they are likely to get after reading the whole news item.
- 3) Teacher encourages students to make their prediction like : type of information, type of text, the use of tenses, vocabulary etc, for the news item.
- 4) Teacher asks students to write down their predictions for the news item in their notebook.
- 5) Teacher asks students to listen the news attentively and check if their predictions are correct.
- 6) Teacher calls one of the students and asks him/her to read the news aloud with proper pauses to the class.
- 7) Student reads the news slowly but loudly to the whole class.
- 8) While listening other students check if their predictions are correct.
- 9) After the listening activity students share their predictions.
- 10) Students also share how they guess correctly to the class

Solved Activity/ Demo:

Predicting language:

- 1) Form small groups of students.
- 2) Provide each group pieces of paper containing selected word/ words.
- 3) Put the words face of pieces of paper down in a pile on their table.

4) One student in the group takes one of the pieces of paper and say something that would be spoken in the context given by the word.

For Example :

If a student picks the word - DOCTOR, he/she can say I will give you these, and you need to take them twice a day before meals.

5) The other students from the group have to guess the word.

6) The fastest student to say it wins a point.

7) Continue with students taking turns to take a piece of paper and make sentence.

* Give students familiar words in pieces of paper.

Practice:

Give students news article which has been cut into sections. Ask them to work in pair and reassemble the article.

Extension Activity:

Gap Fill:

Remove clauses from the text. Students try to put the words in the correct places.

Activity No.:3 Day :3

Title: Summarize a story, conversation, play, informative speech or debate. Learning

Outcome/Competency/LO statement :

2. Summarize a story, conversation, play, informative speech or debate.

Learning Activity:

-Read the given speech and summarize it. Importance of Education in the Life of a Student

Honorable chief guest, headmaster of our school, and my dear friends; today I am going to speak on importance of education in our life.

Education is one of the most important and mandatory elements in the life of a student. It helps the students to do analysis while making important decisions in life. Education is essential for a student because after being educated enough, a student will be able to select a good career option for them. So that they can succeed in life with the help of education. A good career provides the students financial freedom and support along with mental satisfaction. The Education of the students helps

them in improving their communication skills. For instance, their speech, body language, and many other elements present in the communication system. Education helps the students in using the technology in a better way in this era of rapid technological development and transformation.

As we all know that education is the key element of everyone's life today. Education has the value that helps in making people valuable and full of knowledge. Education is necessary for the growth of life for everyone. It has the same value for everyone equally. Everyone is having the right to learn. Without education, life can become so difficult and hard to survive. Thus, education plays vital role in our life.

Thank you

Solved Activity:

Importance of sports

Honorable chief guest, headmaster of our school, and my dear friends; today I am going to speak on importance of sports. If you observe some people, then you will notice that human life is a series of tension and problems. Also, they have a variety of concerns relating to their life. Sport is something that makes us free from these troubles, concerns, and tensions. Moreover, they are an essential part of life who believe in life are able to face the problems. They help in the proper operation of various organs of the body. Furthermore, they refresh our mind, and the body feels re-energized.

It also makes muscle strong and keep them in good shape. In schools and colleges, they consider sports as an important part of education. Also, they organize sports competitions of different kinds. In schools, they organize annual sports events. And on a daily basis, they have a specific period for sports and games. In this period teachers teach them the ways to play different sports and games. These sports and games teach students new things, and they have a bond with them. In addition, sports help them develop self-confidence and courage. Also, they become active and swift. And success fills them with motivation and eagerness. In this way games are very importance on our life.

Thank you.

Summarizing-

Sports are very important in our life. It makes us healthy and fit. It keeps away any diseases and ailments. We can also choose sports as our career. It makes us tension free. It helps to develop our confidence. It makes our muscles strong. Sports make our life happy.

Practice:

Write speech on given topics and summarize it.

1. My favorite sport person
2. Nature is best teacher
3. Save water save earth

Extension Activity/Parallel Activity/Reinforcement:

Collect various speeches from internet and summarize it.

Activity No.4

Day :4

Title: Explain a concept and problem.

Competency / Learning Outcome statement 6 :Explain a concept andproblem.

Learning Activity:

STRUCTURE; wh word + hp verb + m + M verb + S + Rp ?

Who?	<p>Who is that boy? My brother Tom</p>
When?	<p>When is the party? On Friday at 2 o'clock</p>
What?	<p>What is on the table? There is a pencil.</p>
Why?	<p>Why are you late? Because I missed my bus.</p>
Where?	<p>Where is your book? It is in the bag.</p>
Which?	<p>Which is your apple? The green one.</p>

Activity 1

Activity 2

Ask Me Two Questions!

Guess what? I just got a puppy!

1. _____
2. _____

I am so tired after everything I did today.

1. _____
2. _____

Marcus is in the hospital.

1. _____
2. _____

My dad is in California this week.

1. _____
2. _____

My sister didn't go to school today.

1. _____
2. _____

I didn't get what I wanted for Christmas.

1. _____
2. _____

My birthday is next week!

1. _____
2. _____


Solved Activity/ Demo:

The teacher will ask the students to come out with questions with wh words by giving them hints.

Practice: Similar activities will be given.

1, Match the following 2. Fill in the blanks 3. Framing the questions.

Example:



Extension Activity/ Parallel Activity

Teacher will ask the students to make a list of wh words and construct questions with it.

Activity No:05

Day :05

Title: Explain a concept and problem.

Competency / Learning Outcome statement 6:Explain a concept and problem.

Learning Activity:

ACTIVITY 1:

Complete the following

questions1, Who..... ?

2, Where.....?

1. What.....?

2. Why..... ?

3. When..... ?

ACTIVITY 2: Frame 5 questions related to the advertisement given below.



Activity 3: Write 5 questions to be asked on the passage give below.

Once upon a time, in a desert far away, there was a rose who was so proud of her beautiful looks. Her only complaint was growing next to an ugly cactus.

Every day, the beautiful rose would insult and mock the cactus on his looks, all while the cactus remained quiet. All the other plants nearby tried to make the rose see sense, but she was too swayed by her own looks.

One scorching summer, the desert became dry, and there was no water left for the plants. The rose quickly began to wilt. Her beautiful petals dried up, losing their lush color.

Solved Activity/ Demo:

The teacher will give a short paragraph and ask the students to frame wh questions on the content.

Practice:

1. Two more advertisements are given. Try to frame 5 questions on each advertisement



Activity No.:6 Day :06

Title : Communicate pleasure, appreciation and support politely. **Competency / LO statement 7:** Communicate pleasure, appreciation and support politely.

Learning Activity

Read the following dialogue carefully and do the activities

Teacher: Hello dear, why are you so serious?

Student: Teacher, because of this pandemic

situation. Teacher : What happened?

Student : I am worried about my 10th std.

Teacher : Don't worry , I will clear everything through online education

Student : Ok teacher. But if I have a doubt then?

Teacher : Then you may call me anytime

Student : (Happily) It will be the best solution

teacher Teacher : Ok. Take care

Student: Thanks teacher.

Questions :-

- 1) What type of text is this?
- 2) Why the student is worried?
- 3) Who is supporting the home?

Solved Activity/Demo:

He asks to read the following dialogue carefully and ask to find out the

support. Teacher : Do you study regularly?

Students : Yes Teacher. I do my homework in time.

Teacher : Only homework, what about your actual

study? Student : I don't get sufficient time.

Teacher : Then, you have to prepare your own study time table. It is also called as study planner.

Student : Sir, will you help me to plan

this? Teacher : Sure, I will help you.

Student : Thank you.

Questions

- 1) What do you find in this conversation?

Answer :-I find that teacher is helping to the students about study.

- 1) Who is not getting sufficient time to study?
- 2) Answer:- The student is not getting sufficient time to study.
- 3) What does the teacher ask to prepare?
- 4) Answer:- The teacher asks to prepare study planner.

Practice :

Facilitator gives following dialogue and asks to understand the communicating supportpolitely.

Ram: What's wrong with you?

Sham : I have got less marks.

Ram : Hey! Nothing to worry. Only getting marks is not

important.Sham : Then, what is important?

Ram : You are very good in sports. You see your strength there

Questions

- 1.What do you find in this dialogue?
2. Is it possible communicate lonely?
3. Why is Sham worried?

Extension Activity/Parallel Activity/Reinforcement:

-Complete the following dialogue to find out support and encouragement.

Mahesh : Do your parents scold you?

Satish : _____

Mahesh : How do they encourage when you are in

dismay? Satish : _____

Activity No.:07

Day:07

Title:Read carefully to understand a new concept / idea.

Competency / LO statement 8: Read carefully to understand a newconcept / idea.

Learning Activity:

Read the given passage carefully and write its central idea in a sentence.

Forgiveness is a choice one makes over and over again. It can be a fresh perspective or a healthy distance; like a quiet room with a view onto the world of complexity and conflict. Forgiveness can be a gift to yourself or to others, it may be something you receive, but it can also be a quality that describes a relationship where one must be capable of self-forgiveness in order to forgive others.

Solved Activity / Demo: Read the given passage carefully and write its central idea

Form filling is a skill. It is a functional skill and a life skill. Today, a big amount of data is collected offline and online through forms. From a tedious task to an interesting task, the online tools have made form filling a unique experience. We will see how offline and online forms are filled and what steps are followed and what care is taken while filling the forms.

Central idea- The passage informs about the importance of form filling.

Practice Activity:

Read any passage from the textbook / book/ newspaper and write the central idea in one sentence.

Extension Activity/ Parallel Activity/ Reinforcement:

Read the given passage carefully and write its central idea in a sentence.

Motivation is the process that initiates, guides, and maintains goal-oriented behaviors. ... Motivation involves the biological, emotional, social, and cognitive forces that activate behavior. In everyday usage, the term "motivation" is frequently used to describe why a person does something

Activity No.:08 Day :08

Title : Write correctly.

Learning Outcome 11 :Write correctly. (Avoiding mistakes in spelling, grammar, etc.)

Learning Activity:

Satish is learning in 10th standard. He has to attend the online meetings. One day he couldn't attend the meeting due to network issues. He called his friend Akbar to know about the meeting and wrote some points.

These are the following Notes from the phone call.

1. You (no, know), the meeting was interesting.
2. We learn about (see, sea) life .We are asked (to, too, two) write a note on it.
3. The Governments need to (Censor, Sensor) the tourists on beaches to avoid pollution.
4. The (waist, waste) management is needed in Coastal management.
5. We have (been , bin)motivated to spread the word about it.
6. The (write , right)kind of public awareness is need of time.
7. The (hole , whole)meeting was about outbreak of global warming.
8. We (would , wood) have to take necessary action on it.
9. (There, their)are many articles available on online.
10. We (maid, made)the detailed discussion on it.

Read the above points carefully choose the correct alternative and rewrite them.Help Satish to organize his points neatly.

Solved Activity / Demo:

- 1.You know, the meeting was interesting.
- 2.We learn about sea life .We are asked to write a note on it.

Use these following words carefully in given sentence .One/ Won.

1. Our class has finally ----- that thrilling cricket match. 2.I have sister and two brothers.
Tale/ tail.

1.It has four legs and a ----- . 2.Is a a type of story?

Sail/Sal

1.We can enjoy cheaper purchase if there is -----in that shop. 2.Whothe ships ?

Meat/ meet

1. Weour singing icon after performance. 2. Robin does not eat

By/ Buy

1.Nandini has left her umbrelladoor. 2.Did you...this umbrella?

Extension Activity /Parallel Activity /Reinforcement:

Match the following words properly.

Be-	fare
Fair-	sun
Knead-	our
Son-	need
hour -	bee

Activity No.:09 Day : 09

Title: Letter Writing

Learning Outcome 12 : Write a formal letter in the expected format

Learning Activity:-

1.Formal Letter format

Sender's name,

Address,

Date

.To

Receiver's

address,

Designation,

Company Name,

Address.

Subject

Salutation (Dear Sir, /Madam)

Body of letter

[Write 2-3 paragraphs including the reason behind the letter to keep the letter concise without dragging too much]

Thanking You.

Yours Sincerely

Name

Signature

1.Write an application to the headmaster of your institutions to grand concession infees.

Subject: - Application for concession in

fees.Applicant: -----

Dear Sir,

Thanking you.

Yours Obediently

Solved Activity/Demo:-

Q. Write a letter to your friend Radhey/Rashmi appealing to him/ her to celebrate Diwali festival without crackers and stop air pollution.

Radhey Jadhav,

B/651 Ram Apartments
CA Road,
Nagpur.

17 June, 2021

The Chief Officer
Pollution Control Office
Nagpur

Sub: Campaign for Celebrating Diwali without
crackers.Dear Sir,

This letter is with a humble request to organize an awareness campaign among the general public for celebrating Diwali festival without crackers in order to stop air pollution.

We need to make general public aware that celebrating Diwali without crackers does not ruin the festival of lights. It will actually spare citizens from lethal doses of toxic substances that are not measured in routine pollution checks such as mercury, lead and aluminum.

The Pollution Board needs to conduct a thorough campaigning by displaying the information about the harm caused by fire crackers much more aggressively. Stringent measures are required to be taken by the Board for controlling the burning due to crackers which can only be done by putting a ban on bursting crackers and cautioning people against burning of crackers.

Thanking You.

Yours Faithfully,

RadheyJadhav

Practice:

Q.1 Write a letter of application to the principal requesting him/her to issue a duplicate copy of the leaving certificate. Use the information given below.

Applicant: Riya / RiteshPatil, School: Shri Rajendra High school, Mahal, Nagpur. Class: X, Division: B, Register No.10011,

Reason: Qualified for Abroad Scholarship Examination, have to submit the documents.

Q.2 Complaint letter

Write a complaint letter regarding irregular electric supply in your locality.(Use the following Points)

- A. Duration of the problem
- B. Its Impact
- C. Request to solve the problem

Extension Activity

Write a letter to the Chief Executive Office, municipal corporation, Aurangabad to complain about the inconvenience caused by prolonged road - repair work going on in your area.

Activity No.:10 Day :10


Title : Expressing Thoughts

Learning Outcome/Competency 15: Express one's own thoughts and ideas coherently and effectively.

Learning Activity

“Picture Observation”.

In this activity, you are going to observe a picture and write down the various feelings and emotions of different people. Also, use your ideas to express your feelings



Solved Activity/Demo :


In this picture, I can see many people doing various activities. Some children are playing in the garden. They are very happy. A dog is chasing a boy. He is a very scared one. Some are screaming in anger. Some are joyous and some are frightened. Little ones are enjoying. They love the games.

(Every learner's feelings will vary) .

Practice Activity :

Now look at the picture, observe it and find out various emotions from the picture.

Also Express your views and ideas regarding the pictures.



Extension Activity:

Show the various pictures of feelings and emotions and ask them to identify the mood. Also, ask them to write or speak a single line on every feeling /emotion.

A.S.D.GOVERNMENT DEGREE COLLEGE FOR WOMEN (AUTONOMOUS)
DEPARTMENT OF ENGLISH
2021-22 BRIDGE COURSE
QUESTION PAPER (PRE TEST)

Max.Marks: 30

Time: 1 Hour

Name of the Student:

Group:

SECTION –A READING COMPREHENSION

I.A) Read the given paragraph carefully and answer the questions that follow: 5x1=5M

Evelyn Glennie’s loss of hearing had been gradual. Her mother remembers noticing something was wrong when the eight-year-old Evelyn was waiting to play the piano. ‘They called her name and she didn’t move. I suddenly realized she hadn’t heard,’ says Isabel Glennie. For quite a while Evelyn managed to conceal her growing deafness from friends and teachers. But by the time she was eleven her marks had deteriorated and her headmistress urged her parents to take her to a specialist. It was then discovered that her hearing was severely impaired as a result of gradual nerve damage. They were advised that she should be fitted with hearing aids.

Questions :

- i. At what age was her deafness sighted first?**
- ii. For what her name was called?**
- iii. What was Evelyn’s response when her name was called?**
- iv. When was her deafness confirmed?**
- v. From whom did she try to conceal her deafness?**

I.B) Read the given paragraph carefully and answer the questions that follow: 5x1=5M

If a person suddenly encounters any terrible danger, the change of nature one undergoes is equally great. Sometimes fear numbs our senses. Like animals, one stands still, powerless to move a step in fright or to lift a hand in defense of our lives, and sometimes one is seized with panic, and again, act more like the inferior animals than rational beings. On the other hand, frequently in cases of sudden extreme peril, which cannot be escaped by flight, and must be instantly faced, even the most timid men at once as if by miracle, become possessed of the necessary courage, sharp quick apprehension and swift decision. This is a miracle very common in nature. Man and the inferior animals alike, when confronted with almost certain death ‘gather resolution from despair’ but there can really be

no trace of so debilitating a feeling in the person fighting, or prepared to fight for dear life. At such times the mind is clearer than it has ever been; the nerves are steel, there is nothing felt but a wonderful strength and daring. Looking back at certain perilous moments in my own life, I remember them with a kind of joy, not that there was any joyful excitement then, but because they broadened my horizon, lifted me for a time above myself.

1. The title that best suits the passage would be:- ()

- A. The Will to Fight
- B. The Miracle of Confronting Danger
- C. The Change of Nature
- D. Courage and Panic

2. A man may react to sudden danger in three different ways .What are they? ()

- A. He may flee in panic, or fight back or stand still.
- B. He may be paralyzed with fear, seized with panic or act like an inferior animal.
- C. He may be paralyzed with fear, or seized with panic, or as if by miracle, become possessed of the necessary courage, and face the danger.
- D. He may be paralyzed with fear, run away or fight.

3. What is the meaning of the word debilitating? ()

- A. enfeeble
- B. strengthen
- C. debase
- D. thriving

4. Explain the phrase ‘gather resolution from danger’. ()

- A. Find peace in times of difficulty.
- B. A state of utter hopelessness makes one determined to face the difficulty.
- C. To remain calm and not to lose hope.
- D. To be enthusiastic and brave the odds.

5. The author feels happy in the recollection of dangers faced and overcome because

- A. They brought him a new experience.
- B. They added a new perspective and lifted him above himself for a time.
- C. These experiences boosted his confidence.
- D. He felt elated as he was alive.

SECTION – B GRAMMAR & WRITING

II. Write a letter to the municipal commissioner about the inconvenience of street dogs in your street. 5Marks

III. Find the adverb in the given sentences. 6x1=6Marks

1. He waited patiently for his mother to arrive.
2. The rain fell hard during the storm.
3. He **generously** gave us the money
4. They travelled down the mountainside.
5. I stroked the cat gently.
6. The lake is quite beautiful.

IV. Rewrite the given sentences by using If-not and Unless. 2x1=2M

1. She was ill, she would go to college.
2. You will catch a cold you wear a sweater.

V. Write the synonym for the given word. 2x1=2M

1. Abandon
2. Flawless

VI. Choose the suitable preposition for the given blanks. 5X1=5M

1. My house is _____ the temple. (Besides/ beside)
2. Ravi is good _____ Maths. (In/ At)
3. I am going _____ a bus. (In/ on)
4. He is suffering _____ fever. (With/ From)
5. The dog jumped _____ the river. (into/ in)

VII. Describe the given picture in your own words. 5 Marks



Department Of English**2021-22 Bridge Course Test Marks**

S.NO	Name of the Student	Group	Pre Test Marks	Post Test Marks
1	K.Harsha Priya	B.A	16	24
2	Y.Abhishiktha Shifali	B.A	16	26
3	P.Vyshnavi	B.A	17	25
4	D.Supraja	B.A	16	24
5	K.Ishwarya	B.A	17	27
6	M.Sindhu	B.A	14	27
7	P.Ratna kumari	B.A	15	26
8	S.Saroja	B.A	16	28
9	T.Ganga Bhavani	B.A	17	26
10	Y.Sulochana Rani	B.A	16	27
11	Y.Seetha devi	B.Com	17	28
12	P.Yamuna	B.Com	18	26
13	P.Sravani	B.Com	19	27
14	Jain Ruthiksha	B.Com	16	26
15	Ch.Sirisha	B.Com	17	29
16	Ch.Nagamani	B.Com	18	27
17	R.Rajya Lakshmi	B.Com	16	26
18	B.Bharathi	B.Com	16	28
19	B.Ratna Kumari	B.Com	14	28
20	G.Sravani	B.Com	15	29
21	K.Pavani	B.Com	16	26
22	M.Sailu Bhanu	B.Com	17	26
23	P.Santhi	B.Com	17	27
24	S.Srikanya	B.Com	18	26
25	V.Sai Durga Devi	B.Com	16	27
26	B.Mounica	B.Com	17	26
27	K.Renu Sri	B.Com	17	26
28	M.Pavani Sai	B.Com	17	28
29	P.Navya Sri	B.Com	17	29

30	U.Ramya	B.Com	16	27
31	R.Jogeswari	B.Com C.A	14	26
32	D.Madhu Sri	B.Com C.A	13	27
33	P.Divya	B.Com C.A	15	26
34	P.Bhavani	B.Com C.A	16	27
35	T.Maha lakshmi	B.Com C.A	17	28
36	T.Lakshmi Sravani	B.Com C.A	14	26
37	G.Sai Pavani	B.Com C.A	16	28
38	J.Anu sri	B.Com C.A	15	28
39	K.Lakshmi devi	B.Com C.A	14	26
40	S.Dhana Varshini	B.Com C.A	17	26
41	G.Yamini	B.Com C.A	14	25
42	R.Anusha	B.Com C.A	16	26
43	A.Satya Veni	B.Com C.A	15	26
44	Ch.Indraja	B.Com C.A	17	26
45	L.Venkata Keerthi	B.Com C.A	16	27
46	P.Syamalatha	B.Com C.A	17	26
47	M.Chakra devi	B.Com C.A	16	27
48	B.Vandana	B.Com C.A	16	27
49	A.Sandhya	B.Com C.A	14	28
50	A.Vijaya Lakshmi	B.Com C.A	15	26
51	G.Sravya	B.Com C.A	16	25
52	M.Tekla Gracy	C.B.Z	17	26
53	P.Lavanya	C.B.Z	16	27
54	V.Meghana	C.B.Z	18	28
55	M.Pavani Sai	C.B.Z	16	22
56	K.Krupa Angel	C.B.Z	16	27
57	M.Pravallika	C.B.Z	16	28
58	P.Chaithanya	C.B.Z	16	29
59	V.Meghana	C.B.Z	17	27
60	Y.Kavya	C.B.Z	14	29
61	A.Harisha	C.B.Z	16	27
62	G.Lakshmi Harika	C.B.Z	12	28
63	G.Meghana	C.B.Z	14	24

64	K.Naga Sushma Sri	C.B.Z	14	26
65	T.Aruna	C.B.Z	15	27
66	B.Divya Kranthi	C.B.Z	16	28
67	D.Bhavani	C.B.Z	17	27
68	I.Anusha Jyothi	MPC	16	28
69	J.Akshaya	MPC	17	28
70	K.Gannemma	MPC	16	27
71	M.Devi	MPC	14	26
72	M.Mounika	MPC	15	26
73	P.Varalakshmi	MPC	17	27
74	K.Venkata Lakshmi	MPC	18	28
75	B.Manasa	MPC	16	29
76	Ch.Malleswari	MPC	17	27
77	D.Lakshmi Keerthi	MPC	16	27
78	G.Lavanya	MPC	17	28
79	Ch.Ramya Sri	MPC	18	28
80	K.Devi	MPC	16	28
81	K.Sandhya	MPC	17	28
82	K.Asha Latha	MPC	14	27
83	B.Surya Vathi	MPC	12	26
84	Ch.Mahalakshmi	MPC	14	27
85	Ch.Swathi Sri	MPC	16	27
86	A.Madhu latha	H.Sc	17	26
87	B.V.S Prabha Aswini	H.Sc	18	27
88	B.Sai Kalyani	H.Sc	19	28
89	O.Kanaka Mahalakshmi	H.Sc	16	27
90	P.Bhavani	H.Sc	14	28

Surya

25-11-2021 to 07-12-2021

Month Nov & Dec 2021-2022		Pupils Attendance Register													No. of Days Average Attendance 11 days		Period Class												
Admission Number	Sl. No.	Name	Gender	Date													No. of Days		Date of Birth	House / Day / Month	Remarks								
				25	26	27	28	29	30	1	2	3	4	5	6	7	8	9				10	11	12	13				
B.A	1	K. Harsha Priya	P	A	A	A	A	A	A	A	A	A	A	A	A	A	A	A	A	A	A	A	09	14	24				
"	2	V. Abhishekha Sakhali	P	A	A	A	A	A	A	A	A	A	A	A	A	A	A	A	A	A	A	A	A	09	16	26			
"	3	B. Vyshnavi	P	A	A	A	A	A	A	A	A	A	A	A	A	A	A	A	A	A	A	A	A	11	15	25			
"	4	D. Supriya	P	A	A	A	A	A	A	A	A	A	A	A	A	A	A	A	A	A	A	A	A	10	14	24			
"	5	K. Swarna	P	A	A	A	A	A	A	A	A	A	A	A	A	A	A	A	A	A	A	A	A	09	14	24			
"	6	M. Shubha	P	A	A	A	A	A	A	A	A	A	A	A	A	A	A	A	A	A	A	A	A	11	15	25			
"	7	B. Ritha Kumar	P	A	A	A	A	A	A	A	A	A	A	A	A	A	A	A	A	A	A	A	A	10	16	26			
"	8	S. Saraja	P	A	A	A	A	A	A	A	A	A	A	A	A	A	A	A	A	A	A	A	A	10	15	25			
"	9	T. Ganga Bhavani	P	A	A	A	A	A	A	A	A	A	A	A	A	A	A	A	A	A	A	A	A	10	16	26			
"	10	N. Subathana Rani	P	A	A	A	A	A	A	A	A	A	A	A	A	A	A	A	A	A	A	A	A	10	17	27			
B.Cm	11	V. Seetha Devi	P	A	A	A	A	A	A	A	A	A	A	A	A	A	A	A	A	A	A	A	A	10	16	26			
"	12	P. Namuna	P	A	A	A	A	A	A	A	A	A	A	A	A	A	A	A	A	A	A	A	A	10	14	24			
"	13	P. Swarni	P	A	A	A	A	A	A	A	A	A	A	A	A	A	A	A	A	A	A	A	A	07	15	25			
"	14	Jaha Rulitaha	P	A	A	A	A	A	A	A	A	A	A	A	A	A	A	A	A	A	A	A	A	10	17	27			
"	15	Ch. Shilsha	P	A	A	A	A	A	A	A	A	A	A	A	A	A	A	A	A	A	A	A	A	10	15	25			
"	16	Ch. Nagamani	P	A	A	A	A	A	A	A	A	A	A	A	A	A	A	A	A	A	A	A	A	10	16	26			
"	17	R. Rajya Lakshmi	P	A	A	A	A	A	A	A	A	A	A	A	A	A	A	A	A	A	A	A	A	10	17	27			
"	18	B. Bhavathi	P	A	A	A	A	A	A	A	A	A	A	A	A	A	A	A	A	A	A	A	A	10	16	26			
"	19	B. Ritha Kumar	P	A	A	A	A	A	A	A	A	A	A	A	A	A	A	A	A	A	A	A	A	10	17	27			
"	20	G. Swarni	P	A	A	A	A	A	A	A	A	A	A	A	A	A	A	A	A	A	A	A	A	10	16	26			
"	21	K. Davani	P	A	A	A	A	A	A	A	A	A	A	A	A	A	A	A	A	A	A	A	A	10	17	27			
"	22	M. Sallu Bhana	P	A	A	A	A	A	A	A	A	A	A	A	A	A	A	A	A	A	A	A	A	10	16	26			
"	23	P. Sarithi	P	A	A	A	A	A	A	A	A	A	A	A	A	A	A	A	A	A	A	A	A	10	14	24			
"	24	S. Sri Kanya	P	A	A	A	A	A	A	A	A	A	A	A	A	A	A	A	A	A	A	A	A	10	15	25			
"	25	V. Sai Durga Devi	P	A	A	A	A	A	A	A	A	A	A	A	A	A	A	A	A	A	A	A	A	10	14	24			
"	26	R. Maulika	P	A	A	A	A	A	A	A	A	A	A	A	A	A	A	A	A	A	A	A	A	10	16	26			
"	27	K. Renuka	P	A	A	A	A	A	A	A	A	A	A	A	A	A	A	A	A	A	A	A	A	10	17	27			
"	28	M. Pavani Sai	P	A	A	A	A	A	A	A	A	A	A	A	A	A	A	A	A	A	A	A	A	10	18	28			
"	29	P. Navya Sai	P	A	A	A	A	A	A	A	A	A	A	A	A	A	A	A	A	A	A	A	A	11	17	27			
"	30	O. Kanya	P	A	A	A	A	A	A	A	A	A	A	A	A	A	A	A	A	A	A	A	A	10	16	26			
Morning Absence - Days				Total																									
Teacher's Signature				Date																									
Evening Absence - Days				Total																									
Teacher's Signature				Date																									

25-11-2021 to 07-12-2021

Month Nov & Dec 2021-2022		Pupils Attendance Register													No. of Days Average Attendance 11 days		Period Class												
Admission Number	Sl. No.	Name	Gender	Date													No. of Days		Date of Birth	House / Day / Month	Remarks								
				25	26	27	28	29	30	1	2	3	4	5	6	7	8	9				10	11	12	13				
B.Gnd	31	R. Jageswari	P	A	A	A	A	A	A	A	A	A	A	A	A	A	A	A	A	A	A	A	A	10	14	24			
CA	32	D. Madha Sri	P	A	A	A	A	A	A	A	A	A	A	A	A	A	A	A	A	A	A	A	A	10	13	23			
"	33	P. Divya	P	A	A	A	A	A	A	A	A	A	A	A	A	A	A	A	A	A	A	A	A	10	15	25			
"	34	P. Bhavani	P	A	A	A	A	A	A	A	A	A	A	A	A	A	A	A	A	A	A	A	A	10	16	26			
"	35	T. Maha Lakshmi	P	A	A	A	A	A	A	A	A	A	A	A	A	A	A	A	A	A	A	A	A	10	17	27			
"	36	T. Lakshmi Swarni	P	A	A	A	A	A	A	A	A	A	A	A	A	A	A	A	A	A	A	A	A	10	14	24			
"	37	G. Sai Pavani	P	A	A	A	A	A	A	A	A	A	A	A	A	A	A	A	A	A	A	A	A	10	16	26			
"	38	J. Anusi	P	A	A	A	A	A	A	A	A	A	A	A	A	A	A	A	A	A	A	A	A	10	15	25			
"	39	K. Lakshmi Devi	P	A	A	A	A	A	A	A	A	A	A	A	A	A	A	A	A	A	A	A	A	10	14	24			
"	40	S. Dhana Varshini	P	A	A	A	A	A	A	A	A	A	A	A	A	A	A	A	A	A	A	A	A	10	17	27			
"	41	G. Yamini	P	A	A	A	A	A	A	A	A	A	A	A	A	A	A	A	A	A	A	A	A	10	14	24			
"	42	R. Anusha	P	A	A	A	A	A	A	A	A	A	A	A	A	A	A	A	A	A	A	A	A	10	16	26			
"	43	A. Satya Vani	P	A	A	A	A	A	A	A	A	A	A	A	A	A	A	A	A	A	A	A	A	10	15	25			
"	44	Ch. Indira	P	A	A	A	A	A	A	A	A	A	A	A	A	A	A	A	A	A	A	A	A	10	17	27			
"	45	L. Veekata Keerthi	P	A	A	A	A	A	A	A	A	A	A	A	A	A	A	A	A	A	A	A	A	10	16	26			
"	46	P. Sumanlatha	P	A	A	A	A	A	A	A	A	A	A	A	A	A	A	A	A	A	A	A	A	11	17	27			
"	47	M. Chakra Devi	P	A	A	A	A	A	A	A	A	A	A	A	A	A	A	A	A	A	A	A	A	11	16	26			
"	48	B. Vandana	P	A	A	A	A	A	A	A	A	A	A	A	A	A	A	A	A	A	A	A	A	10	14	24			
"	49	A. Sandhya	P	A	A	A	A	A	A	A	A	A	A	A	A	A	A	A	A	A	A	A	A	11	15	25			
"	50	A. Vijaya Lakshmi	P	A	A	A	A	A	A	A	A	A	A	A	A	A	A	A	A	A	A	A	A	10	16	26			
"	51	G. Savya	P	A	A	A	A	A	A	A	A	A	A	A	A	A	A	A	A	A	A	A	A	11	16	26			
CB	52	M. Teekha Grace	P	A	A	A	A	A	A	A	A	A	A	A	A	A	A	A	A	A	A	A	A	10	17	27			
"	53	P. Lavanya	P	A	A	A	A	A	A	A	A	A	A	A	A	A	A	A	A	A	A	A	A	10	18	28			
"	54	V. Meghana	P	A	A	A	A	A	A	A	A	A	A	A	A	A	A	A	A	A	A	A	A	10	16	26			
"	55	M. Pavani	P	A	A	A	A	A	A	A	A	A	A	A	A	A	A	A	A	A	A	A	A	10	16	26			
"	56	K. Krupa Anjal	P	A	A	A	A	A	A	A	A	A	A	A	A	A	A	A	A	A	A	A	A	10	16	26			
"	57	M. Pravalika	P	A	A	A	A	A	A	A	A	A	A	A	A	A	A	A	A	A	A	A	A	10	16	26			
"	58	P. Chaitanya	P	A	A	A	A	A	A	A	A	A	A	A	A	A	A	A	A	A	A	A	A	10	17	27			
"	59	V. Meghana	P	A	A	A	A	A	A	A	A	A	A	A	A	A	A	A	A	A	A	A	A	11	16	26			
"	60	Y. Kanya	P	A	A	A	A	A	A	A	A	A	A	A	A	A	A	A	A	A	A	A	A	10	17	27			
Morning Absence - Days				Total																									
Teacher's Signature				Date																									
Evening Absence - Days				Total																									
Teacher's Signature				Date																									

25-11-2021 to 7-12-2021

Month Year		Pupils Attendance Register												No. of Days Average Attendance		Section Class				
1	2	3	4	5												6		7	8	9
Admission Number	Sl. No.	Name	Cast	25	26	27	28	29	30	1	2	3	4	5	6	7	8	9		
				11	11	11	11	11	11	12	12	12	12	12	12	12	12	12		
CBZ	61	A. Harisha		P	P	P	P	P	P	P	P	P	P	P	P	16	27			
"	62	G. Lakshmi Harika		P	P	P	P	P	P	P	P	P	P	P	P	16	28			
"	63	G. Meghana		P	P	P	P	P	P	P	P	P	P	P	P	17	28			
"	64	K. Naga Sushma Sri		P	P	P	P	P	P	P	P	P	P	P	P	16	27			
"	65	T. Aruna		P	P	P	P	P	P	P	P	P	P	P	P	17	26			
"	66	B. Divya Krathi		P	P	P	P	P	P	P	P	P	P	P	P	14	26			
"	67	D. Bhavani		P	P	P	P	P	P	P	P	P	P	P	P	15	27			
MPC	68	J. Anusha Jyothi		P	P	P	P	P	P	P	P	P	P	P	P	16	28			
"	69	J. Abhaya		P	P	P	P	P	P	P	P	P	P	P	P	17	29			
"	70	K. Ganeshana		P	P	P	P	P	P	P	P	P	P	P	P	16	27			
"	71	M. Devi		P	P	P	P	P	P	P	P	P	P	P	P	17	27			
"	72	M. Manika		P	P	P	P	P	P	P	P	P	P	P	P	18	28			
"	73	P. Vasa Lakshmi		P	P	P	P	P	P	P	P	P	P	P	P	19	28			
"	74	K. Venkata lakshmi		P	P	P	P	P	P	P	P	P	P	P	P	16	28			
"	75	B. Manasa		P	P	P	P	P	P	P	P	P	P	P	P	17	28			
"	76	Ch. Malliswasi		P	P	P	P	P	P	P	P	P	P	P	P	18	27			
"	77	D. Lakshmi Keerthi		P	P	P	P	P	P	P	P	P	P	P	P	16	26			
"	78	G. Lavanya		P	P	P	P	P	P	P	P	P	P	P	P	16	27			
"	79	Ch. Ramya Sri		P	P	P	P	P	P	P	P	P	P	P	P	14	27			
"	80	K. Devi		P	P	P	P	P	P	P	P	P	P	P	P	15	26			
"	81	K. Sandhya		P	P	P	P	P	P	P	P	P	P	P	P	16	27			
"	82	K. Asha Latha		P	P	P	P	P	P	P	P	P	P	P	P	17	28			
"	83	B. Surya Nathi		P	P	P	P	P	P	P	P	P	P	P	P	17	27			
"	84	Ch. Maha lakshmi		P	P	P	P	P	P	P	P	P	P	P	P	18	28			
HSC	85	Ch. Swathi Sri		P	P	P	P	P	P	P	P	P	P	P	P	16	26			
"	86	A. Madhu Latha		P	P	P	P	P	P	P	P	P	P	P	P	17	26			
"	87	B. N.S. Prabha Anwini		P	P	P	P	P	P	P	P	P	P	P	P	17	27			
"	88	B. Sai Kalyani		P	P	P	P	P	P	P	P	P	P	P	P	17	28			
"	89	O. Kanaka Mahalakshmi		P	P	P	P	P	P	P	P	P	P	P	P	17	28			
"	90	P. Bhavani		P	P	P	P	P	P	P	P	P	P	P	P	16	26			
Morning Attendance: Boys			Girls													No. of Working Days				
Teacher's Signature															Class Teacher		Head Master			
Evening Attendance: Boys			Girls															Ravi's		
Teacher's Signature																				

Surya Nathi



V. N. D.
PRINCIPAL
A.S.D. GOVT. DEGREE COLLEGE (W)
AUTONOMOUS
KAKINADA