

**A.S.D. GOVT. DEGREE COLLEGE FOR WOMEN (A)
KAKINADA**



DEPARTMENT OF ENGLISH

BRIDGE COURSE

17-06-2019 to 27-06-2019

For all UG 1st Years

Academic Year - 2019-20

Bridge Courses

A Bridge Course in English for newly admitted students is conducted every year before the commencement of the first semester classes by the Department of English. The main objective of the course is to bridge the gap between subjects studied at Higher Secondary level and subjects they would be studying in Graduation. The syllabus for the course is framed in such a way that they get basic knowledge on the subjects that they would be learning through graduation. This two-week student enhancement and development programme is devised for overall grooming and enhancement of the students' fraternity with a special punctuation for students from rural and semirural community.

Objectives

- To bridge the gap between school and collegiate education to meet the students communicative requirements
- To prepare the students for a classroom atmosphere in which English is the medium of instruction.
- To help the students acquire the basic LSRW skills.

Methodology

A Curriculum is framed separately in each of the subjects, for Bridge Course in English. During the first week after the commencement of the classes, the bridge course curriculum is delivered to the students in various disciplines. A post bridge course test is conducted after the completion of bridge course syllabus to assess the ability of student's suggestions is given to students for improvisation.

Syllabus for Bridge Course

- Basic English Grammar
- Word building and their usage
- Idioms and phrases
- Sentence formation and transformation
- Listening and speaking skills mainly concentrating on conversation
- Interview skills
- Developing listening, reading, writing and speaking skills
- Comprehension
- Precise writing, paragraph and report writing
- Public speaking, group discussion, debate, declamation contest and extempore speech
- Profile writing
- Resume preparation
-

- How to use the dictionary?
- How to read the news paper?

Outcome

After the completion of the Bridge Course in English, there was a significant progress in the Listening, Speaking, Reading and Writing skills of the students. Students who had tremendous stage fear were able to overcome it and speak fluently in English. They could easily take part in Group Discussions and exhibit their views in English. Students who had Telugu as the medium of instruction at the school level gained confidence to speak and write in English.

1. The structure of Bridge Course worksheet in restructured form is as follows

- 1 - Title of the unit,
- 2 - Learning Outcome- Exactly what the student is going to learn.
- 3 - Learning Activities / Learning Experience
- 4 - The Solved Activities
- 5 - Some Examples for Practice, Few questions / activities / exercises to be given to see that students understand the concept or not.
- 6 - For a better and stronger understanding of the concept Complementary and parallel activities

2. This course will be very important for the students to understand exactly what they have learned in the previous academic year, to test it and for the students to understand the curriculum for the next class.

Instructions for Students

This Revised Bridge Course has been prepared for you with the objective of reviewing the previous year's syllabus at the beginning of the present academic year and helping you to prepare for the current year's syllabus.

1. The bridge course lasts for a total of 10 days.
2. The bridge course will help you to understand exactly what you have learned in the previous academic year and to understand the important concepts of the syllabus for the next class.
3. This bridge course should be studied on a day-to-day basis.
4. It consists of day-to-day worksheets. You are expected to solve the worksheet on your own as per the given plan.

Bridge Course Index
Subject- English

Day	Name of the Activity
1	Let's Listen
2	let's find
3	Let's Remember
4	Let's write
5	Let's Try
6	Let's Speak & Self Expression
7	Reading and Understanding Dialogues
8	Letter writing
9	Finding out from the story
10	Occasions and Wishes Reading Advertisements

LIST OF FACULTY

Ms.P.Sanjotha, Lecturer in English

Ms.Y.Swarna Sri, Lecturer in English

A.S.D.GOVERNMENT DEGREE COLLEGE FOR WOMEN (AUTONOMOUS)
DEPARTMENT OF ENGLISH
2019-20 BRIDGE COURSE
QUESTION PAPER (PRE TEST)

Max.Marks: 20

Time: 30Min

Name of the Student:

Group:

Q. 1 A) Complete the sentences with an appropriate word given in the brackets. (05 Marks)

- 1) My mother cooks very delicious dishes.I like cooking. (**her/his/their**)
- 2) The sky is (**cloudy/clearly/highly**)
- 3) I be there in an hour. (**am/will/was**)
- 4) He to school every day. (**go/goes/gone**)
- 5) Inaya was a girl. (**clever/clearly/wide**)

B) Do as directed. (05 Marks)

1) Arrange the given words in alphabetical order.

bus, pencil, monkey, pen

.....

2) Write the opposite words of

i) beautiful × ii) day ×

3) Identify the verb.

I went to the village yesterday. Verb:

4) Punctuate the following sentence.

the author lives in london.:

5) Write the past tense of

i) come: ii) cut:

Q. 2 A) Read the following passage and answer the questions. (05 Marks)

Two friends were travelling together through a wood, when suddenly they came

across a bear. The bear saw the travellers and rushed out upon them. One of the travellers was good at climbing trees. Without waiting for his friend, he caught hold of the branch of a nearby tree, and hid himself among the leaves. The other did not know what to do. He had heard that bears do not bother with dead animals. So, he threw himself flat down upon the ground, with his face in the dust. The bear, coming up to him, put its muzzle close to his ear, and sniffed and sniffed. But the man lay very quietly on the ground and did not even breathe. At last with a growl it shook its head and slouched off. Then the fellow in the tree came down to his comrade, and laughing, said, "What was it that Master Bruin whispered to you?" "He told me," said the other, "Never trust a friend who deserts you at a pinch."

1) Who were travelling through the woods?

.....

2) Who came suddenly?

.....

3) What did the bear do to the man who flattened down?

.....

4) "Never trust a friend who deserts you at a pinch." Suggest a proverb for this.

.....

5) How many friends are there in the story?

.....

B) Classify the words. Write the given words into appropriate columns. (05 Marks)

(am, Ram, Himalaya, he, clearly, bridle, was, she, quickly, magic)

Day - 1 Title:-Let's Listen

1. Learning Outcomes/ Competency Statements:

listens attentively in the classroom.

responds to different kinds of instructions, requests and directions in varied contexts.

2. Learning Activity/Experience:-

Look at the pictures and complete the following responses.



1. We should in the library.
2. We must wear At railway station and during journey. 3) Please, stand in aat ticket counter.
3. We must with a soap or a hand wash.
4. Please, remove youroutside the computer lab.
5. Don't..... pigeons will fly away.
- 6.....open wire cable.

Answers: 1) keep quiet 2) a mask 3) queue 4) wash our hands
5) footwear 6) move 7) don't touch

3. Solved Activity/ Demo: - Solved Activity/ Demo:

- 1) We should **keep quiet** in the library.
- 2) We must wear **a mask** At railway station/Public places.
- 3) Please, stand in a **queue** at ticket counter.
- 4) We must **wash our hands** with a soap or a hand wash.
- 5) Please, remove your **footwear** outside the computer lab.
- 6) "Don't **move** ,Pigeon's will fly away".
- 7) **Don't touch** open/broken electric wire cables.

4. Practice:-

Students watch the given picture carefully and make few polite requests which they can use at home with parents or friends in the classroom.

Polite requests with /

	Modal	I	Verb	...?
Informal	Can	I	go	to the park?
Formal	Could	I	leave	early today?
Formal	May	I	take	this newspaper?
Very Formal	Might	I	borrow	some money?

Might is very formal. We don't use might often.




OFF2CLASS

- 1) _____
- 2) _____
- 3) _____

5. Extension Activity/ Parallel Activity/ Reinforcement:-

Students look and understand the given board carefully and frame some instructions for
ex: 1) Turn to your Left/Go to your Left



- 1) _____
- 2) _____
- 3) _____
- 4) _____
- 5) _____

DAY -2 Title:-Let's find

1. Learning Outcome(s)/Competency Statement(s):-

Understands announcement and speeches on familiar topics.

finds specific details / facts / information in the form of a speech, dialogue or story.

2. Learning Activity/Experience:-

Teacher delivers a speech about health and fitness. Tells them to listen to the speech carefully and complete the activities.

"Good morning children. Today, I am going to talk about health and fitness. Every student must try to keep good health. It is not very difficult to do so. The first requirement is – "early to bed and early to rise". Morning air is very fresh. We should do exercise in this air. Here, we can do Yogasanas and Pranayams.

Food plays a very important role in development of health. We must take a balanced diet. We should eat fresh and healthy food and avoid junk food because it is unhealthy for our body. Milk and some butter must also be a part of our diet. We should take meals at regular times. It is not good to keep on eating something or the other all the time. Then, for a healthy body we need a tension-free mind. We can do meditation for peace and tranquillity. At last we can say Health is Wealth.

Q.1A) Listen to the speech and complete the activities.

1) What is the first requirement for a good health?

Ans :-

2) Why should we avoid junk food?

Ans:-

3) Say whether the following sentences are true or false.

a) Morning air is not good for exercise. -----

b) We can do meditation for peace of mind. -----

c) It is good to keep an eating all the time.-----

d) We must take a balanced diet.-----

3. Solved Activity/ Demo:-

Teacher delivers a speech about the Importance of Trees and its usefulness.

Q. How do trees help us?

Ans. Trees help us by providing flowers, fruits, wood, herbs, medicines and oxygen.

4. Practice: -

Teacher forms four groups of students and gives following instructions:

Discuss in your group and collect the main points from the speech about **health and fitness** and note down these main points in your notebook and the group leader will present it to the class.

5. Extension Activity/ Parallel Activity/ Reinforcement:-

Prepare a short story or write a few sentences using the ideas and clues given in the picture below.



DAY -3 Title: - Let's remember

1. Learning Outcome(s)/Competency Statement(s):-

recalls specific fact s/details main points after listening to a program.

2. Learning Activity/Experience:-

Ask the learners to note down important points from the provided Invitation. Then help the learners by asking short questions related to the programme (fore.g.)

Provide any printed Invitation/pamphlet or program card to the learners.
(E.g.)

Wedding Anniversary Event
50th Wedding Anniversary Celebration
Sunday, July 25 2022.at-12.30pm

Venue : Deep Resorts, Near Sai Dham Main Road, Nagpur.

Mr.Sunil & Mrs Sunita Patil

We are going to celebrate our 50th wedding anniversary.

Request the pleasure of your company on this celebration.

What is the invitation about?

.....

Who are the Host?

.....

When is the program?

.....

At what time this program is going to start?

.....

Where is the program?

3. Solved Activity/ Demo:-

What is the program about ?

Wedding Anniversary

Who are the Host?

Mr. Sachin & Mrs Sunita Patil

When is the program?

On Sunday 25th July 2022

What is the time of this program?

At 12.30 pm

Where is the program?

At Deep Resorts near Sai Dham Main Road Nagpur

4. Practice: - Give practice like this with several cards.

5. Extension Activity/ Parallel Activity/ Reinforcement:-

Students can look for such invitation cards at home and look for specific Information (What,where, when, who etc about the program)

DAY -4 Title:-Let's write

1. Learning Outcome(s)/Competency Statement(s):-

Notes the difficult / unfamiliar bits while listening so as to ask question later.

2. Learning Activity/Experience:-

1. Read out the given sentences one by one with proper pronunciation.

- i. Chintu is watching a hoarding.
- ii. He lives in rural area.
- iii. Sitar produces melodious sounds.
- iv. Photography was his hobby.
- v. Explicit means direct or clearly expressed.

2. Tell the correct pronunciation of the underlined words to student.

3. Tell both English and Marathi meanings.

4. Use dictionary if necessary.

5. Teacher uses more sentences of difficult / unfamiliar bits / words.

3. Solved Activity/ Demo:-

1. Ask students to read the following sentence-

E.g. they are *often* late.

Students will note down the difficult or unfamiliar bit/s or word/s in their copies.

2. Do we read 't' in the above

word? Response 1 - yes, no,

don't know

Response 2 - No, we don't read letter 't'.

3. Students will ask correct pronunciation.

The correct pronunciation / reading of unfamiliar bit / word

'often' is 'aw-fuh-n'.

4. Late - correct pronunciation is *leit*.

Let's see another word - February (FEB-ru-ar-ee)

5. Practice:-

1. Tell more difficult / unfamiliar bits / words to students with sentences.

2. Ask them to correct the pronunciations.

3. Make practice to the students more.

6. Extension Activity/ Parallel Activity/ Reinforcement:-

Read or listen lesson, story, poem from your textbook and note down more difficult / unfamiliar bits / words while listening so as to ask question later or try to find the meaning of those words using internet (online dictionary).

DAY -5 Title:-Let's Try

1. Learning Outcome(s)/Competency Statement(s):-

carries out a complex/long process with the help of oral instruction.

2. Learning Activity/Experience:-

1. Ingredients -

- i. Four - five medium sized tamarinds.
- ii. One cardamom
- iii. ½ tsp cumin seeds
- iv. Two black pepper
- v. Four curries leave
- vi. Five garlic cloves
- vii. One tsp jiggery powder
- viii. Salt - according to taste
- ix. Stick for handle

Tell the process or steps of making 'Tamarind Lollipop' as follows -

- i. Use mortar and pestle or traditional stone to smash all the ingredients in the list.
- ii. Mix all the smashed ingredients.
- iii. Tasty and yummy spicy Tamarind Lollipops are ready.
- iv. Make small round balls and use stick to handle

3. Solved Activity/ Demo:-

Give following instructions one by one-

- i. Take three - four ripen tamarinds and clean them and remove the seeds (tadpoles) of them.
- ii. Take a cardamom, ½ tsp cumin seeds, two black pepper, four curry leaves, five garlic cloves, one tsp jiggery powder and salt according to taste. Grind and mix all the ingredients. Stick to lollipop.
- iii. Your tasty, natural and herbal Tamarind Lollipop is ready. Now let's try another.

Practice:-

Listen to a long process of making lemonade and try it.

4. Extension Activity/ Parallel Activity/ Reinforcement: -

Try to make a kite with the help of provided oral instructions by your teacher/using online videos of making different things on you tube.

Learning Activity/Experience:-

Teacher: Good morning students.

Students: Good morning sir.

Teacher: Yesterday was Amit's birthday. How many of you celebrated his birthday?

Students: We all celebrated his birthday at his home, Sir.

Teacher: Very good. Can anybody tell me how did you celebrate it?

Nyan : Yes sir , I shall tell you . We all went to home at 7 'O'clock evening. We helped his mother and brother to decorate the room. Amit's father bought an ice cake with Amit's name on it. We lit the candles, blew the balloons. Amit wore a nice new dress. At 8.30 P.M. he cut the cake and we all clapped. Gave him best wishes then we danced with Amit. Amit's parents his grandpa, grandma gave him blessings. We ate cake and gulabjamun's with samosa. Amit thanked all and we all went to our houses at 9.30 P.M.

1. Solved Activity/ Demo:-

- 1) Now look at the bubbles given below, think upon the incidents and tell in your words.
- 2) Work in groups of four / five.

A quarrel on the road.

Tree plantation programme at school.

**How I created a small
Garden.**

How I learnt to swim.

2. Practice:-

Teacher can provide some useful words to tell the information in details.

about **School , friends, family members , village, temple, market, fair, games etc.**

3. Extension Activity/ Parallel Activity/ Reinforcement: -

1) Teacher can also show pictures such incidents which are familiar to students and promote them to tell about them.



3) Sentence race activity -



(The teacher gives a topic to all. Form groups. The group members add one meaningful sentence to complete the incident.)

Student can select any Picture on the book or phone and try to write a few sentences on it. Show them to your parents/teachers and get them corrected.

Day -6 Let's Speak

1. Learning Outcome(s)/Competency Statement(s):-

communicates one's feelings /emotions appropriately in one or two lines.

2. Learning Activity/Experience:-

Suman : Hey ! Hi Minu .

Minu : Oh ! Hi Suman .

Suman : Where are you going ?

Minu : To play Kho-Kho with friends . Would you like to join us?

Suman : Oh ! Sorry. I have some pain in my knees.

Minu : Then you should take rest and go to doctor. Can I help you?

Suman : No thanks. I shall see a doctor with my mom.

Minu : Ok bye . Take care.

3. Solved Activity/ Demo:-

Nihal : Why didn't you come to school yesterday ?

Sumeet : My father was ill . I must be with him.

Nihal : Oh ! I am sorry. How is he now?

Sumeet : Well. Brought some medicines from doctor's prescription .He is better


now. **Nihal** : If you need my help, I shall help you. So please don't hesitate to take my help. **Sumeet** : Thank you so much Nihal .

Nihal : Most welcome.

4.Practice:-

1) Onion ring activity -

As shown in the picture the students who are standing on the inner circle will ask a question to the student's who are standing on the outer circle. Only inner circle students will move clockwise by listening any sound made by the teacher or they can count 30-50seconds. Every time they will meet a new partner and ask a new question.



Example -

- 1) How do you feel when someone teases you?
- 2) How do you feel when you get a new dress?
- 3) How do you feel when you go to school?
- 4) How do you feel when you lose a pen?

5. Extension Activity/ Parallel Activity/ Reinforcement:-

Use the following expressions and frame simple dialogues.

Oh! Alas! Oh my goodness Hurrah! Bravo!

Congratulations! Oh no! Excellent! Well-done! Great!

Learning Activity/Experience:-

Ajay: Hello! Manoj, When did you arrive? Manoj:
Hello, I came from Mumbai,

yesterday. Ajay: What's in your

Hand?

Manoj: I have a painting.

Ajay: Can you show us this

painting? Manoj: Let's see.

Ajay: Wow! It's very beautiful painting.

Mother: How do you have an idea to draw painting?

Manoj: Aunty, during the lockdown, I was alone in the home. No other kid was there to play with me. So I decided to draw paintings.

Mother: How much time did you spare on it?

Manoj: I just spent few hours daily. I felt engaged

init. Mother: How nice! Each picture has thousand

words.

Ajay: What kind of material did you use?

Manoj: I used drawing sheet, water bottle colour, and sketch pens for these paintings. Mother: What are your other hobbies?

Manoj: Watching Geography Channel, drawing paintings, composing poems etc. Manoj: What have you done in these holidays?

Ajay: Just I composed songs.

Manoj: Will you sing a Marathi Geet for me?
(Ajaysings a melodious Marathi geet, all claps)

Mother: Let's have a cup of Tea and Biscuits.

Manoj: Thank you for your kind appreciation of my painting. Ok bye.

1. Solved Activity/ Demo:-

Tell the names of the hobbies mentioned in the conversation. Ans : Painting, singing song and composing song.

2. Practice:-

Teacher forms four groups and tells them to share their hobbies in the group. Encourage him/herto identify more hobbies.

Makes practice more interesting by conducting the conversations.

3. Extension Activity/ Parallel Activity/ Reinforcement:-

Each group presents their conversation using other hobbies or parallel activities.

DAY -7 Let's Write

1. Extension Activity/ Parallel Activity/ Reinforcement:-

Write an application for a week's leave to the Headmaster of your school as you are unable to attend school because of viral fever.

Answer:-

Date 25/07/2022

The Headmaster,
Sant Tukaram Model
School, Latur 413521.

Sub: Application for leave.

Respected
Sir,

My name is Shilpa Mohite. Studying in grade 8, section 'A'. From yesterday, I am not feeling well because of fever and body pain/ache. I was taken to our family doctor who confirmed it as a case of viral infection and has asked me to rest for a week at home. So I will not be able to attend school for a week. I request you to be kind enough to grant me leave for six days. I shall remain absent from 26th July 2022 to 01st August 2022.

Yours
obediently,
Shilpa Mohite.
Class 7th, Sec
A.

Day -8 Title:- Let's Study

1. Learning Outcome(s)/Competency Statement(s):-

2. Learning Activity/Experience:-

Develops respect for one's identity as an Indian.

1. Teacher shows pictures/videos of some heritage sites such as Taj Mahal, Ajanta caves, Verulcaves, Golden temple, Surya mandir, Central Vista, Red fort and so on.
2. Teacher tries to elicit information from students about pictures.
3. Teacher divides the class into four groups by using 1,2,3,4.
4. Each group will get one picture randomly.
5. Teacher asks students to discuss about the information on the picture and one will be prepared for presentation. Teacher supports each group individually.
6. Presentations, one by one group.

Teacher supports and gives final plenary. This will prove how Indian heritage is rich, how India is progressing. So that students will feel proud to be an Indian.

4. Solved Activity/ Demo:-

Teacher gives a demo of how to practice the activity.

5. Practice:-

Teacher will change the pictures and repeat the activity. Presenters will also change, so that opportunity can be maximized. Students can also suggest pictures.

6. Extension Activity/ Parallel Activity/ Reinforcement:-

Students and teachers can use the pictures of their choice. Hence activity can be extended according to the knowledge and information of both.

Day -9 Title:-Read with Comprehension

1. Learning Outcome(s)/Competency Statement(s):-

Writes as directed – one word answers, choosing only one correct option, writing in complete Sentence writing no fewer/more lines than expected, etc.

Fills forms by writing in appropriate boxes/Columns/spaces.

2. Learning Activity/Experience:-

Learning Activity:

Read following passage and choose correct answers.

Our ancestors had great difficulty in getting books. Now, our difficulty is what to read. There are books and books but our hours of reading are very few. Therefore, choice becomes essential. We should be very careful about what we read. There are books which poison our lives by suggesting evils. We should keep them at arm's length.

We should read only those books which have stood the test of time. Such books are our great classics like the Ramayana and the Gita. They contain the wisdom of our sages and saints. They have appealed mankind from generation to generation. Reading of such books has ennobling influence on our mind and character. It gives us spiritual enjoyment. These books give us instruction with entertainment. They represent our ancient culture. They set before us high ideals to follow. They are our best friends, best guides and the best treasure.

Read the passage carefully and choose the correct one Q1. We should be selective because

- (a) there is a great number of books available to us
- (b) there is scarcity of books
- (c) There are only bad books in the market
- (d) None of the above.

Q2. We should avoid those books which

- (a) cost high price
- (b) come in paperback
- (c) Corrupt our lives by suggesting evils
- (d) Come in more than one volume.

Q3. The books which have stood the test of time are called....

- (a) great books
- (b) rare books
- (c) biographies
- (d) classics

Q4. What is /are special quality/qualities of classics?

- (a) They affect our mind in a good way
- (b) They teach us something great and also entertain us.
- (c) They help us in our spiritual growth
- (d) All the above.

Q5. An expression in the passage which means 'good effect' is

- (a) Spiritual enjoyment
- (b) Ennobling influence
- (c) high ideals
- (d) Very careful.

3. Solved Activity/ Demo:-

Teacher presents a demo on how to solve question.

(One word answers, choosing only one correct option, writing in complete sentences, writing no fewer/more lines than expected, etc.)

- 1) What colour is the sky?
Ans:- Blue.

4. Practice:- Look at the picture and complete activity.

i. Answer in one word:-

Q1. What gives us heat and light?
Ans: _____

Q2. How many colours does a rainbow have?
Ans: _____

Q3. Where do you see the sun, moon and stars?
Ans: _____

ii. Fill in the blanks with the given words:-
rain, blue, night, stars, moon, sun.

1. During the day the sky is _____ in colour.


2. The _____ is a huge ball of fire.

3. Dark clouds bring _____.

4. The sky is dark during the _____.

5. The _____ changes its shape every night.

6. The _____ twinkle only at night.



5. Extension Activity/ Parallel Activity/ Reinforcement:-

Read and learn Books our best friends.

Day 10 Title: - Let's Speak and write

1. Learning Outcome(s)/Competency Statement(s):-

Describes a process / the working device in a step by step and to the point manner.
Describes people, places, objects, landscapes etc effectively

Learning Activity:

- 1) Look at the picture and write down proper steps how to prepare tea.



- 2) Look at the picture of historical place and describe it in your own sentences.



- 3) Write down three mantras given by Mahatma Gandhi.



- a)-----
b)-----
c)-----

2. Learning Activity/Experience:-

3. Solved Activity/ Demo: - Solved Activity/ Demo:

Look at the picture and read description.



The Red Fort is a historic fort in the city of Delhi.

Emperor ShahJahan commissioned construction of the Red Fort on 12 May 1638, when he decided to shift his capital from Agra to Delhi.

Red Fort is named for its massive enclosing walls of red sandstone.

Its design is credited to architect Ustad Ahmad Lahori, who also constructed the Taj Mahal.

Every year on India's Independence Day (15 August), the prime minister of India hoists the national flag at the Red Fort and delivers a nationally broadcast speech from its ramparts.

The Red Fort, the largest monument in Delhi, is one of its most popular tourist destinations and attracts thousands of visitors every year. The Red fort appears on the back of the ₹500 note of the Mahatma Gandhi New Series of the Indian rupee.

4. Practice: - Practice:



1. Look at the picture of mango and describe it in five or seven sentences.

2. Watch given video carefully and write 5 to 7 sentences.

6. Extension Activity/ Parallel Activity/ Reinforcement:-

Look at this picture and complete given passage.

(Trees, green, The Earth, friends, smell, nature)

This is a picture of.....Trees are our best

Flowers gives us.....All animals and birds are very happy in..... land.

Birds build their nests onSave trees save.....



- 1) Look at picture and Write one name of working device.
 - 2) Where we see these devices?
 - 3) What is the use of Mobile in our life?
- 1.** Which device you use for online education?Write down hardware of computer device.

A.S.D.GOVERNMENT DEGREE COLLEGE FOR WOMEN (AUTONOMOUS)
DEPARTMENT OF ENGLISH
2019-20 BRIDGE COURSE
QUESTION PAPER (POST TEST)

Max.Marks: 30

Time: 01Hour

Name of the Student:

Group:

Q. 1 A) Complete the sentences with an appropriate word given in the brackets. (05 Marks)

- 1) He was to leave the house. (about/start/goings)
- 2) My friend had a difficulty in (to read/reading)
- 3) I will be there in hour (a/an/two)
- 4) He thinks the weather is cold. (so much/too/little)
- 5) The movie was so that I slept.(bored/bore/boring)

Ans:

1. He was **about** to leave the house.
2. My friend had a difficulty in **reading**.
3. I will be there in **an** hour.
4. He thinks the weather is **too** cold.
5. The movie was so **boring** that I slept.

B) Do as directed. (05 Marks)

1) Arrange the given words in alphabetical order

cup, cap, corner, change

Ans: cap, change, corner, cup

2. Write the opposite words of:

i) new × **old**

ii) forget × **remember**

3. Make a word chain of a verb:

Ans: Eat → Take → Earn → Need → Dance

4. Punctuate the following sentence:

lets play together

5. Write the past tense of:

i) go: **went**

ii) walk: **walked**

Q. 2 A) Read the passage given below and answer questions. (05 Mark)

Tomato is grown from the seeds of other tomatoes. Tomatoes need plenty of warm sunshine, but not more than 35°C. The soil has to be rich in organic matter and should have sufficient calcium. Tomato plants need an adequate supply of water per day. Tomatoes take

about two to three months to grow. They have to be picked before they are fully ripe.

Potato is a tuber crop. Potatoes contain resistant starch and fibre. It is grown from the

‘eyes’ of other potatoes. Potatoes grow in cool climates. Potatoes grow in average soil. The soil should be fertile and well-drained. Potatoes take about four to five months to grow. They have to be picked before they are fully ripe. Potatoes are dug out of the soil.

1) Why is tomato considered as fruit?

Ans: Tomato is considered a fruit because it is an ovary with seeds. In botanical terms, any structure that develops from the ovary of a flower and contains seeds is classified as a fruit.

2) How much time do tomatoes need to grow?

Ans: Tomatoes take about two to three months to grow.

3) What kind of crop potato is?

Ans: Potato is a tuber crop.

4) What do potatoes contain?

Ans: Potatoes contain resistant starch and fibre.

5) What kind of soil do potato crops need?

Ans: Potato crops need average soil that is fertile and well-drained.

B) Classify the words.

Classify and write the given words into appropriate columns. (05 Marks)

(manage, careful, survive, ferocious, begin, desperately, rifle, professional, importance, national, remember, very, happy, instantly, speak, now, dedicate, communication, guidance, always)

Ans:

Nouns	Adjectives	Verbs	Adverbs
Rifle	careful	manage	desperately
Importance	ferocious	survive	instantly

Communication	professional	begin	always
guidance	national	remember	now
	happy	speak	very
		dedicate	

c) Make an acrostic of given words. (Any 1) (05 Marks)

i) FRIEND ii) MOTHER iii) ENGLISH

FRIEND	MOTHER	ENGLISH
F – Faithful and true	M – Maternal love,	E – Expressive,
R – Reliable and kind	O – On your side,	N – Nurturing language,
I – Inseparable,	T – Teacher,	G – Grammar and syntax,
E – Encouraging	H – Heartwarming,	L – Literature’s treasure
N – Never failing,	E – Endless care	I – International,
D – Devoted,	R – Radiant love	S – Speak it loudly,
		H – History and culture,

D) Describe your favorite tourist place in your own words. (05 Marks)

Department Of English**2019-20 Bridge Course Test Marks**

S.NO	Name of the Student	Group	Pre Test Marks	Post Test Marks
1	M.Malleswari	B.A	16	26
2	M.Akanksha	B.A	17	24
3	P.Syamala	B.A	14	27
4	P.Sraswathi Devi	B.A	15	26
5	Sk.Karishma	B.A	16	25
6	A.Anitha	B.A	16	24
7	K.Rmalakshmi	B.A	17	26
8	K.Devisri	B.A	16	27
9	P.Sravani Durga	B.A	17	25
10	P.Naga Lakshmi	B.A	14	26
11	S.Harshitha	B.A	15	24
12	U.Santhi	B.A	16	23
13	Sri.Sujana	B.A	17	24
14	C.Rmatulasi	B.A	16	26
15	E.Nga Mani	B.A	17	27
16	G.Keerthi	B.A	15	26
17	G.Mariya	B.A	14	27
18	G.Durga	B.Com	16	24
19	G.Bhargavi	B.Com	17	26
20	K.Divya	B.Com	16	27
21	K.Kumari	B.Com	17	26
22	K.Vara lakshmi	B.Com	15	26
23	K.Surya Ramya	B.Com	16	26
24	K.Bhuvanewari	B.Com	15	27
25	K.Dhanalakshmi	B.Com	16	27
26	K.Ganga Surya Lakshmi	B.Com	14	28
27	K.Lova Venkat Lkshmi	B.Com	15	17
28	K.Swathi	B.Com	16	27
29	M.Devika	B.Com	17	26
30	M.Renuka	B.Com	16	27
31	M.Sireesha	B.Com	16	27
32	P.Sweety	B.Com	16	26
33	P.Harika Poojitha	B.Com	14	27
34	P Anitha	B.Com	15	26

				27
35	P.Satya Nagini	B.Com	16	
36	P.Kameswari	B.Com	17	26
37	P.Lakshmi	B.Com	16	26
38	P.Chelliyamma	B.Com	15	27
39	P.Pushpa Bhavani	B.Com	16	26
40	S.Venkata Lakshmi	B.Com	17	27
41	S.Devi	B.Com	18	24
42	V.Vamini	B.Com	17	25
43	V.Bala Lakshmi	B.Com	18	26
44	Y.Anusha	B.Com	16	27
45	Y.Kousalya	B.Com	17	26
46	Y.Chinni Jyothi Syam	B.Com	16	27
47	Y.Sai Durga	B.Com	16	24
48	Y.Durga Bhavani	B.Com	15	25
49	Y.Satya Sravani	B.Com	16	26
50	G.Byula	B.Com	14	27
51	S.Swapna	B.Com	17	26
52	V.Sugandha ratnam	B.Com	15	28
53	L.sireesha	B.Com	15	27
54	S.Bhavani	B.Com	15	25
55	V.Keerthana	B.Com	16	24
56	B.Alikhya	B.Com	14	26
57	K.Aparna	H.SC	14	25
58	A.Pushapalatha	H.SC	16	25
59	C.Asha Jyothi	H.SC	17	24
60	C.Sakheena	H.SC	14	26
61	A.Papa	H.SC	16	24
62	K.Sita Maha	H.SC	16	23
63	C.Stya Jyothi	H.SC	14	24
64	C.Bhargavi	H.SC	15	25
65	G.Mounika	H.SC	16	26
66	I.Staya mounica	H.SC	17	27
67	J.Vasantha	H.SC	14	24
68	K.Sasi Kala	H.SC	15	25
69	K.Satyaveni	H.SC	16	26
70	K.Jyothi	H.SC	18	27
71	K.Veeraveni	H.SC	16	24
72	K.Swathi Kumari	H.SC	14	25
73	Md.Noorjana	H.SC	14	26

74	P.Manju	H.SC	16	27
75	P.Srivijaya	MPC	17	24
76	V.Devi	MPC	16	26
77	V.Bhavani	MPC	14	27
78	B.Satya	MPC	15	24
79	K.Gnaga Maha	MPC	16	25
80	P.Rajeswari	MPC	17	26
81	C.krupa	MPC	18	27
82	S.Fathima Jehara	MPC	16	26
83	V.Saravani	MPC	17	27
84	D.Nnadini	MPC	16	28
85	M.Ramanamma	MPC	16	26
86	N.Susmitha sen	MPC	17	27
87	P.Durga	MPC	16	26
88	P.Srujana	MPC	17	27
89	S.keerthika	MPC	16	26
90	A.Mahalakshmi	MPC	14	26

Srujan

17-06-2019 To 27-06-19

Month: JUNE Year: 2019-2020

Pupils Attendance Register

Date of Entry: _____ Section: _____
Teacher's Signature: _____ Class: _____

Sl. No.	Name	Caste	Date													Total mark		Date of Birth	Passy Day	Remarks	
			14	15	16	17	18	19	20	21	22	23	24	25	26	27	100				120
GA 1	Angadi. Mallawari		P	P	P	P	P	P	P	P	P	P	P	P	P	P	18	26			
" 2	Mahendrapada. Akansa		A	P	P	P	P	P	P	P	P	P	P	P	P	P	17	24			
" 3	Pallapodu. syamala		P	P	P	P	A	P	P	P	P	P	P	P	P	P	14	27			
" 4	Pulapukuta. Somsathi devi		P	P	P	P	P	P	P	P	P	P	P	P	P	P	15	26			
" 5	Shakti. Karishma		P	P	P	P	P	P	P	P	P	P	P	P	P	P	16	25			
" 6	Amagadda. Anitha		P	A	P	P	P	P	P	P	P	P	P	P	P	P	16	24			
" 7	Kedadi. Rama Lakshmi		P	P	P	P	P	P	P	P	P	P	P	P	P	P	17	26			
" 8	Kopani. Devi Sri		P	P	P	P	P	P	P	P	P	P	P	P	P	P	16	27			
" 9	Pampara. Smitani dunga		P	P	P	P	P	P	P	P	P	P	P	P	P	P	17	25			
" 10	Pemadi. Naga Lakshmi		P	P	P	P	P	P	P	P	P	P	P	P	P	P	14	26			
" 11	Sangani. Harshita		P	P	P	P	P	P	P	P	P	P	P	P	P	P	15	24			
" 12	Sangani. Taiti Lechana		P	P	P	P	P	P	P	P	P	P	P	P	P	P	16	23			
" 13	Madhupam. Savita		P	P	P	P	P	P	P	P	P	P	P	P	P	P	17	24			
" 14	Chhatapalli. Suguna		P	P	P	P	P	P	P	P	P	P	P	P	P	P	16	26			
" 15	Chikka. Ramotulasi		P	P	P	P	P	P	P	P	P	P	P	P	P	P	17	27			
" 16	Esanapu. Nagamani		P	P	P	P	P	P	P	P	P	P	P	P	P	P	15	26			
" 17	Garikina. Leelitha		P	P	P	P	P	P	P	P	P	P	P	P	P	P	14	27			
B. Con 18	Garikina. Manjya		P	P	P	P	P	P	P	P	P	P	P	P	P	P	16	24			
" 19	Garika. Dunga		P	P	P	P	P	P	P	P	P	P	P	P	P	P	14	26			
" 20	Gummadi. Bhargavi		P	P	P	P	P	P	P	P	P	P	P	P	P	P	16	27			
" 21	Kaisarla. Divya		P	P	P	P	P	P	P	P	P	P	P	P	P	P	15	26			
" 22	Kaladi. Kumari		P	P	P	P	P	P	P	P	P	P	P	P	P	P	16	26			
" 23	Kaladi. Karabateshani		P	P	P	P	P	P	P	P	P	P	P	P	P	P	15	26			
" 24	Kandi. Lavanya		P	P	P	P	P	P	P	P	P	P	P	P	P	P	16	27			
" 25	Kandi. Sushya Manjya		P	P	P	P	P	P	P	P	P	P	P	P	P	P	14	27			
" 26	Kaladi. Bhuvanawati		P	P	P	P	P	P	P	P	P	P	P	P	P	P	15	25			
" 27	Kona. Dhana Lakshmi		P	P	P	P	P	P	P	P	P	P	P	P	P	P	16	27			
" 28	Kayya. Ganga Surya Kumari		P	P	P	P	P	P	P	P	P	P	P	P	P	P	17	27			
" 29	Kayya. Lena Venkata Lakshmi		P	P	P	P	P	P	P	P	P	P	P	P	P	P	16	26			
" 30	Kudali. Swathi		P	P	P	P	P	P	P	P	P	P	P	P	P	P	16	27			

Morning Attendance: Boys: _____ Girls: _____
 Teacher's Signature: _____
 Evening Attendance: Boys: _____ Girls: _____
 Teacher's Signature: _____

No. of Working Days: _____
Class Teacher: _____ Head Master: _____

17-06-2019 TO 27-06-2019

Month: JUNE
Year: 2019-2020

Pupils Attendance Register

No. of Days
Average Attendance

Section
Class

Admission Number	Sl. No.	Name	Caste	Date													Test marks		Date of Birth	Primary Date of Admission	Remarks	
				17	18	19	20	21	22	23	24	25	26	27	28	29	30	31				Eng
	61	Ayinaelli - Papa		P	P	P	P	P	P	P	P	P	P	P	P	P	P	16	24			
	62	Chilakacharla Ashajyoti		P	P	P	P	P	P	P	P	P	P	P	P	P	P	14	25			
	63	Chelikotla Sakshena		P	P	P	P	P	P	P	P	P	P	P	P	P	P	15	26			
	64	Chilakacharla Ashajyoti		P	P	P	P	P	P	P	P	P	P	P	P	P	P	15	27			
	65	Chotira Bhargavi		P	P	P	P	P	P	P	P	P	P	P	P	P	P	17	24			
	66	Gundupalli Mounica		P	P	P	P	P	P	P	P	P	P	P	P	P	P	14	25			
	67	Jilla Satya Mounica		P	P	P	P	P	P	P	P	P	P	P	P	P	P	14	26			
	68	Jagadam Vasantha		P	P	P	P	P	P	P	P	P	P	P	P	P	P	15	26			
	69	Kalidindi Sairajala		P	P	P	P	P	P	P	P	P	P	P	P	P	P	16	27			
	70	Karam Satyavani		P	P	P	P	P	P	P	P	P	P	P	P	P	P	17	24			
	71	Koppadi Jyothi		P	P	P	P	P	P	P	P	P	P	P	P	P	P	16	26			
	72	Koyya Veena Veni		P	P	P	P	P	P	P	P	P	P	P	P	P	P	14	27			
MPC	73	Kudi Santhi Kumari		P	P	P	P	P	P	P	P	P	P	P	P	P	P	19	24			
	74	Mohammed Nojma		P	P	P	P	P	P	P	P	P	P	P	P	P	P	16	26			
	75	Pentapati Manju		P	P	P	P	P	P	P	P	P	P	P	P	P	P	17	27			
	76	Varipalli Sri Ushaya		P	P	P	P	P	P	P	P	P	P	P	P	P	P	16	24			
	77	Velampati Devi		P	P	P	P	P	P	P	P	P	P	P	P	P	P	14	25			
	78	Volupudi Bhavani		P	P	P	P	P	P	P	P	P	P	P	P	P	P	15	26			
	79	Boddu Satya		P	P	P	P	P	P	P	P	P	P	P	P	P	P	16	27			
	80	Karitam Ganga mah		P	P	P	P	P	P	P	P	P	P	P	P	P	P	17	26			
	81	Pennadi Rajeswari		P	P	P	P	P	P	P	P	P	P	P	P	P	P	18	27			
	82	Sayed Fathima Jahan		P	P	P	P	P	P	P	P	P	P	P	P	P	P	16	28			
	83	Varipalli Sravani		P	P	P	P	P	P	P	P	P	P	P	P	P	P	17	26			
	84	Dandupuzali Pradina		P	P	P	P	P	P	P	P	P	P	P	P	P	P	16	27			
	85	Malle Jamanamma		P	P	P	P	P	P	P	P	P	P	P	P	P	P	16	26			
	86	Wakka Submitha sen		P	P	P	P	P	P	P	P	P	P	P	P	P	P	17	27			
	87	Panthach Durga		P	P	P	P	P	P	P	P	P	P	P	P	P	P	16	26			
	88	Pepalavala Karuna		P	P	P	P	P	P	P	P	P	P	P	P	P	P	17	26			
	89	Seru Keerthika		P	P	P	P	P	P	P	P	P	P	P	P	P	P	16	27			
	90	Anusuri Mahalaxmi		P	P	P	P	P	P	P	P	P	P	P	P	P	P	14	26			

Signature



H. Sivarajulu
PRINCIPAL
A.S.D. GOVT. DEGREE COLLEGE (W)
AUTONOMOUS
KAKINADA