



# A.S.D. Government Degree College for Women

## An Autonomous Institution

Jagannaickpur, Kakinada, Andhra Pradesh-533002  
Affiliated to Adikavi Nannaya University, Rajamahendravaram



# CO-POS ATTAINMENTS

శ్రీ విద్యా ప్రవర్ధనాం

## 2023-24

**ASD GOVERNMENT DEGREE COLLEGE (W) (A), KAKINADA**  
**Department of English**  
**Mapping Course Outcomes 2021-22 admitted batch with Programme Outcomes**

**SEM-I: A COURSE IN COMMUNICATION AND SOFT SKILLS**  
**(B.A. /B. Com./B. Sc.)**

**Course Outcomes:**

- Recognise the importance of Communication in English (CO1)
- Relate English language communication in day-to-day situations, academics and professions. (CO2)
- Summarise the uses of Soft Skills in professional and daily life. (CO3)
- Use English receptive and productive skills (CO3)
- Use grammar effectively in writing and speaking (CO3)
- Use the tools of communication skills confidently. (CO3)
- Correlate apt vocabulary in written and speech compositions. (CO4)
- Relate English communication to real-life situations. (CO5)
- Design personal/institutional SWOT analysis. (CO6)

**Bachelor of Arts (B. A.):**

PO1: Critical Thinking: Take informed actions after identifying the assumptions that frame our thinking and actions, checking out the degree to which these assumptions are accurate and valid, and looking at our ideas and decisions (intellectual, organizational, and personal) from different perspectives

PO2: Effective Communication: Speak, read, write and listen clearly in person and through electronic media in English and in one Indian language, and make meaning of the world by connecting people, ideas, books, media and technology.

PO3: Social Interaction: Elicit views of others, mediate disagreements and help reach conclusions in group settings.

PO4: Effective Citizenship: Demonstrate empathetic social concern and equity centered national development, and the ability to act with an informed awareness of issues and participate in civic life through volunteering.

PO5: Ethics: Recognize different value systems including your own, understand the moral dimensions of your decisions, and accept responsibility for them.

PO6: Environment and Sustainability: Understand the issues of environmental contexts and sustainable development.

PO7: Self-directed and Life-long Learning: Acquire the ability to engage in independent and life-long learning in the broadest context socio-technological changes.

	PO1	PO2	PO3	PO4	PO5	PO6	PO7
CO1	2	2	2	3	2	2	2
CO2	2	3	2	3	2	2	3
CO3	2	3	3	3	2	2	2
CO4	3	3	2	2	3	2	3
CO5	3	3	3	3	2	2	2
CO6	2	2	3	2	3	2	3
Average	2.3	2.6	2.5	2.6	2.3	2	2.5

### **Bachelor of Commerce (B. Com: General, Vocational):**

PO1: To provide conceptual knowledge and application skills in the domain of commerce studies

PO2: To sharpen students' analytical and decision-making skills

PO3: To provide a good foundation to students who plan to pursue professional courses like CA, ICWA, ICFA and MBA

PO4: To develop entrepreneurship and managerial skills in students so as to enable them to establish and manage their business establishments effectively.

PO5: To facilitate students with skills and abilities to become competent and competitive to be assured of good career and job placements.

	PO1	PO2	PO3	PO4	PO5
CO1	1	1	2	2	2
CO2	2	2	2	3	2
CO3	2	3	2	3	3
CO4	2	2	3	2	2
CO5	2	3	2	3	3
CO6	2	3	2	2	3
Average	1.8	2.3	2.1	2.5	2.5

### **Bachelor of Science (B.Sc.):**

**PO1: Effective Communication:** To communicate Scientific idea and attract more opportunities and also to enhance problem solving, Negotiation skills and productivity skills.

**PO2: Effective Citizenship:** To develop individual behavior and influence Society and social structure, work with a sense of responsibility towards social awareness, follow the Ethical standards in the society and to demonstrate and discuss the ethical conduct in scientific activities.

**PO3: Environment & Sustainability:** To understand the impact of science in social and environmental contexts and to apply the knowledge gain for attaining sustainable Development.

**PO4: Critical Thinking:** To interpret Evaluate and analyze the facts while solving problems and making decisions.

**PO5: Higher Progression:** To apply knowledge and skills acquired in progressing towards higher education.

**PO6: Employability Skills:** To Create potential work force by imparting the skill based Education required to achieve Employment.

	PO1	PO2	PO3	PO4	PO5	PO6
CO1	2	3	2	3	2	3
CO2	3	2	3	3	2	3
CO3	2	2	3	2	2	2
CO4	3	3	2	2	2	3
CO5	3	2	2	3	3	2
CO6	3	3	3	2	3	3
Average	2.6	2.5	2.5	2.5	2.3	2.6

### SEM-II: A COURSE IN READING AND WRITING SKILLS

(B.A. /B. Com./B. Sc.)

- Recognise the importance of Reading Skills (CO1)
- Compare and contrast different types of reading skills (CO2)
- Comprehend different texts ranging from fictitious inputs to authentic materials. (CO2)
- Paraphrase or summarise the lectures or written composition. (CO3)
- Use reading skills effectively (CO4)
- Use good writing strategies (CO4)
- Interpret different types of texts (CO4)
- Analyse what is being read (CO4)
- Build up a repository of active vocabulary and relate them to meet the purposes (CO4)
- Design constructive writing scripts based on needs (CO5)
- Develop varieties of writing compositions according to academic/social/professional needs (CO6)

#### **Bachelor of Arts (B. A.):**

	PO1	PO2	PO3	PO4	PO5	PO6	PO7
CO1	2	2	3	3	3	2	3
CO2	3	1	2	2	1	2	3
CO3	3	2	3	3	3	2	2
CO4	2	3	2	3	2	3	1
CO5	3	3	1	2	3	3	2
CO6	3	3	2	2	2	3	1
Average	2.6	2.3	2.1	2.5	2.3	2.5	2.6

#### **Bachelor of Commerce (B. Com: General, Vocational):**

	PO1	PO2	PO3	PO4	PO5
CO1	3	2	2	2	2
CO2	1	2	2	2	2
CO3	3	3	3	1	3
CO4	2	1	3	2	1
CO5	3	2	2	2	3
CO6	2	3	3	2	2
Average	2.3	2.1	2.3	1.83	2.1



**Bachelor of Science (B.Sc.):**

	PO1	PO2	PO3	PO4	PO5	PO6
CO1	2	2	2	2	2	3
CO2	3	2	3	1	2	1
CO3	3	3	2	2	2	2
CO4	2	3	1	3	3	3
CO5	2	3	3	2	2	2
CO6	2	2	2	3	3	3
	2.3	2.3	2.1	2.1	2.3	2.3

**SEM-III: A COURSE IN CONVERSATIONAL SKILLS**

(B.A. /B. Com./B. Sc.)

- Identify the strategies to improve conversant skills. (CO1)
- Understand the use of English in social interactions. (CO2)
- Understand how to make effective speeches/give constructive responses in interviews. (CO2)
- Apply conversational skills in academic/social/professional contexts in the form of interactions and interviews. (CO3)
- Use language skills accurately and fluently (CO3)
- Develop and demonstrate critical thinking skills and professional discourse (CO4)
- Compose various conversational skills and their usage in real-life situations. (CO5)
- Relate the given textual inputs to real-life situations (CO6)

**Bachelor of Arts (B. A.):**

	PO1	PO2	PO3	PO4	PO5	PO6	PO7
CO1	3	2	3	2	2	2	2
CO2	1	3	1	2	2	3	2
CO3	2	2	3	3	1	2	3
CO4	3	1	2	1	3	3	2
CO5	3	3	1	3	2	3	3
CO6	2	2	2	2	3	2	3
Average	2.3	2.1	1.8	2.1	2.1	2.5	2.5

**Bachelor of Commerce (B. Com: General, Vocational):**

	PO1	PO2	PO3	PO4	PO5
CO1	2	2	2	1	2
CO2	2	2	3	2	3
CO3	2	3	2	3	3
CO4	3	3	3	3	3
CO5	3	3	2	3	3
CO6	3	3	3	2	2
Average	2.5	2.6	2.5	2.3	2.6

**Bachelor of Science (B.Sc.):**

	PO1	PO2	PO3	PO4	PO5	PO6
CO1	3	2	1	2	2	2
CO2	3	2	2	2	2	2
CO3	2	2	3	2	3	3
CO4	3	3	2	3	2	2
CO5	3	2	3	3	3	2
CO6	2	2	3	2	3	3
Average	2.6	2.1	2.3	2.3	2.5	2.3

**Attainment Level of English - Semester I:**

Courses	No. of Students attended	No. of Students Attained			CO_DA CCAA	CO_IA MSA	CO_FA FA
		CCAA(2)	MSA(3)	FA(4)			
	(1)	CCAA(2)	MSA(3)	FA(4)	2/1	3/1	4/1
B.COM C.A	36	36	36	32	1	1	0.8
B.COM EM1	60	60	59	57	1	0.9	0.9
B.COM EM2	45	45	45	41	1	1	0.9
CBHC	29	29	29	28	1	1	0.9
CBMB	23	23	23	20	1	1	0.8
CBZ -EM	57	57	54	55	1	0.9	0.9
CZAqt	27	27	27	27	1	1	1
HEP EM	56	56	52	50	1	0.9	0.8
H.Sc	30	30	30	28	1	1	0.9
MPC E.M	51	51	49	50	1	0.9	0.9
MPCs	60	60	58	59	1	0.9	0.9
IHP	11	11	10	09	1	0.9	0.6

**Attainment Level of English - Semester II:**

Courses	No. of Students attended	No. of Students Attained			CO_DA CCAA	CO_IA MSA	CO_FA FA
		CCAA(2)	MSA(3)	FA(4)			
	(1)	CCAA(2)	MSA(3)	FA(4)	2/1	3/1	4/1
B.COM C.A	33	33	33	33	1	1	1
B.COM EM1	54	54	50	48	1	0.9	0.8
B.COM EM2	40	40	40	38	1	1	0.9
CBHC	29	29	29	19	1	1	0.6
CBMB	20	20	20	17	1	1	0.8
CBZ -EM	51	51	46	44	1	0.9	0.8
CZAqt	26	26	26	24	1	1	0.9
HEP EM	50	50	46	40	1	0.9	0.8
H.Sc	25	25	25	22	1	1	0.8
MPC E.M	42	42	40	37	1	0.9	0.8
MPCs	56	56	54	55	1	0.9	0.9
IHP	9	9	8	6	1	0.8	0.6

### Attainment Level of English - Semester III:

Courses	No. of Students attended	No. of Students Attained			CO_DA CCAA	CO_IA MSA	CO_FA FA
		CCAA(2)	MSA(3)	FA(4)			
	(1)	CCAA(2)	MSA(3)	FA(4)	2/1	3/1	4/1
B.COM C.A	33	33	33	33	1	1	1
B.COM EM1	51	51	50	50	1	0.9	0.9
B.COM EM2	40	40	40	39	1	1	0.9
CBHC	26	26	26	26	1	1	1
CBMB	17	17	17	17	1	1	1
CBZ -EM	47	47	47	45	1	1	0.9
CZAqt	26	26	26	26	1	1	1
HEP EM	48	48	48	45	1	1	0.9
H.Sc	23	23	23	22	1	1	0.9
MPC E.M	39	39	39	38	1	1	0.9
MPCs	55	55	55	54	1	1	0.9
THP	7	7	6	6	1	0.8	0.8

### B.Sc CBHC SEM-I,II & III CCAA Assessment Attainment

PO's	ENG SEM I Paper I	PO Attainment	Weighted product	ENG SEM II Paper-II	PO Attainment	Weighted product	ENG SEM III Paper-III	PO Attainment	Weighted product
PO1	2.6	1	2.6	2.3	1	2.3	2.6	1	2.6
PO2	2.5	1	2.5	2.3	1	2.3	2.1	1	2.1
PO3	2.5	1	2.5	2.1	1	2.1	2.3	1	2.3
PO4	2.5	1	2.5	2.1	1	2.1	2.3	1	2.3
PO5	2.3	1	2.3	2.3	1	2.3	2.5	1	2.5
PO6	2.6	1	2.6	2.3	1	2.3	2.3	1	2.3

### B.Sc CBHC SEM I,II& III MSA(IA) Attainment

PO's	ENG SEM I Paper I	PO Attainment	Weighted product	ENG SEM II Paper-II	PO Attainment	Weighted product	ENG SEM III Paper-III	PO Attainment	Weighted product
PO1	2.6	1	2.6	2.3	1	2.3	2.6	1	2.6
PO2	2.5	1	2.5	2.3	1	2.3	2.1	1	2.1
PO3	2.5	1	2.5	2.1	1	2.1	2.3	1	2.3
PO4	2.5	1	2.5	2.1	1	2.1	2.3	1	2.3
PO5	2.3	1	2.3	2.3	1	2.3	2.5	1	2.5
PO6	2.6	1	2.6	2.3	1	2.3	2.3	1	2.3

**B.Sc CBHC SEM I, II & III FA Attainment**

PO's	ENG SEM I Paper I	PO Attainment	Weighted product	ENG SEM II Paper-II	PO Attainment	Weighted product	ENG SEM III Paper-III	PO Attainment	Weighted product
PO1	2.6	0.9	2.8	2.3	0.6	3.8	2.6	1	2.6
PO2	2.5	0.9	2.7	2.3	0.6	3.8	2.1	1	2.1
PO3	2.5	0.9	2.7	2.1	0.6	3.5	2.3	1	2.3
PO4	2.5	0.9	2.7	2.1	0.6	3.5	2.3	1	2.3
PO5	2.3	0.9	2.5	2.3	0.6	3.8	2.5	1	2.5
PO6	2.6	0.9	2.8	2.3	0.6	3.8	2.3	1	2.3

**B.Sc CBMB SEM- I,II & III CCAA Assessment Attainment**

PO's	ENG SEM I Paper I	PO Attainment	Weighted product	ENG SEM II Paper-II	PO Attainment	Weighted product	ENG SEM III Paper-III	PO Attainment	Weighted product
PO1	2.6	1	2.6	2.3	1	2.3	2.6	1	2.6
PO2	2.5	1	2.5	2.3	1	2.3	2.1	1	2.1
PO3	2.5	1	2.5	2.1	1	2.1	2.3	1	2.3
PO4	2.5	1	2.5	2.1	1	2.1	2.3	1	2.3
PO5	2.3	1	2.3	2.3	1	2.3	2.5	1	2.5
PO6	2.6	1	2.6	2.3	1	2.3	2.3	1	2.3

**B.Sc CBMB SEM I,II& III MSA( IA) Attainment**

PO's	ENG SEM I Paper I	PO Attainment	Weighted product	ENG SEM II Paper-II	PO Attainment	Weighted product	ENG SEM III Paper-III	PO Attainment	Weighted product
PO1	2.6	1	2.6	2.3	1	2.3	2.6	1	2.6
PO2	2.5	1	2.5	2.3	1	2.3	2.1	1	2.1
PO3	2.5	1	2.5	2.1	1	2.1	2.3	1	2.3
PO4	2.5	1	2.5	2.1	1	2.1	2.3	1	2.3
PO5	2.3	1	2.3	2.3	1	2.3	2.5	1	2.5
PO6	2.6	1	2.6	2.3	1	2.3	2.3	1	2.3

**B.Sc CBMB SEM I, II & III FA Attainment**

PO's	ENG SEM I Paper I	PO Attainment	Weighted product	ENG SEM II Paper-II	PO Attainment	Weighted product	ENG SEM III Paper-III	PO Attainment	Weighted product
PO1	2.6	0.8	3.2	2.3	0.8	2.8	2.6	1	2.6
PO2	2.5	0.8	3.1	2.3	0.8	2.8	2.1	1	2.1
PO3	2.5	0.8	3.1	2.1	0.8	2.6	2.3	1	2.3
PO4	2.5	0.8	3.1	2.1	0.8	2.6	2.3	1	2.3
PO5	2.3	0.8	2.8	2.3	0.8	2.8	2.5	1	2.5
PO6	2.6	0.8	3.2	2.3	0.8	2.8	2.3	1	2.3

**B.Sc CBZ E.M SEM- I,II & III CCAA Assessment Attainment**

PO's	ENG SEM I Paper I	PO Attainment	Weighted product	ENG SEM II Paper-II	PO Attainment	Weighted product	ENG SEM III Paper-III	PO Attainment	Weighted product
PO1	2.6	1	2.6	2.3	1	2.3	2.6	1	2.6
PO2	2.5	1	2.5	2.3	1	2.3	2.1	1	2.1
PO3	2.5	1	2.5	2.1	1	2.1	2.3	1	2.3
PO4	2.5	1	2.5	2.1	1	2.1	2.3	1	2.3
PO5	2.3	1	2.3	2.3	1	2.3	2.5	1	2.5
PO6	2.6	1	2.6	2.3	1	2.3	2.3	1	2.3

**B.Sc CBZ E.M SEM I,II& III MSA( IA) Attainment**

PO's	ENG SEM I Paper I	PO Attainment	Weighted product	ENG SEM II Paper-II	PO Attainment	Weighted product	ENG SEM III Paper-III	PO Attainment	Weighted product
PO1	2.6	0.9	2.8	2.3	0.9	2.5	2.6	1	2.6
PO2	2.5	0.9	2.7	2.3	0.9	2.5	2.1	1	2.1
PO3	2.5	0.9	2.7	2.1	0.9	2.3	2.3	1	2.3
PO4	2.5	0.9	2.7	2.1	0.9	2.3	2.3	1	2.3
PO5	2.3	0.9	2.5	2.3	0.9	2.5	2.5	1	2.5
PO6	2.6	0.9	2.8	2.3	0.9	2.5	2.3	1	2.3

**B.Sc CBZ E.M SEM I, II & III FA Attainment**

PO's	ENG SEM I Paper I	PO Attainment	Weighted product	ENG SEM II Paper-II	PO Attainment	Weighted product	ENG SEM III Paper-III	PO Attainment	Weighted product
PO1	2.6	0.9	2.8	2.3	0.8	2.8	2.6	0.9	2.8
PO2	2.5	0.9	2.7	2.3	0.8	2.8	2.1	0.9	2.3
PO3	2.5	0.9	2.7	2.1	0.8	2.6	2.3	0.9	2.5
PO4	2.5	0.9	2.7	2.1	0.8	2.6	2.3	0.9	2.5
PO5	2.3	0.9	2.5	2.3	0.8	2.8	2.5	0.9	2.7
PO6	2.6	0.9	2.8	2.3	0.8	2.8	2.3	0.9	2.5

**B.Sc CZAQt SEM- I, II & III CCAA Assessment Attainment**

PO's	ENG SEM I Paper I	PO Attainment	Weighted product	ENG SEM II Paper-II	PO Attainment	Weighted product	ENG SEM III Paper-III	PO Attainment	Weighted product
PO1	2.6	1	2.6	2.3	1	2.3	2.6	1	2.6
PO2	2.5	1	2.5	2.3	1	2.3	2.1	1	2.1
PO3	2.5	1	2.5	2.1	1	2.1	2.3	1	2.3
PO4	2.5	1	2.5	2.1	1	2.1	2.3	1	2.3
PO5	2.3	1	2.3	2.3	1	2.3	2.5	1	2.5
PO6	2.6	1	2.6	2.3	1	2.3	2.3	1	2.3

**B.Sc CZAQt SEM I, II & III MSA( IA) Attainment**

PO's	ENG SEM I Paper I	PO Attainment	Weighted product	ENG SEM II Paper-II	PO Attainment	Weighted product	ENG SEM III Paper-III	PO Attainment	Weighted product
PO1	2.6	1	2.6	2.3	1	2.3	2.6	1	2.6
PO2	2.5	1	2.5	2.3	1	2.3	2.1	1	2.1
PO3	2.5	1	2.5	2.1	1	2.1	2.3	1	2.3
PO4	2.5	1	2.5	2.1	1	2.1	2.3	1	2.3
PO5	2.3	1	2.3	2.3	1	2.3	2.5	1	2.5
PO6	2.6	1	2.6	2.3	1	2.3	2.3	1	2.3

**B.Sc CZAQt SEM I, II & III FA Attainment**

PO's	ENG SEM I Paper I	PO Attainment	Weighted product	ENG SEM II Paper-II	PO Attainment	Weighted product	ENG SEM III Paper-III	PO Attainment	Weighted product
PO1	2.6	1	2.6	2.3	0.9	2.5	2.6	1	2.6
PO2	2.5	1	2.5	2.3	0.9	2.5	2.1	1	2.1
PO3	2.5	1	2.5	2.1	0.9	2.3	2.3	1	2.3
PO4	2.5	1	2.5	2.1	0.9	2.3	2.3	1	2.3
PO5	2.3	1	2.3	2.3	0.9	2.5	2.5	1	2.5
PO6	2.6	1	2.6	2.3	0.9	2.5	2.3	1	2.3

*Suyaltee*



V. N. D.  
PRINCIPAL  
A.S.D. GOVT. DEGREE COLLEGE (W)  
AUTONOMOUS  
KAKINADA

**ASD GOVERNMENT DEGREE COLLEGE (W) (A), KAKINADA**  
**Department of Telugu-General Telugu- I Semester-Paper-I – Pracheena Telugu Kavitwam**  
**Mapping Course Outcomes 2021-2022 with Programme Outcomes**  
**Bachelor of Science (B.Sc.)**

**Course Outcomes:**

- C.O. 1. Learn about ancient Telugu literature and the beauty of poetry.
- C.O. 2. Ithihas as a unique process in Telugu literature is social and political of the people learn about the conditions.
- C.O. 3 Students will learn about the Telugu culture, traditions and social life in the age of Prabandha period.
- C.O. 4. Students will learn to recognise the importance of the eligibilities of the Administrator.
- C.O.5. Students learn to nature of the Telugu poetry. Language ability and writing skills by studying the grammar of ancient poetry.

**PO1: Effective Communication:** To communicate Scientific idea and attract more opportunities and also to enhance problem solving, Negotiation skills and productivity skills.

**PO2: Effective Citizenship:** To develop individual behavior and influence Society and social structure, work with a sense of responsibility towards social awareness, follow the Ethical standards in the society and to demonstrate and discuss the ethical conduct in scientific activities.

**PO3: Environment & Sustainability:** To understand the impact of science in social and environmental contexts and to apply the knowledge gain for attaining sustainable Development.

**PO4: Critical Thinking:** To interpret Evaluate and analyze the facts while solving problems and making decisions.

**PO5: Higher Progression:** To apply knowledge and skills acquired in progressing towards higher education.

**PO6: Employability Skills:** To Create potential work force by imparting the skill based Education required to achieve Employment.

	PO1	PO2	PO3	PO4	PO5	PO6
CO1	3	3	1	2	3	3
CO2	3	2	3	3	3	3
CO3	2	2	3	3	3	3
CO4	3	3	1	3	3	3
CO5	2	1	1	3	3	3
Average	2.6	2.2	1.8	2.8	3	3



**ASD GOVERNMENT DEGREE COLLEGE (W) (A), KAKINADA**  
**Department of Telugu-General Telugu-II Semester-Paper-II- Aadhunika Telugu Sahityam**  
**Mapping Course Outcomes 2021-2022 with Programme Outcomes**  
**Bachelor of Science (B.Sc.)**

**Course Outcomes:**

- C.O.1. The influence of English language on modern literature in Telugu and its uniqueness is recognized.
- C.O. 2. Students will get understanding of contemporary modern literary forms like text poetry, short story, novel, drama, criticism.
- C.O. 3. Students Gain knowledge about the objectives of Bhavakavita and Abhyudaya Kavita. The birth and necessity of existentialist movements are recognized.
- C.O. 4. Students Can gain social consciousness through literature. A theory can be reviewed by knowing the actual conditions and not by theories.
- C.O. 5. Students Get social, cultural and political awareness through modern Telugu fiction literature.

**Programme Outcomes**

**PO1: Effective Communication:** To communicate Scientific idea and attract more opportunities and also to enhance problem solving, Negotiation skills and productivity skills.

**PO2: Effective Citizenship:** To develop individual behavior and influence Society and social structure, work with a sense of responsibility towards social awareness, follow the Ethical standards in the society and to demonstrate and discuss the ethical conduct in scientific activities.

**PO3: Environment & Sustainability:** To understand the impact of science in social and environmental contexts and to apply the knowledge gain for attaining sustainable Development.

**PO4: Critical Thinking:** To interpret Evaluate and analyze the facts while solving problems and making decisions.

**PO5: Higher Progression:** To apply knowledge and skills acquired in progressing towards higher education.

**PO6: Employability Skills:** To Create potential work force by imparting the skill based Education required to achieve Employment.

	PO1	PO2	PO3	PO4	PO5	PO6
CO1	2	3	1	1	3	3
CO2	3	2	1	3	3	3
CO3	3	1	1	2	3	3
CO4	3	3	2	2	3	3
CO5	2	2	1	1	3	3
Average	2.8	2.2	1.2	1.8	3	3

**ASD GOVERNMENT DEGREE COLLEGE (W) (A), KAKINADA**  
**Department of Telugu-General Telugu-III Semester-Paper-III-Srujana Bharati**  
**Mapping Course Outcomes 2021-2022 with Programme Outcomes**  
**Bachelor of Science (B.Sc.)**

**Course Outcomes:**

- CO1 The course enables the learners to develop creative writing skills and to use language skills.
- CO2 Writing skills can be expressed in a creative form, can take advantage of employment opportunities, acquire proficiency.
- CO3 The course also helps the learners to develop Communication skills, creative writing, translation, writing for Print and Electronic media.
- CO4 The course also helps the learners to develop creative writing in translation.
- CO5 Students Gain knowledge about the structure of Telugu language.

**Programme Outcomes:**

**PO1: Effective Communication:** To communicate Scientific idea and attract more opportunities and also to enhance problem solving, Negotiation skills and productivity skills.

**PO2: Effective Citizenship:** To develop individual behavior and influence Society and social structure, work with a sense of responsibility towards social awareness, follow the Ethical standards in the society and to demonstrate and discuss the ethical conduct in scientific activities.

**PO3: Environment & Sustainability:** To understand the impact of science in social and environmental contexts and to apply the knowledge gain for attaining sustainable Development.

**PO4: Critical Thinking:** To interpret Evaluate and analyze the facts while solving problems and making decisions.

**PO5: Higher Progression:** To apply knowledge and skills acquired in progressing towards higher education.

**PO6: Employability Skills:** To Create potential work force by imparting the skill based Education required to achieve Employment.

	PO1	PO2	PO3	PO4	PO5	PO6
CO1	2	1	1	1	3	3
CO2	3	1	1	1	3	3
CO3	3	1	1	2	3	3
CO4	3	1	1	2	2	3
CO5	3	1	1	1	3	3
Average	2.8	1	1	1.4	2.8	3

**Department of Telugu**  
**2021-22 General Telugu**  
**(B.A. /B. Com./B. Sc.)**

2020-21 General Telugu Attainment Level of Telugu - Semester I:

Courses	No. of Students attended	No. of Students Attained			CO_DA	CO_IA	CO_FA
		DA	IA	FA			
HEP	42	42	42	22	1	1	0.52
THP	08	08	08	08	1	1	1
B. Com (1)	47	46	47	31	0.96	1	0.66
B. Com (2)	38	38	38	26	1	1	0.68
CA	27	27	27	27	1	1	1
MPC	24	24	24	22	1	1	0.97
MPCS	23	23	23	22	1	1	0.96
CBZ	41	41	41	40	1	1	0.97
CZAqT	23	23	23	18	1	1	0.78
CBHC	22	21	22	21	0.95	1	0.95
CBMB	12	12	12	09	1	1	0.82
H. Sc	15	15	15	13	1	1	0.87
<b>THP Spl</b>	10	10	10	07	1	1	0.7

**2021-22 General Telugu**  
**(B.A. /B. Com./B. Sc.)**

2021-22 General Telugu Attainment Level of Telugu - Semester II:

Courses	No. of Students attended	No. of Students Attained			CO_DA	CO_IA	CO_FA
		DA	IA	FA			
HEP	41	41	42	26	1	1	0.63
THP	06	06	06	05	1	1	0.83
B. Com (1)	47	47	47	40	1	1	0.85
B. Com (2)	31	31	31	27	1	1	0.87
CA	25	25	25	25	1	1	1
MPC	21	21	21	18	1	1	0.86
MPCS	22	22	22	22	1	1	1
CBZ	39	39	39	39	1	1	1
CZAqT	23	22	23	22	0.96	1	0.96
CBHC	22	22	22	20	1	1	0.91
CBMB	09	09	09	09	1	1	1
H. Sc	14	14	14	13	1	1	0.93
<b>THP Spl</b>	09	09	09	07	1	1	0.78

**ASD GOVERNMENT DEGREE COLLEGE (W) (A), KAKINADA**

**Department of Telugu  
2021-22 General Telugu  
(B.A. /B. Com./B. Sc.)**

2021-22 General Telugu Attainment Level of Telugu - Semester III:

Courses	No. of Students attended	No. of Students Attained			CO_DA	CO_IA	CO_FA
		DA	IA	FA			
HEP	42	42	42	39	1	1	0.95
THP	06	06	06	06	1	1	1
B. Com (1)	45	45	45	44	0.96	1	0.66
B. Com (2)	31	31	31	25	1	1	0.81
CA	25	25	25	25	1	1	1
MPC	16	16	16	15	1	1	0.93
MPCS	21	21	21	21	1	1	1
CBZ	34	34	34	34	1	1	1
CZAqT	21	21	21	20	1	1	0.95
CBHC	19	19	19	17	1	1	0.89
CBMB	07	07	07	07	1	1	1
H. Sc	14	14	14	14	1	1	1
<b>THP Spl</b>	07	07	07	06	1	1	0.86

**B.Sc CBZ SEM-I,II & III CCAA Assessment Attainment**

PO's	TEL SEM I Paper I	PO Attainment	Weighed product	TEL SEM II Paper-II	PO Attainment	Weighed product	TEL SEM III Paper-III	PO Attainment	Weighed product
PO1	2.6	1	2.6	2.8	1	2.8	2.8	1	2.8
PO2	2.2	1	2.2	2.2	1	2.2	1	1	1
PO3	1.8	1	1.8	1.2	1	1.2	1	1	1
PO4	2.8	1	2.8	1.8	1	1.8	1.4	1	1.4
PO5	3	1	3	3	1	3	2.8	1	2.8
PO6	3	1	3	3	1	3	3	1	3

**B.Sc CBZ SEM I,II& III MSA(IA) Attainment**

PO's	TEL SEM I Paper I	PO Attainment	Weighed product	TEL SEM II Paper-II	PO Attainment	Weighed product	TEL SEM III Paper-III	PO Attainment	Weighed product
PO1	2.6	1	2.6	2.8	1	2.8	2.8	1	2.8
PO2	2.2	1	2.2	2.2	1	2.2	1	1	1
PO3	1.8	1	1.8	1.2	1	1.2	1	1	1
PO4	2.8	1	2.8	1.8	1	1.8	1.4	1	1.4
PO5	3	1	3	3	1	3	2.8	1	2.8
PO6	3	1	3	3	1	3	3	1	3

**B.Sc CBZ SEM I, II &III FA Attainment**

<b>PO's</b>	<b>TEL SEM I Paper I</b>	<b>PO Attainment</b>	<b>Weighed product</b>	<b>TEL SEM II Paper-II</b>	<b>PO Attainment</b>	<b>Weighed product</b>	<b>TEL SEM III Paper-III</b>	<b>PO Attainment</b>	<b>Weighed product</b>
<b>PO1</b>	2.6	0.97	2.52	2.3	1	2.3	2.6	1	2.6
<b>PO2</b>	2.5	0.97	2.42	2.3	1	2.3	2.1	1	2.1
<b>PO3</b>	2.5	0.97	2.42	2.1	1	2.1	2.3	1	2.3
<b>PO4</b>	2.5	0.97	2.42	2.1	1	2.1	2.3	1	2.3
<b>PO5</b>	2.3	0.97	2.23	2.3	1	2.3	2.5	1	2.5
<b>PO6</b>	2.6	0.97	2.52	2.3	1	2.3	2.3	1	2.3

**ASD GOVERNMENT DEGREE COLLEGE (W) (A), KAKINADA**  
**Department of Sanskrit**  
**Mapping Course Outcomes 2021- 2022 with Programme Outcomes**

**I B.A. B. Com, B.Sc.**

**“PROSE, POETRY AND GRAMMAR”**  
**2021-2022**

**COURSE OUTCOMES: SAN 20102**

CO1: Origin & development of prose literature: a deep study of ancient Indian prose literature help to understand the noble heritage of Sanskrit literature

CO2: Create the interest to read & understand a lengthy paragraph in classical language.

CO3: Inculcation of Moral values through teaching of Sanskrit Poetry and Other Literature such as Subhashitas, Panchatantra Stories, etc.

CO4: To improve functional Communication skills in Sanskrit language

**Bachelor of Science (B.Sc.):**

**PO1: Effective Communication:** To communicate Scientific idea and attract more opportunities and also to enhance problem solving, Negotiation skills and productivity skills.

**PO2: Effective Citizenship:** To develop individual behavior and influence Society and social structure, work with a sense of responsibility towards social awareness, follow the Ethical standards in the society and to demonstrate and discuss the ethical conduct in scientific activities.

**PO3: Environment & Sustainability:** To understand the impact of science in social and environmental contexts and to apply the knowledge gain for attaining sustainable Development.

**PO4: Critical Thinking:** To interpret Evaluate and analyze the facts while solving problems and making decision

**PO5: Higher Progression:** To apply knowledge and skills acquired in progressing towards higher education.

**PO6: Employability Skills:** To Create potential work force by imparting the skill based Education required to achieve Employment.

	PO1	PO2	PO3	PO4	PO5	PO6
CO1	2	1	2	3	1	3
CO2	3	2	1	2	1	2
CO3	4	1	2	3	1	2
CO4	2	1	1	2	1	1
Average	2.75	1.25	1.5	2.5	1	2

**SEM-I: Poetry,Prose&Grammar SAN 20102**  
**(B. Sc.) Attainment (2021 -2022)**

**Bachelor of Science (B.Sc.):**

Attainment Level of Sanskrit - Semester I

Cc	No. of Students attended	No. of Students Attained			CO_DA CCAA 2/1	CO_IA MSA 3/1	CO_FA 4/1
		DA	IA	FA			
THP	02	2	2	1	1	1	0.5
HEP	04	4	4	3	1	1	0.75
B. Com (.GM)	6	6	6	6	1	1	1
B. Com (E)	7	7	7	4	1	1	1
CA	8	8	8	8	1	1	1
MPC	24	24	24	23	1	1	0.95
MPCS	31	31	31	31	1	1	1
CBZ	10	10	10	10	1	1	1
C ZAQT	4	4	4	2	1	1	0.5
CBHT	7	7	7	7	1	1	1
CBMB	8	8	8	8	1	1	1
H. Sc	10	10	10	8	1	1	0.8

**SEM II: SANSKRIT**  
**I B.A. B. Com, B.Sc.**  
**“PROSE ,POETRY AND GRAMMAR”**

**2021-2022**

**COURSE OUTCOMES: SAN 20202**

CO1:Students acquire knowledge of Sanskrit grammar.

CO2:Drama of Bhasa, Kalidasa and general knowledge

of some famous Sanskrit Dramas.

CO3:To Estimate the moral/ethical values in Classical Sanskrit literature

CO4:To Appreciate the uses of Sanskrit language in modern World and apply the knowledge acquired to make basic conversation and basic writing in Sanskrit

	PO1	PO2	PO3	PO4	PO5	PO6
<b>CO1</b>	2	2	1	2	1	<b>3</b>
<b>CO2</b>	3	2	2	1	1	<b>2</b>
<b>CO3</b>	3	3	2	2	1	<b>2</b>
<b>CO4</b>	2	3	2	1	1	<b>1</b>
<b>Average</b>	<b>2.5</b>	<b>2.5</b>	<b>1.75</b>	<b>1.5</b>	<b>1</b>	<b>2</b>



**SEM-II: Poetry ,prose Grammar SAN 20202**  
**(B.A. /B. Com./B. Sc.)**

**Bachelor of Science (B.Sc.):**

Attainment Level of Sanskrit - Semester II:

Cc	No. of Students attended	No. of Students Attained			CO_DA CCAA 2/1	CO_IA MSA 3/1	CO_FA 4/1
		DA	IA	FA			
THP	02	2	2	2	1	1	1
HEP	04	4	4	3	1	1	0.75
B. Com (.GM)	6	6	6	6	1	1	1
B. Com (E)	7	7	7	3	1	1	0.42
CA	8	8	8	8	1	1	1
MPC	22	22	22	22	1	1	1
MPCS	30	30	30	30	1	1	1
CBZ	10	10	10	10	1	1	1
C ZAQT	4	4	4	4	1	1	1
CBHT	7	7	7	7	1	1	1
CBMB	8	8	8	8	1	1	1
H. Sc	8	8	8	5	1	1	0.62

**SEM III: SANSKRIT**

**II B.A. B. Com, B.Sc.**

**“DRMAUPAISHAD ,ALAMKARA ,HISTORY OF LITERATURE”**

**2021-2022**

**COURSE OUTCOMES: SAN 20302**

CO1:Students gain knowledge of some special part of Sanskrit grammar displays.

CO2:Drama of Bhasa, Kalidasa and general knowledge of some famous Sanskrit Dramas.

CO3:Learners obtain knowledge of aesthetics and their parts such as Chhanda, Rasa, Alankar etc.

CO4:The Indian aspects of environmental ideas are introduced to the students with particular reference Kautiliya arthashastra & Vedic texts.

	<b>PO1</b>	<b>PO2</b>	<b>PO3</b>	<b>PO4</b>	<b>PO5</b>	<b>PO6</b>
<b>CO1</b>	2	2	1	2	1	3
<b>CO2</b>	3	2	2	1	1	2
<b>CO3</b>	1	3	2	2	1	2
<b>CO4</b>	2	3	2	1	1	1
<b>Average</b>	<b>2</b>	<b>2.5</b>	<b>1.75</b>	<b>1.5</b>	<b>1</b>	<b>2</b>

**SEM III: SANSKRIT**  
**II B.A. B. Com, B.Sc.**  
**“DRMA, UPAISHAD, ALAMKARA, HISTORY OF LITERATURE”**

**2021-2022**

**COURSE OUTCOMES: SAN 20302**

**Bachelor of Science (B.Sc.):**

Attainment Level of Sanskrit- Semester III:

Cc	No. of Students attended	No. of Students Attained			CO_DA CCAA 2/1	CO_IA MSA 3/1	CO_FA 4/1
		DA	IA	FA			
THP	1	1	1	0	1	1	0
HEP	04	4	4	3	1	1	0.75
B. Com (.GM)	6	6	6	6	1	1	1
B. Com (E)	7	7	7	6	1	1	0.85
CA	7	7	7	7	1	1	1
MPC	22	22	22	21	1	1	0.95
MPCS	30	30	30	30	1	1	1
CBZ	10	10	10	10	1	1	1
C ZAQT	4	4	4	4	1	1	1
CBHT	7	7	7	7	1	1	1
CBMB	8	8	8	8	1	1	1
H. Sc	6	6	6	6	1	1	1

**B.Sc MPCS SEM- I,II & III CCAA Assessment Attainment**

PO's	SAN Paper I	PO Attainment	Weighted product	SAN SEM II Paper-II	PO Attainment	Weighted product	SAN SEM III Paper-III	PO Attainment	Weighted product
PO1	2.75	1	2.75	2.5	1	2.5	2	1	2
PO2	1.25	1	1.25	2.5	1	2.5	2.5	1	2.5
PO3	1.5	1	1.5	1.75	1	1.75	1.75	1	1.75
PO4	2.5	1	2.5	1.5	1	1.5	1.5	1	1.5
PO5	1	1	1	1	1	1	1	1	1
PO6	2	1	2	2	1	2	2	1	2

**B.Sc MPCS SEM- I,II & III MSA Assessment Attainment**

PO's	SAN SEM I Paper I	PO Attainment	Weighted product	SAN SEM II Paper-II	PO Attainment	Weighted product	SAN SEM III Paper-III	PO Attainment	Weighted product
PO1	2.75	1	2.75	2.5	1	2.5	2	1	2
PO2	1.25	1	1.25	2.5	1	2.5	2.5	1	2.5
PO3	1.5	1	1.5	1.75	1	1.75	1.75	1	1.75
PO4	2.5	1	2.5	1.5	1	1.5	1.5	1	1.5
PO5	1	1	1	1	1	1	1	1	1
PO6	2	1	2	2	1	2	2	1	2

**B.Sc MPCS SEM- I,II & III FA Assessment Attainment**

PO's	SAN SEM I Paper I	PO Attainment	Weighted product	SAN SEM II Paper-II	PO Attainment	Weighted product	SAN SEM III Paper-III	PO Attainment	Weighted product
PO1	2.75	1	2.75	2.5	1	2.5	2	1	2
PO2	1.25	1	1.25	2.3	1	2.3	2.5	1	2.5
PO3	1.5	1	1.5	2.5	1	2.5	1.75	1	1.75
PO4	2.5	1	2.5	2	1	2	1.5	1	1.5
PO5	1	1	1	2.3	1	2.3	1	1	1
PO6	2	1	2	2	1	2	2	1	2

**B.Sc MPC SEM-I,II & III CCAA Assessment Attainment**

PO's	SAN Paper I	PO Attainment	Weighted product	SAN SEM II Paper-II	PO Attainment	Weighted product	SAN SEM III Paper-III	PO Attainment	Weighted product
PO1	2.75	1	2.75	2.5	1	2.5	2	1	2
PO2	1.25	1	1.25	2.5	1	2.5	2.5	1	2.5
PO3	1.5	1	1.5	1.75	1	1.75	1.75	1	1.75
PO4	2.5	1	2.5	1.5	1	1.5	1.5	1	1.5
PO5	1	1	1	1	1	1	1	1	1
PO6	2	1	2	2	1	2	2	1	2

**B.Sc MPC SEM-I,II & III MSA Assessment Attainment**

PO's	SAN SEM I Paper I	PO Attainment	Weighted product	SAN SEM II Paper-II	PO Attainment	Weighted product	SAN SEM III Paper-III	PO Attainment	Weighted product
PO1	2.75	1	2.75	2.5	1	2.5	2	1	2
PO2	1.25	1	1.25	2.5	1	2.5	2.5	1	2.5
PO3	1.5	1	1.5	1.75	1	1.75	1.75	1	1.75
PO4	2.5	1	2.5	1.5	1	1.5	1.5	1	1.5
PO5	1	1	1	1	1	1	1	1	1
PO6	2	1	2	2	1	2	2	1	2

**B.Sc MPC SEM-I,II & III FA Assessment Attainment**

PO's	SAN SEM I Paper I	PO Attainment	Weighted product	SAN SEM II Paper-II	PO Attainment	Weighted product	SAN SEM III Paper-III	PO Attainment	Weighted product
PO1	2.75	0.95	2.6	2.5	1	2.5	2	0.95	1.9
PO2	1.25	0.95	1.18	2.5	1	2.3	2.5	0.95	2.37
PO3	1.5	0.95	1.42	1.75	1	2.5	1.75	0.95	1.70
PO4	2.5	0.95	2.37	1.5	1	2	1.5	0.95	1.42
PO5	1	0.95	0.95	1	1	2.3	1	0.95	0.95
PO6	2	0.95	1.9	2	1	2	2	0.95	2

**B.Sc CBZ SEM-I,II & III CCAA Assessment Attainment**

PO's	SAN Paper I	PO Attainment	Weighted product	SAN SEM II Paper-II	PO Attainment	Weighted product	SAN SEM III Paper-III	PO Attainment	Weighted product
PO1	2.75	1	2.75	2.5	1	2.5	2	1	2
PO2	1.25	1	1.25	2.5	1	2.5	2.5	1	2.5
PO3	1.5	1	1.5	1.75	1	1.75	1.75	1	1.75
PO4	2.5	1	2.5	1.5	1	1.5	1.5	1	1.5
PO5	1	1	1	1	1	1	1	1	1
PO6	2	1	2	2	1	2	2	1	2

**B.Sc CBZ SEM-I,II & III MSA Assessment Attainment**

PO's	SAN SEM I Paper I	PO Attainment	Weighted product	SAN SEM II Paper-II	PO Attainment	Weighted product	SAN SEM III Paper-III	PO Attainment	Weighted product
PO1	2.75	1	2.75	2.5	1	2.5	2	1	2
PO2	1.25	1	1.25	2.5	1	2.5	2.5	1	2.5
PO3	1.5	1	1.5	1.75	1	1.75	1.75	1	1.75
PO4	2.5	1	2.5	1.5	1	1.5	1.5	1	1.5
PO5	1	1	1	1	1	1	1	1	1
PO6	2	1	2	2	1	2	2	1	2

**B.Sc CBZ SEM-I,II & III FA Assessment Attainment**

PO's	SAN SEM I Paper I	PO Attainment	Weighted product	SAN SEM II Paper-II	PO Attainment	Weighted product	SAN SEM III Paper-III	PO Attainment	Weighted product
PO1	2.75	1	2.75	2.5	1	2.5	2	1	2
PO2	1.25	1	1.25	2.3	1	2.3	2.5	1	2.5
PO3	1.5	1	1.5	2.5	1	2.5	1.75	1	1.75
PO4	2.5	1	2.5	2	1	2	1.5	1	1.5
PO5	1	1	1	2.3	1	2.3	1	1	1
PO6	2	1	2	2	1	2	2	1	2

### B.Sc CZAQT SEM-I,II & III CCAA Assessment Attainment

PO's	SAN Paper I	PO Attainment	Weighted product	SAN SEM II Paper-II	PO Attainment	Weighted product	SAN SEM III Paper-III	PO Attainment	Weighted product
PO1	2.75	1	2.75	2.5	1	2.5	2	1	2
PO2	1.25	1	1.25	2.5	1	2.5	2.5	1	2.5
PO3	1.5	1	1.5	1.75	1	1.75	1.75	1	1.75
PO4	2.5	1	2.5	1.5	1	1.5	1.5	1	1.5
PO5	1	1	1	1	1	1	1	1	1
PO6	2	1	2	2	1	2	2	1	2

### B.Sc CZAQT SEM- I,II & III MSA Assessment Attainment

PO's	SAN SEM I Paper I	PO Attainment	Weighted product	SAN SEM II Paper-II	PO Attainment	Weighted product	SAN SEM III Paper-III	PO Attainment	Weighted product
PO1	2.75	1	2.75	2.5	1	2.5	2	1	2
PO2	1.25	1	1.25	2.5	1	2.5	2.5	1	2.5
PO3	1.5	1	1.5	1.75	1	1.75	1.75	1	1.75
PO4	2.5	1	2.5	1.5	1	1.5	1.5	1	1.5
PO5	1	1	1	1	1	1	1	1	1
PO6	2	1	2	2	1	2	2	1	2

### B.Sc CZAQT SEM- I,II & III FA Assessment Attainment

PO's	SAN SEM I Paper I	PO Attainment	Weighted product	SAN SEM II Paper-II	PO Attainment	Weighted product	SAN SEM III Paper-III	PO Attainment	Weighted product
PO1	2.75	0.5	1.37	2.5	1	2.5	2	1	2
PO2	1.25	0.5	0.62	2.3	1	2.3	2.5	1	2.5
PO3	1.5	0.5	0.75	2.5	1	2.5	1.75	1	1.75
PO4	2.5	0.5	1.25	2	1	2	1.5	1	1.5
PO5	1	0.5	0.5	2.3	1	2.3	1	1	1
PO6	2	0.5	1	2	1	2	2	1	2

**B.Sc CBHT SEM-I,II & III CCAA Assessment Attainment**

PO's	SAN Paper I	PO Attainment	Weighted product	SAN SEM II Paper-II	PO Attainment	Weighted product	SAN SEM III Paper-III	PO Attainment	Weighted product
PO1	2.75	1	2.75	2.5	1	2.5	2	1	2
PO2	1.25	1	1.25	2.5	1	2.5	2.5	1	2.5
PO3	1.5	1	1.5	1.75	1	1.75	1.75	1	1.75
PO4	2.5	1	2.5	1.5	1	1.5	1.5	1	1.5
PO5	1	1	1	1	1	1	1	1	1
PO6	2	1	2	2	1	2	2	1	2

**B.Sc CBHT SEM-I,II & III MSA Assessment Attainment**

PO's	SAN SEM I Paper I	PO Attainment	Weighted product	SAN SEM II Paper-II	PO Attainment	Weighted product	SAN SEM III Paper-III	PO Attainment	Weighted product
PO1	2.75	1	2.75	2.5	1	2.5	2	1	2
PO2	1.25	1	1.25	2.5	1	2.5	2.5	1	2.5
PO3	1.5	1	1.5	1.75	1	1.75	1.75	1	1.75
PO4	2.5	1	2.5	1.5	1	1.5	1.5	1	1.5
PO5	1	1	1	1	1	1	1	1	1
PO6	2	1	2	2	1	2	2	1	2

**B.Sc CBHT SEM-I,II & III FA Assessment Attainment**

PO's	SAN SEM I Paper I	PO Attainment	Weighted product	SAN SEM II Paper-II	PO Attainment	Weighted product	SAN SEM III Paper-III	PO Attainment	Weighted product
PO1	2.75	1	2.75	2.5	1	2.5	2	1	2
PO2	1.25	1	1.25	2.3	1	2.3	2.5	1	2.5
PO3	1.5	1	1.5	2.5	1	2.5	1.75	1	1.75
PO4	2.5	1	2.5	2	1	2	1.5	1	1.5
PO5	1	1	1	2.3	1	2.3	1	1	1
PO6	2	1	2	2	1	2	2	1	2



**BSC CBMB SEM- I,II & III CCA Assessment Attainment**

PO's	SAN Paper I	PO Attainment	Weighted product	SAN SEM II Paper-II	PO Attainment	Weighted product	SAN SEM III Paper-III	PO Attainment	Weighted product
PO1	2.75	1	2.75	2.5	1	2.5	2	1	2
PO2	1.25	1	1.25	2.5	1	2.5	2.5	1	2.5
PO3	1.5	1	1.5	1.75	1	1.75	1.75	1	1.75
PO4	2.5	1	2.5	1.5	1	1.5	1.5	1	1.5
PO5	1	1	1	1	1	1	1	1	1
PO6	2	1	2	2	1	2	2	1	2

**B.Sc CBMB SEM- I,II & III MSA Assessment Attainment**

PO's	SAN SEM I Paper I	PO Attainment	Weighted product	SAN SEM II Paper-II	PO Attainment	Weighted product	SAN SEM III Paper-III	PO Attainment	Weighted product
PO1	2.75	1	2.75	2.5	1	2.5	2	1	2
PO2	1.25	1	1.25	2.5	1	2.5	2.5	1	2.5
PO3	1.5	1	1.5	1.75	1	1.75	1.75	1	1.75
PO4	2.5	1	2.5	1.5	1	1.5	1.5	1	1.5
PO5	1	1	1	1	1	1	1	1	1
PO6	2	1	2	2	1	2	2	1	2

**B.Sc CBMB SEM- I,II & III FA Assessment Attainment**

PO's	SAN SEM I Paper I	PO Attainment	Weighted product	SAN SEM II Paper-II	PO Attainment	Weighted product	SAN SEM III Paper-III	PO Attainment	Weighted product
PO1	2.75	1	2.75	2.5	1	2.5	2	1	2
PO2	1.25	1	1.25	2.3	1	2.3	2.5	1	2.5
PO3	1.5	1	1.5	2.5	1	2.5	1.75	1	1.75
PO4	2.5	1	2.5	2	1	2	1.5	1	1.5
PO5	1	1	1	2.3	1	2.3	1	1	1
PO6	2	1	2	2	1	2	2	1	2

**BSC HSC SEM- I,II & III CCAA Assessment Attainment**

PO's	SAN Paper I	PO Attainment	Weighted product	SAN SEM II Paper-II	PO Attainment	Weighted product	SAN SEM III Paper-III	PO Attainment	Weighted product
PO1	2.75	1	2.75	2.5	1	2.5	2	1	2
PO2	1.25	1	1.25	2.5	1	2.5	2.5	1	2.5
PO3	1.5	1	1.5	1.75	1	1.75	1.75	1	1.75
PO4	2.5	1	2.5	1.5	1	1.5	1.5	1	1.5
PO5	1	1	1	1	1	1	1	1	1
PO6	2	1	2	2	1	2	2	1	2

**B.Sc HSC SEM- I,II & III MSA Assessment Attainment**

PO's	SAN SEM I Paper I	PO Attainment	Weighted product	SAN SEM II Paper-II	PO Attainment	Weighted product	SAN SEM III Paper-III	PO Attainment	Weighted product
PO1	2.75	1	2.75	2.5	1	2.5	2	1	2
PO2	1.25	1	1.25	2.5	1	2.5	2.5	1	2.5
PO3	1.5	1	1.5	1.75	1	1.75	1.75	1	1.75
PO4	2.5	1	2.5	1.5	1	1.5	1.5	1	1.5
PO5	1	1	1	1	1	1	1	1	1
PO6	2	1	2	2	1	2	2	1	2

**B.Sc HSC SEM- I,II & III FA Assessment Attainment**

PO's	SAN SEM I Paper I	PO Attainment	Weighted product	SAN SEM II Paper-II	PO Attainment	Weighted product	SAN SEM III Paper-III	PO Attainment	Weighted product
PO1	2.75	0.8	2.2	2.5	0.62	1.55	2	1	2
PO2	1.25	0.8	1.4	2.3	0.62	1.42	2.5	1	2.5
PO3	1.5	0.8	1.2	2.5	0.62	1.55	1.75	1	1.75
PO4	2.5	0.8	2	2	0.62	1.24	1.5	1	1.5
PO5	1	0.8	0.8	2.3	0.62	1.42	1	1	1
PO6	2	0.8	0.8	2	0.62	1.24	2	1	2

**I B.A. B. Com, B.Sc.**

**“PROSE ,POETRY AND GRAMMAR”**

**2021-2022**

**COURSE OUTCOMES: SAN 20102**

COI:Origin&development of prose literature: a deep study of ancient Indian prose literature help to understand the noble heritage of sanskrit literature

CO2: Create the interest to read & understand a lengthy paragraph in classical language.

CO3:Inculcation of Moral values through teaching of Sanskrit Poetry and Other Literature such as Subhashitas, Panchatantra Stories, etc.

CO4:To improve functional Communication skills in Sanskrit language

**Bachelor of Arts (B. A.):**

PO1: Critical Thinking: Take informed actions after identifying the assumptions that frame our thinking and actions, checking out the degree to which these assumptions are accurate and valid, and looking at our ideas and decisions (intellectual, organizational, and personal) from different perspectives

PO2: Effective Communication: Speak, read, write and listen clearly in person and through electronic media in English and in one Indian language, and make meaning of the world by connecting people, ideas, books, media and technology.

PO3: Social Interaction: Elicit views of others, mediate disagreements and help reach conclusions in group settings.

PO4: Effective Citizenship: Demonstrate empathetic social concern and equity centered national development, and the ability to act with an informed awareness of issues and participate in civic life through volunteering.

PO5: Ethics: Recognize different value systems including your own, understand the moral dimensions of your decisions, and accept responsibility for them.

PO6: Environment and Sustainability: Understand the issues of environmental contexts and sustainable development.

PO7: Self-directed and Life-long Learning: Acquire the ability to engage in independent and life-long learning in the broadest context socio-technological changes.

**SEM-I: Poetry,Prose&Grammar SAN 20102**  
**(B. A) Attainment (2021 -2022)**

**Bachelor of Arts (B. A.):**

COs/POs	P01	P02	P03	P04	P05	P06	P07
C01	3	2	2	2	3	1	2
C02	2	3	2	2	2	2	3
C03	2	2	3	3	3	1	2
C04	3	3	2	2	2	2	3
Average	2.5	2.5	2.25	2.25	2.5	1.5	2.5

Attainment Level of Sanskrit - Semester I

Cc	No. of Students attended	No. of Students Attained			CO_DA CCAA 2/1	CO_IA MSA 3/1	CO_FA 4/1
		DA	IA	FA			
THP	02	2	2	1	1	1	0.5
HEP	04	4	4	3	1	1	0.75
B. Com (.GM)	6	6	6	6	1	1	1
B. Com (E)	7	7	7	4	1	1	1
CA	8	8	8	8	1	1	1
MPC	24	24	24	23	1	1	0.95
MPCS	31	31	31	31	1	1	1
CBZ	10	10	10	10	1	1	1
C ZAQT	4	4	4	2	1	1	0.5
CBHT	7	7	7	7	1	1	1
CBMB	8	8	8	8	1	1	1
H. Sc	10	10	10	8	1	1	0.8

## SEM II: SANSKRIT

I B.A. B. Com, B.Sc.  
“PROSE, POETRY AND GRAMMAR”

2021-2022

### COURSE OUTCOMES: SAN 20202

CO1:Students acquire knowledge of Sanskrit grammar.

CO2:Drama of Bhasa, Kalidasa and general knowledge  
of some famous Sanskrit Dramas.

CO3:To Estimate the moral/ethical values in Classical Sanskrit literature

CO4:To Appreciate the uses of Sanskrit language in modern World and apply the knowledge acquired to make basic conversation and basic writing in Sanskrit

### Bachelor of Arts (B. A.):

COs/P0s	P01	P02	P03	P04	P05	P06	P07
C01	3	2	1	1	2	1	2
C02	3	3	2	1	2	1	2
C03	3	2	3	2	3	1	2
C04	2	3	2	2	2	1	3
Average	2.75	2.5	2	1.5	2.25	1	2.25

Cc	No. of Students attended	No. of Students Attained			CO_DA CCAA 2/1	CO_IA MSA 3/1	CO_FA 4/1
		DA	IA	FA			
THP	02	2	2	1	1	1	0.5
HEP	04	4	4	3	1	1	0.75
B. Com (.G)	6	6	6	6	1	1	1
B. Com (E.M)	7	7	7	4	1	1	1
CA	8	8	8	8	1	1	1
MPC	24	24	24	23	1	1	0.95
MPCS	31	31	31	31	1	1	1
CBZ	10	10	10	10	1	1	1
C ZAQT	4	4	4	2	1	1	0.5
CBHT	7	7	7	7	1	1	1
CBMB	8	8	8	8	1	1	1
H. Sc	10	10	10	8	1	1	0.8

**SEM-II: Poetry ,prose Grammar SAN 20202**  
**(B.A. /B. Com./B. Sc.)**

**Bachelor of Arts (B. A.):**

Attainment Level of Sanskrit - Semester II:

Cc	No. of Students attended	No. of Students Attained			CO_DA CCAA 2/1	CO_IA MSA 3/1	CO_FA 4/1
		DA	IA	FA			
THP	02	2	2	2	1	1	1
HEP	04	4	4	3	1	1	0.75
B. Com (.G	6	6	6	6	1	1	1
B. Com (E.)	7	7	7	3	1	1	0.42
CA	8	8	8	8	1	1	1
MPC	22	22	22	22	1	1	1
MPCS	30	30	30	30	1	1	1
CBZ	10	10	10	10	1	1	1
C ZAQT	4	4	4	4	1	1	1
CBHT	7	7	7	7	1	1	1
CBMB	8	8	8	8	1	1	1
H. Sc	8	8	8	5	1	1	0.62

**SEM III: SANSKRIT**

**I I B.A. B. Com, B.Sc.**

**“DRMAUPAISHAD ,ALAMKARA ,HISTORY OF LITERATURE”**

**2021-2022**

**COURSE OUTCOMES: SAN 20302**

CO1:Students gain knowledge of some special part of Sanskrit grammar displays.

CO2:Drama of Bhasa, Kalidasa and general knowledge of some famous Sanskrit Dramas.

CO3:Learners obtain knowledge of aesthetics and their parts such as Chhanda, Rasa, Alankar etc.

CO4:The Indian aspects of environmental ideas are introduced to the students with particular reference Kautiliya arthashastra & Vedic texts

COs/POs	P01	P02	P03	P04	P05	P06	P07
C01	3	2	1	1	2	1	2
C02	3	3	2	1	2	1	2
C03	3	2	2	1	3	1	3
C04	3	2	2	3	3	3	3
Average	3	2.25	1.75	1.5	2.5	1.5	2.5

### SEM III: SANSKRIT

I I B.A. B. Com, B.Sc.

“DRMA ,UPAISHAD ,ALAMKARA ,HISTORY OF LITERATURE”

2021-2022

#### COURSE OUTCOMES: SAN 20302

#### Bachelor of Arts (B. A.):

Attainment Level of Sanskrit- Semester III:

Cc	No. of Students attended	No. of Students Attained			CO_DA CCAA 2/1	CO_IA MSA 3/1	CO_FA 4/1
		DA	IA	FA			
THP	1	1	1	0	1	1	0
HEP	04	4	4	3	1	1	0.75
B. Com (.GM)	6	6	6	6	1	1	1
B. Com (E)	7	7	7	6	1	1	0.85
CA	7	7	7	7	1	1	1
MPC	22	22	22	21	1	1	0.95
MPCS	30	30	30	30	1	1	1
CBZ	10	10	10	10	1	1	1
C ZAQT	4	4	4	4	1	1	1
CBHT	7	7	7	7	1	1	1
CBMB	8	8	8	8	1	1	1
H. Sc	6	6	6	6	1	1	1

### B.A SEM- I,II & III CCAA Assessment Attainment

PO's	SAN Paper I	PO Attainment	Weighted product	SAN SEM II Paper-II	PO Attainment	Weighted product	SAN SEM III Paper-III	PO Attainment	Weighted product
PO1	2.5	1	2.5	2.75	1	2.75	3	1	3
PO2	2.5	1	2.5	2.5	1	2.5	2.25	1	2.25
PO3	2.25	1	2.25	2	1	2	1.75	1	1.75
PO4	2.25	1	2.25	1.5	1	1.5	1.5	1	1.5
PO5	2.5	1	2.5	2.25	1	2.25	2.5	1	2.5
PO6	1.5	1	1.5	1	1	1	1.5	1	1.5
PO7	2.5	1	2.5	2.25	1	2.25	2.5	1	2.5

### B.A SEM- I,II & III MSA Assessment Attainment

PO's	SAN SEM I Paper I	PO Attainment	Weighted product	SAN SEM II Paper-II	PO Attainment	Weighted product	SAN SEM III Paper-III	PO Attainment	Weighted product
PO1	2.5	1	2.5	2.75	1	2.75	3	1	3
PO2	2.5	1	2.5	2.5	1	2.5	2.25	1	2.25
PO3	2.25	1	2.25	2	1	2	1.75	1	1.75
PO4	2.25	1	2.25	1.5	1	1.5	1.5	1	1.5
PO5	2.5	1	2.5	2.25	1	2.25	2.5	1	2.5
PO6	1.5	1	1.5	1	1	1	1.5	1	1.5
Po7	2.5	1	2.5	2.25	1	2.25	2.5	1	2.5

### B.A SEM- I,II & III FA Assessment Attainment

PO's	SAN SEM I Paper I	PO Attainment	Weighted product	SAN SEM II Paper-II	PO Attainment	Weighted product	SAN SEM III Paper-III	PO Attainment	Weighted product
PO1	2.5	0.75	2.5	2.75	0.75	2.5	3	0.75	2.5
PO2	2.5	0.75	2.5	2.5	0.75	2.5	2.25	0.75	2.5
PO3	2.25	0.75	2.25	2	0.75	2.25	1.75	0.75	2.25
PO4	2.25	0.75	2.25	1.5	0.75	2.25	1.5	0.75	2.25
PO5	2.5	0.75	2.5	2.25	0.75	2.5	2.5	0.75	2.5
PO6	1.5	0.75	1.5	1	0.75	1.5	1.5	0.75	1.5
P07	2.5	0.75	2.5	2.25	0.75	2.5	2.5	0.75	2.5



**B.A T.H.P SEM- I,II & III CCAA Assessment Attainment**

PO's	SAN Paper I	PO Attainment	Weighted product	SAN SEM II Paper-II	PO Attainment	Weighted product	SAN SEM III Paper-III	PO Attainment	Weighted product
PO1	2.5	1	2.5	2.75	1	2.75	3	1	3
PO2	2.5	1	2.5	2.5	1	2.5	2.25	1	2.25
PO3	2.25	1	2.25	2	1	2	1.75	1	1.75
PO4	2.25	1	2.25	1.5	1	1.5	1.5	1	1.5
PO5	2.5	1	2.5	2.25	1	2.25	2.5	1	2.5
PO6	1.5	1	1.5	1	1	1	1.5	1	1.5
PO7	2.5	1	2.5	2.25	1	2.25	2.5	1	2.5

**B.A T.H.P SEM- I,II & III MSA Assessment Attainment**

PO's	SAN SEM I Paper I	PO Attainment	Weighted product	SAN SEM II Paper-II	PO Attainment	Weighted product	SAN SEM III Paper-III	PO Attainment	Weighted product
PO1	2.5	1	2.5	2.75	1	2.75	3	1	3
PO2	2.5	1	2.5	2.5	1	2.5	2.25	1	2.25
PO3	2.25	1	2.25	2	1	2	1.75	1	1.75
PO4	2.25	1	2.25	1.5	1	1.5	1.5	1	1.5
PO5	2.5	1	2.5	2.25	1	2.25	2.5	1	2.5
PO6	1.5	1	1.5	1	1	1	1.5	1	1.5
Po7	2.5	1	2.5	2.25	1	2.25	2.5	1	2.5

**B.A T.H.P SEM- I,II & III FA Assessment Attainment**

PO's	SAN SEM I Paper I	PO Attainment	Weighted product	SAN SEM II Paper-II	PO Attainment	Weighted product	SAN SEM III Paper-III	PO Attainment	Weighted product
PO1	2.5	0.5	1.25	2.5	1	2.5	3	0	0
PO2	2.5	0.5	1.25	2.5	1	2.5	2.25	0	0
PO3	2.25	0.5	1.12	2.25	1	2.25	1.75	0	0
PO4	2.25	0.5	1.12	2.25	1	2.25	1.5	0	0
PO5	2.5	0.5	1.25	2.5	1	2.5	2.5	0	0
PO6	1.5	0.5	0.75	1.5	1	1.5	1.5	0	0
P07	2.5	0.5	1.25	2.5	1	2.5	2.5	0	0

**SEM-I: Poetry,Prose&Grammar SAN 20102**  
**(B. COM) Attainment (2021 -2022)**

**Bachelor of Arts (B. com.):**

**COURSE OUTCOMES: SAN 20102**

CO1:Origin&development of prose literature: a deep study of ancient Indian prose literature help to understand the noble heritage of sanskrit literature

CO2: Create the interest to read & understand a lengthy paragraph in classical language.

CO3:Inculcation of Moral values through teaching of Sanskrit Poetry and Other Literature such as Subhashitas, Panchatantra Stories, etc.

CO4:To improve functional Communication skills in Sanskrit language

**Bachelor of Commerce (B. Com: General, Vocational):**

PO1: To provide conceptual knowledge and application skills in the domain of commerce studies  
PO2: To sharpen students' analytical and decision-making skills

PO3: To provide a good foundation to students who plan to pursue professional courses like CA,ICWA, ICFA and MBA

PO4: To develop entrepreneurship and managerial skills in students so as to enable them to establish and manage their business establishments effectively.

PO5: To facilitate students with skills and abilities to become competent and competitive to be assured of good career and job placements.

CO/PO	PO1	PO2	PO3	PO4	PO5
CO1	3	2	2	1	2
CO2	3	4	3	2	3
CO3	2	2	1	1	2
CO4	4	4	3	3	4
	2.5	2.5	2.25	1.75	2.5

Cc	No. of Students attended	No. of Students Attained			CO_DA CCAA 2/1	CO_IA MSA 3/1	CO_FA 4/1
		DA	IA	FA			
THP	02	2	2	1	1	1	0.5
HEP	04	4	4	3	1	1	0.75
B. Com (.G)	6	6	6	6	1	1	1
B. Com (E.M)	7	7	7	4	1	1	1
CA	8	8	8	8	1	1	1
MPC	24	24	24	23	1	1	0.95
MPCS	31	31	31	31	1	1	1
CBZ	10	10	10	10	1	1	1
C ZAQT	4	4	4	2	1	1	0.5
CBHT	7	7	7	7	1	1	1
CBMB	8	8	8	8	1	1	1
H. Sc	10	10	10	8	1	1	0.8

## SEM II: SANSKRIT

### I B.A. B. Com, B.Sc. “PROSE ,POETRY AND GRAMMAR”

2021-2022

#### **COURSE OUTCOMES: SAN 20202**

CO1:Students acquire knowledge of Sanskrit grammar.

CO2:Drama of Bhasa, Kalidasa and general knowledge of some famous Sanskrit Dramas.

CO3:To Estimate the moral/ethical values in Classical Sanskrit literature

CO4:To Appreciate the uses of Sanskrit language in modern World and apply the knowledge acquired to make basic conversation and basic writing in Sanskrit

#### **Bachelor of Arts (B. com.):**

CO/PO	PO1	PO2	PO3	PO4	PO5
CO1	3	2	1	1	2
CO2	2	3	1	1	2
CO3	2	4	1	1	3
CO4	3	5	1	3	4
	2.5	3.5	1	1.5	2.75

Cc	No. of Students attended	No. of Students Attained			CO_DA CCAA 2/1	CO_IA MSA 3/1	CO_FA 4/1
		DA	IA	FA			
THP	02	2	2	2	1	1	1
HEP	04	4	4	3	1	1	0.75
B. Com (.G	6	6	6	6	1	1	1
B. Com (E.)	7	7	7	3	1	1	0.42
CA	8	8	8	8	1	1	1
MPC	22	22	22	22	1	1	1
MPCS	30	30	30	30	1	1	1
CBZ	10	10	10	10	1	1	1
C ZAQT	4	4	4	4	1	1	1
CBHT	7	7	7	7	1	1	1
CBMB	8	8	8	8	1	1	1
H. Sc	8	8	8	5	1	1	0.62

### SEM III: SANSKRIT

I I B.A. B. Com, B.Sc.

“DRMAUPAISHAD ,ALAMKARA ,HISTORY OF LITERATURE”

2021-2022

#### COURSE OUTCOMES: SAN 20302

CO1:Students gain knowledge of some special part of Sanskrit grammar displays.

CO2:Drama of Bhasa, Kalidasa and general knowledge of some famous Sanskrit Dramas.

CO3:Learners obtain knowledge of aesthetics and their parts such as Chhanda, Rasa, Alankar etc.

CO4:The Indian aspects of environmental ideas are introduced to the students with particular reference Kautiliya arthashastra & Vedic texts.

[Bachelor of Arts \(B. com.\):](#)

CO/PO	PO1	PO2	PO3	PO4	PO5
CO1	5	3	2	1	3
CO2	4	4	2	2	3
CO3	4	5	1	3	4
CO4	3	4	3	5	4
	4	4	2	2.5	3.5

Cc	No. of Students attended	No. of Students Attained			CO_I	CO_	CO_FA
		DA	IA	FA	CCA/2/1	MSA/3/1	4/1
THP	1	1	1	0	1	1	0
HEP	04	4	4	3	1	1	0.75
B. Com (.G)	6	6	6	6	1	1	1
B. Com (E.M)	7	7	7	6	1	1	0.85
CA	7	7	7	7	1	1	1
MPC	22	22	22	21	1	1	0.95
MPCS	30	30	30	30	1	1	1
CBZ	10	10	10	10	1	1	1
C ZAQT	4	4	4	4	1	1	1
CBHT	7	7	7	7	1	1	1
CBMB	8	8	8	8	1	1	1
H. Sc	6	6	6	6	1	1	1

### B.COM (G)SEM- I,II & III CCAA Assessment Attainment

PO's	SAN Paper I	PO Attainment	Weighted product	SAN SEM II Paper-II	PO Attainment	Weighted product	SAN SEM III Paper-III	PO Attainment	Weighted product
PO1	2.5	1	2.5	2.5	1	2.5	4	1	4
PO2	2.5	1	2.5	3.5	1	3.5	4	1	4
PO3	2.25	1	2.25	1	1	1	2	1	2
PO4	1.75	1	1.75	1.5	1	1.5	2.5	1	2.5
PO5	2.5	1	2.5	2.75	1	2.75	3.5	1	3.5

### B.COM (G) SEM- I,II & III MSA Assessment Attainment

PO's	SAN SEM I Paper I	PO Attainment	Weighted product	SAN SEM II Paper-II	PO Attainment	Weighted product	SAN SEM III Paper-III	PO Attainment	Weighted product
PO1	2.5	1	2.5	2.5	1	2.5	4	1	4
PO2	2.5	1	2.5	3.5	1	3.5	4	1	4
PO3	2.25	1	2.25	1	1	1	2	1	2
PO4	1.75	1	1.75	1.5	1	1.5	2.5	1	2.5
PO5	2.5	1	2.5	2.75	1	2.75	3.5	1	3.5

**B.COM( G)SEM- I,II & III FA Assessment Attainment**

PO's	SAN SEM I Paper I	PO Attainment	Weighted product	SAN SEM II Paper-II	PO Attainment	Weighted product	SAN SEM III Paper-III	PO Attainment	Weighted product
PO1	2.5	1	2.5	2.5	1	2.5	4	1	4
PO2	2.5	1	2.5	3.5	1	3.5	4	1	4
PO3	2.25	1	2.25	1	1	1	2	1	2
PO4	1.75	1	1.75	1.5	1	1.5	2.5	1	2.5
PO5	2.5	1	2.5	2.75	1	2.75	3.5	1	3.5

**B.COM (E.M) SEM- I,II & III CCAA Assessment Attainment**

PO's	SAN Paper I	PO Attainment	Weighted product	SAN SEM II Paper-II	PO Attainment	Weighted product	SAN SEM III Paper-III	PO Attainment	Weighted product
PO1	2.5	1	2.5	2.5	1	2.5	4	1	4
PO2	2.5	1	2.5	3.5	1	3.5	4	1	4
PO3	2.25	1	2.25	1	1	1	2	1	2
PO4	1.75	1	1.75	1.5	1	1.5	2.5	1	2.5
PO5	2.5	1	2.5	2.75	1	2.75	3.5	1	3.5

**B.COM (E.M) SEM- I,II & III MSA Assessment Attainment**

PO's	SAN SEM I Paper I	PO Attainment	Weighted product	SAN SEM II Paper-II	PO Attainment	Weighted product	SAN SEM III Paper-III	PO Attainment	Weighted product
PO1	2.5	1	2.5	2.5	1	2.5	4	1	4
PO2	2.5	1	2.5	3.5	1	3.5	4	1	4
PO3	2.25	1	2.25	1	1	1	2	1	2
PO4	1.75	1	1.75	1.5	1	1.5	2.5	1	2.5
PO5	2.5	1	2.5	2.75	1	2.75	3.5	1	3.5

**B.COM(E.M) SEM- I,II & III FA Assessment Attainment**

PO's	SAN SEM I Paper I	PO Attainment	Weighted product	SAN SEM II Paper-II	PO Attainment	Weighted product	SAN SEM III Paper-III	PO Attainment	Weighted product
PO1	2.5	1	2.5	2.5	0.42	1.05	4	0.85	3.4
PO2	2.5	1	2.5	3.5	0.42	1.47	4	0.85	3.4
PO3	2.25	1	2.25	1	0.42	0.42	2	0.85	1.7
PO4	1.75	1	1.75	1.5	0.42	0.63	2.5	0.85	2.12
PO5	2.5	1	2.5	2.75	0.42	1.15	3.5	0.85	2.97

**B.A C.A SEM- I,II & III CCAA Assessment Attainment**

PO's	SAN Paper I	PO Attainment	Weighted product	SAN SEM II Paper-II	PO Attainment	Weighted product	SAN SEM III Paper-III	PO Attainment	Weighted product
PO1	2.5	1	2.5	2.5	1	2.5	4	1	4
PO2	2.5	1	2.5	3.5	1	3.5	4	1	4
PO3	2.25	1	2.25	1	1	1	2	1	2
PO4	1.75	1	1.75	1.5	1	1.5	2.5	1	2.5
PO5	2.5	1	2.5	2.75	1	2.75	3.5	1	3.5

**B.A C.A SEM- I,II & III MSA Assessment Attainment**

PO's	SAN SEM I Paper I	PO Attainment	Weighted product	SAN SEM II Paper-II	PO Attainment	Weighted product	SAN SEM III Paper-III	PO Attainment	Weighted product
PO1	2.5	1	2.5	2.5	1	2.5	4	1	4
PO2	2.5	1	2.5	3.5	1	3.5	4	1	4
PO3	2.25	1	2.25	1	1	1	2	1	2
PO4	1.75	1	1.75	1.5	1	1.5	2.5	1	2.5
PO5	2.5	1	2.5	2.75	1	2.75	3.5	1	3.5

**B.A C.A SEM- I,II & III FA Assessment Attainment**

PO's	SAN SEM I Paper I	PO Attainment	Weighted product	SAN SEM II Paper-II	PO Attainment	Weighted product	SAN SEM III Paper-III	PO Attainment	Weighted product
PO1	2.5	1	2.5	2.5	1	1.05	4	1	3.4
PO2	2.5	1	2.5	3.5	1	1.47	4	1	3.4
PO3	2.25	1	2.25	1	1	0.42	2	1	1.7
PO4	1.75	1	1.75	1.5	1	0.63	2.5	1	2.12
PO5	2.5	1	2.5	2.75	1	1.15	3.5	1	2.97

**ASD GOVERNMENT DEGREE COLLEGE (W) (A), KAKINADA**  
**Department of Hindi**

**SEM-I: - General Hindi- Prose, Short Stories Grammar & Letter writing**

**(B. Sc.) Attainment (2021-2022)**

**Bachelor of Science (B.Sc.):**

	PO1	PO2	PO3	PO4	PO5	PO6
CO1	3	2	3	3	2	3
CO2	3	3	3	2	2	3
CO3	2	3	3	3	3	2
CO4	2	2	2	3	2	3
CO5	3	2	2	2	3	2
CO6	3	3	3	3	3	3
%	2.6	2.5	2.6	2.6	2.3	2.6

**Attainment Level of Hindi - Semester I:**

Cc	No. of Students attended	No. of Students Attained			CO_DA CCAA 2/1	CO_IA MSA 3/1	CO_FA 4/1
		DA	IA	FA			
HEP	07	07	07	05	1	1	0.71
THP	01	01	01	0	1	1	0
B. Com (G)	04	04	04	03	1	1	0.75
CA	01	01	01	01	1	1	1
MPC	01	01	01	01	1	1	1
MPCS	04	04	04	04	1	1	1
CBZ	03	02	02	02	0.66	0.66	0.66
CBMB	03	03	03	03	1	1	1
HSC	03	03	03	03	1	1	1



## SEM-II: - General Hindi- Prose, Short Stories Grammar & Letter writing

(B.A. /B. Com./B. Sc.)

### Bachelor of Science (B.Sc.):

	PO1	PO2	PO3	PO4	PO5	PO6
CO1	3	2	3	2	3	2
CO2	2	2	2	2	2	2
CO3	2	3	3	2	3	2
CO4	3	2	2	2	2	2
CO5	2	2	2	2	2	2
CO6	3	3	3	2	2	2
%	2.5	2.3	2.5	2	2.3	2

### Attainment Level of Hindi - Semester II:

Cc	No. of Students attended	No. of Students Attained			CO_DA CCAA 2/1	CO_IA MSA 3/1	CO_FA 4/1
		DA	IA	FA			
HEP	06	06	06	05	1	1	0.83
THP	01	01	01	0	1	1	0
B. Com (G)	03	03	03	03	1	1	1
CA	01	01	01	01	1	1	1
MPC	01	01	01	01	1	1	1
MPCS	04	04	04	04	1	1	1
CBZ	02	0	0	0	0	0	0
CBMB	03	03	03	03	1	1	1
HSC	03	03	03	03	1	1	1

**SEM-III: Old and Modern Poetry & a History of Hindi Literature (B.A. /B. Com./B. Sc.)****Bachelor of Science (B.Sc.):**

	PO1	PO2	PO3	PO4	PO5	PO6
CO1	3	2	3	3	2	2
CO2	2	2	3	1	2	2
CO3	2	2	3	3	1	2
CO4	3	2	2	2	2	2
CO5	2	2	2	3	2	2
CO6	2	2	3	2	1	2
%	2.3	2	2.6	2.3	1.6	2

**Attainment Level of Hindi - Semester III:**

Cc	No. of Students attended	No. of Students Attained			CO_DA CCAA 2/1	CO_IA MSA 3/1	CO_FA 4/1
		DA	IA	FA			
HEP	06	06	06	05	1	1	0.83
THP	01	01	01	0	1	1	0
B. Com (G)	03	03	03	03	1	1	1
CA	01	01	01	01	1	1	1
MPC	01	01	01	01	1	1	1
MPCS	04	04	04	04	1	1	1
CBZ	02	0	0	0	0	0	0
CBMB	03	03	03	03	1	1	1
HSC	03	03	03	03	1	1	1

**B.Sc MPC SEM- I,II & III CCAA Assessment Attainment**

PO's	HIN SEM I Paper I	PO Attainment	Weighted product	HIN SEM II Paper-II	PO Attainment	Weighted product	HIN SEM III Paper-III	PO Attainment	Weighted product
PO1	2.6	1	2.6	2.5	1	2.5	2.3	1	2.3
PO2	2.5	1	2.5	2.3	1	2.3	2	1	2
PO3	2.6	1	2.6	2.5	1	2.5	2.6	1	2.6
PO4	2.6	1	2.6	2	1	2	2.3	1	2.3
PO5	2.3	1	2.3	2.3	1	2.3	1.6	1	1.6
PO6	2.6	1	2.6	2	1	2	2	1	2

**B.Sc MPC SEM- I,II & III MSA Assessment Attainment**

PO's	HIN SEM I Paper I	PO Attainment	Weighted product	HIN SEM II Paper-II	PO Attainment	Weighted product	HIN SEM III Paper-III	PO Attainment	Weighted product
PO1	2.6	1	2.6	2.5	1	2.5	2.3	1	2.3
PO2	2.5	1	2.5	2.3	1	2.3	2	1	2
PO3	2.6	1	2.6	2.5	1	2.5	2.6	1	2.6
PO4	2.6	1	2.6	2	1	2	2.3	1	2.3
PO5	2.3	1	2.3	2.3	1	2.3	1.6	1	1.6
PO6	2.6	1	2.6	2	1	2	2	1	2

**B.Sc MPC SEM- I,II & III FA Assessment Attainment**

PO's	HIN SEM I Paper I	PO Attainment	Weighted product	HIN SEM II Paper-II	PO Attainment	Weighted product	HIN SEM III Paper-III	PO Attainment	Weighted product
PO1	2.6	1	2.6	2.5	1	2.5	2.3	1	2.3
PO2	2.5	1	2.5	2.3	1	2.3	2	1	2
PO3	2.6	1	2.6	2.5	1	2.5	2.6	1	2.6
PO4	2.6	1	2.6	2	1	2	2.3	1	2.3
PO5	2.3	1	2.3	2.3	1	2.3	1.6	1	1.6
PO6	2.6	1	2.6	2	1	2	2	1	2

**B.Sc MPCS SEM- I,II & III CCAA Assessment Attainment**

PO's	HIN SEM I Paper I	PO Attainment	Weighted product	HIN SEM II Paper-II	PO Attainment	Weighted product	HIN SEM III Paper-III	PO Attainment	Weighted product
PO1	2.6	1	2.6	2.5	1	2.5	2.3	1	2.3
PO2	2.5	1	2.5	2.3	1	2.3	2	1	2
PO3	2.6	1	2.6	2.5	1	2.5	2.6	1	2.6
PO4	2.6	1	2.6	2	1	2	2.3	1	2.3
PO5	2.3	1	2.3	2.3	1	2.3	1.6	1	1.6
PO6	2.6	1	2.6	2	1	2	2	1	2

**B.Sc MPCS SEM- I,II & III MSA Assessment Attainment**

PO's	HIN SEM I Paper I	PO Attainment	Weighted product	HIN SEM II Paper-II	PO Attainment	Weighted product	HIN SEM III Paper-III	PO Attainment	Weighted product
PO1	2.6	1	2.6	2.5	1	2.5	2.3	1	2.3
PO2	2.5	1	2.5	2.3	1	2.3	2	1	2
PO3	2.6	1	2.6	2.5	1	2.5	2.6	1	2.6
PO4	2.6	1	2.6	2	1	2	2.3	1	2.3
PO5	2.3	1	2.3	2.3	1	2.3	1.6	1	1.6
PO6	2.6	1	2.6	2	1	2	2	1	2

**B.Sc MPCS SEM- I,II & III FA Assessment Attainment**

PO's	HIN SEM I Paper I	PO Attainment	Weighted product	HIN SEM II Paper-II	PO Attainment	Weighted product	HIN SEM III Paper-III	PO Attainment	Weighted product
PO1	2.6	1	2.6	2.5	1	2.5	2.3	1	2.3
PO2	2.5	1	2.5	2.3	1	2.3	2	1	2
PO3	2.6	1	2.6	2.5	1	2.5	2.6	1	2.6
PO4	2.6	1	2.6	2	1	2	2.3	1	2.3
PO5	2.3	1	2.3	2.3	1	2.3	1.6	1	1.6
PO6	2.6	1	2.6	2	1	2	2	1	2

**B.Sc CBMB SEM- I,II & III CCAA Assessment Attainment**

PO's	HIN SEM I Paper I	PO Attainment	Weighted product	HIN SEM II Paper-II	PO Attainment	Weighted product	HIN SEM III Paper-III	PO Attainment	Weighted product
PO1	2.6	1	2.6	2.5	1	2.5	2.3	1	2.3
PO2	2.5	1	2.5	2.3	1	2.3	2	1	2
PO3	2.6	1	2.6	2.5	1	2.5	2.6	1	2.6
PO4	2.6	1	2.6	2	1	2	2.3	1	2.3
PO5	2.3	1	2.3	2.3	1	2.3	1.6	1	1.6
PO6	2.6	1	2.6	2	1	2	2	1	2

**B.Sc CBMB SEM- I,II & III MSA Assessment Attainment**

PO's	HIN SEM I Paper I	PO Attainment	Weighted product	HIN SEM II Paper-II	PO Attainment	Weighted product	HIN SEM III Paper-III	PO Attainment	Weighted product
PO1	2.6	1	2.6	2.5	1	2.5	2.3	1	2.3
PO2	2.5	1	2.5	2.3	1	2.3	2	1	2
PO3	2.6	1	2.6	2.5	1	2.5	2.6	1	2.6
PO4	2.6	1	2.6	2	1	2	2.3	1	2.3
PO5	2.3	1	2.3	2.3	1	2.3	1.6	1	1.6
PO6	2.6	1	2.6	2	1	2	2	1	2

**B.Sc CBMB SEM- I,II & III FA Assessment Attainment**

PO's	HIN SEM I Paper I	PO Attainment	Weighted product	HIN SEM II Paper-II	PO Attainment	Weighted product	HIN SEM III Paper-III	PO Attainment	Weighted product
PO1	2.6	1	2.6	2.5	1	2.5	2.3	1	2.3
PO2	2.5	1	2.5	2.3	1	2.3	2	1	2
PO3	2.6	1	2.6	2.5	1	2.5	2.6	1	2.6
PO4	2.6	1	2.6	2	1	2	2.3	1	2.3
PO5	2.3	1	2.3	2.3	1	2.3	1.6	1	1.6
PO6	2.6	1	2.6	2	1	2	2	1	2

**B.Sc H.Sc SEM- I,II & III CCAA Assessment Attainment**

PO's	HIN SEM I Paper I	PO Attainment	Weighted product	HIN SEM II Paper-II	PO Attainment	Weighted product	HIN SEM III Paper-III	PO Attainment	Weighted product
PO1	2.6	1	2.6	2.5	1	2.5	2.3	1	2.3
PO2	2.5	1	2.5	2.3	1	2.3	2	1	2
PO3	2.6	1	2.6	2.5	1	2.5	2.6	1	2.6
PO4	2.6	1	2.6	2	1	2	2.3	1	2.3
PO5	2.3	1	2.3	2.3	1	2.3	1.6	1	1.6
PO6	2.6	1	2.6	2	1	2	2	1	2

**B.Sc H.Sc SEM- I,II & III MSA Assessment Attainment**

PO's	HIN SEM I Paper I	PO Attainment	Weighted product	HIN SEM II Paper-II	PO Attainment	Weighted product	HIN SEM III Paper-III	PO Attainment	Weighted product
PO1	2.6	1	2.6	2.5	1	2.5	2.3	1	2.3
PO2	2.5	1	2.5	2.3	1	2.3	2	1	2
PO3	2.6	1	2.6	2.5	1	2.5	2.6	1	2.6
PO4	2.6	1	2.6	2	1	2	2.3	1	2.3
PO5	2.3	1	2.3	2.3	1	2.3	1.6	1	1.6
PO6	2.6	1	2.6	2	1	2	2	1	2

**B.Sc H.Sc SEM- I,II & III FA Assessment Attainment**

PO's	HIN SEM I Paper I	PO Attainment	Weighted product	HIN SEM II Paper-II	PO Attainment	Weighted product	HIN SEM III Paper-III	PO Attainment	Weighted product
PO1	2.6	1	2.6	2.5	1	2.5	2.3	1	2.3
PO2	2.5	1	2.5	2.3	1	2.3	2	1	2
PO3	2.6	1	2.6	2.5	1	2.5	2.6	1	2.6
PO4	2.6	1	2.6	2	1	2	2.3	1	2.3
PO5	2.3	1	2.3	2.3	1	2.3	1.6	1	1.6
PO6	2.6	1	2.6	2	1	2	2	1	2

**B. Sc C.B.Z SEM- I,II & III CCAA Assessment Attainment**

PO's	HIN SEM I Paper I	PO Attainment	Weighted product	HIN SEM II Paper-II	PO Attainment	Weighted product	HIN SEM III Paper-III	PO Attainment	Weighted product
PO1	2.6	0.66	1.7	2.5	0	0	2.3	0	0
PO2	2.5	0.66	1.6	2.3	0	0	2	0	0
PO3	2.6	0.66	1.7	2.5	0	0	2.6	0	0
PO4	2.6	0.66	1.7	2	0	0	2.3	0	0
PO5	2.3	0.66	1.5	2.3	0	0	1.6	0	0
PO6	2.6	0.66	1.7	2	0	0	2	0	0

**B.Sc C.B.Z SEM- I,II & III MSA Assessment Attainment**

PO's	HIN SEM I Paper I	PO Attainment	Weighted product	HIN SEM II Paper-II	PO Attainment	Weighted product	HIN SEM III Paper-III	PO Attainment	Weighted product
PO1	2.6	0.66	1.7	2.5	0	0	2.3	0	0
PO2	2.5	0.66	1.6	2.3	0	0	2	0	0
PO3	2.6	0.66	1.7	2.5	0	0	2.6	0	0
PO4	2.6	0.66	1.7	2	0	0	2.3	0	0
PO5	2.3	0.66	1.5	2.3	0	0	1.6	0	0
PO6	2.6	0.66	1.7	2	0	0	2	0	0

**B.Sc C.B.Z SEM- I,II & III FA Assessment Attainment**

PO's	HIN SEM I Paper I	PO Attainment	Weighted product	HIN SEM II Paper-II	PO Attainment	Weighted product	HIN SEM III Paper-III	PO Attainment	Weighted product
PO1	2.6	0.66	1.7	2.5	0	0	2.3	0	0
PO2	2.5	0.66	1.6	2.3	0	0	2	0	0
PO3	2.6	0.66	1.7	2.5	0	0	2.6	0	0
PO4	2.6	0.66	1.7	2	0	0	2.3	0	0
PO5	2.3	0.66	1.5	2.3	0	0	1.6	0	0
PO6	2.6	0.66	1.7	2	0	0	2	0	0

**A.S.D. GOVT. DEGREE COLLEGE FOR WOMEN (A), KAKINADA**

**DEPARTMENT OF CHEMISTRY**

**2023-24 outgoing batch CO PO ATTAINMENT FOR ALL SEMESTERS (CBZ)**

**CO-PO MAPPING**

**1: Slight [Low]; 2: Moderate [Medium]; 3: Substantial [High], 0: (No Correlation)**

**I B.Sc Paper-I (Semeter I) : Inorganic & Physical Chemistry**

	<b>PO 1</b>	<b>PO 2</b>	<b>PO 3</b>	<b>PO 4</b>	<b>PO 5</b>	<b>PO 6</b>
<b>CO 1</b>	2	3	2	2	2	3
<b>CO 2</b>	3	2	3	0	3	2
<b>CO 3</b>	0	2	3	0	3	3
<b>AVG</b>	1.66	2.33	2.66	0.66	2.66	2.66

**I B.Sc Paper-II (Semeter II) : Organic & General Chemistry**

	<b>PO 1</b>	<b>PO 2</b>	<b>PO 3</b>	<b>PO 4</b>	<b>PO 5</b>	<b>PO 6</b>
<b>CO 1</b>	2	3	3	2	3	3
<b>CO 2</b>	2	2	0	2	3	0
<b>CO 3</b>	3	2	3	2	3	3
<b>CO 4</b>	2	3	2	1	2	1
<b>AVG</b>	2.25	2.5	2	1.75	2.7	1.75

**II B.Sc Paper-III (Semeter-III) Organic Chemistry & Spectroscopy**

	<b>PO 1</b>	<b>PO 2</b>	<b>PO 3</b>	<b>PO 4</b>	<b>PO 5</b>	<b>PO 6</b>
<b>CO 1</b>	3	3	3	2	3	3
<b>CO 2</b>	3	3	3	3	3	3



<b>CO 3</b>	3	2	3	2	3	3
<b>CO 4</b>	3	3	3	3	3	3
<b>AVG</b>	3	2.75	3	2.5	3	3

**II B.Sc Paper-IV( Semeter-IV) Inorganic,Organic & Physical Chemistry**

	<b>PO 1</b>	<b>PO 2</b>	<b>PO 3</b>	<b>PO 4</b>	<b>PO 5</b>	<b>PO 6</b>
<b>CO 1</b>	2	2	2	3	3	3
<b>CO 2</b>	3	2	3	3	3	2
<b>CO 3</b>	2	2	3	3	3	3
<b>CO 4</b>	3	3	3	0	3	0
<b>AVG</b>	2.5	2.5	2.75	2.25	3	2

**II B.Sc Paper-V (Semeter-IV) Inorganic & Physical Chemistry**

	<b>PO 1</b>	<b>PO 2</b>	<b>PO 3</b>	<b>PO 4</b>	<b>PO 5</b>	<b>PO 6</b>
<b>CO 1</b>	2	2	1	3	2	2
<b>CO 2</b>	3	3	2	3	2	2
<b>CO 3</b>	2	1	1	3	2	2
<b>CO 4</b>	2	2	1	3	2	1
<b>AVG</b>	2.25	2.25	1.25	3	2	1.75

### III B.Sc Paper-6D ( Semester –V) Environmental chemistry

	PO1	PO2	PO3	PO4	PO5	PO6
CO1	2	4	4	-	2	2
CO2	1	3	4	-	1	2
CO3	2	3	4	-	2	2
CO4	1	3	3	1	3	1
<b>Avg</b>	<b>1.5</b>	<b>3.25</b>	<b>3.75</b>	<b>0.25</b>	<b>2</b>	<b>1.75</b>

### III B.Sc Paper 7D ( Semester-V) Green chemistry and Nanotechnology

	PO1	PO2	PO3	PO4	PO5	PO6
CO1	3	3	4	2	1	2
CO2	1	2	3	1	1	2
CO3	3	3	3	1	1	1
CO4	3	3	3	2	3	3
<b>Avg</b>	<b>2.5</b>	<b>2.75</b>	<b>3.25</b>	<b>1.5</b>	<b>1.5</b>	<b>2</b>

### Calculating attainment at each level of course CBZ

Courses	No of students attended	No of students attained			CO CCAA	CO MSA	CO FA
		CCAA( $\geq 7$ )	MSA( $\geq 8$ )	FA( $\geq 26$ )			
	(1)	(2)	(3)	(4)	(2)/(1)	(3)/(1)	(4)/(1)
Inorganic & Physical Chemistry-1	54	54	54	28	1	1	0.519
Organic & General Chemistry-II	51	51	47	43	1	0.922	0.843
Organic Chemistry & Spectroscopy-III	44	44	39	26	1	0.886	0.591
Inorganic, Organic & Physical Chemistry-IV	45	45	42	41	1	0.933	0.911
Inorganic & Physical Chemistry-V	45	45	43	44	1	0.956	0.978
Environmental chemistry-6D	44	44	43	43	1	0.977	0.977
Green chemistry and Nanotechnology-7D	44	44	41	41	1	0.932	0.932

### I B.Sc CBZ Paper- I &II CCAA Assessment Attainment

PO's	Chem Paper I	PO Attainment	Weighed product	Chem Paper-II	PO Attainment	Weighed product
PO1	1.66	1	1.66	2.25	1	2.25
PO2	2.33	1	2.33	2.5	1	2.5
PO3	2.66	1	2.66	2	1	2
PO4	0.66	1	0.66	1.75	1	1.75
PO5	2.66	1	2.66	2.7	1	2.7
PO6	2.66	1	2.66	1.75	1	1.75

### I B.Sc CBZ Paper- I &II MSA( IA) Attainment

PO's	Chem Paper I	PO Attainment	Weighed product	Chem Paper-II	PO Attainment	Weighed product
PO1	1.66	1	1.66	2.25	0.922	2.075
PO2	2.33	1	2.33	2.5	0.922	2.305
PO3	2.66	1	2.66	2	0.922	1.844
PO4	0.66	1	0.66	1.75	0.922	1.614
PO5	2.66	1	2.66	2.7	0.922	2.489
PO6	2.66	1	2.66	1.75	0.922	1.614

### I B.Sc CBZ Paper- I &II FA Attainment

PO's	Chem Paper I	PO Attainment	Weighed product	Chem Paper-II	PO Attainment	Weighed product
PO1	1.66	0.519	0.862	2.25	0.843	1.897
PO2	2.33	0.519	1.209	2.5	0.843	2.108
PO3	2.66	0.519	1.381	2	0.843	1.686
PO4	0.66	0.519	0.343	1.75	0.843	1.475
PO5	2.66	0.519	1.381	2.7	0.843	2.276
PO6	2.66	0.519	1.381	1.75	0.843	1.475

### II B.Sc Paper- III, IV &V CCAA Assessment Attainment

PO's	Chem Paper III	PO Attainment	Weighed product	Chem Paper-IV	PO Attainment	Weighed product	Chem Paper-V	PO Attainment	Weighed product
PO1	3	1	3	2.5	1	2.5	2.25	1	2.25
PO2	2.75	1	2.75	2.5	1	2.5	2.25	1	2.25
PO3	3	1	3	2.75	1	2.75	1.25	1	1.25
PO4	2.5	1	2.5	2.25	1	2.25	3	1	3
PO5	3	1	3	3	1	3	2	1	2
PO6	3	1	3	2	1	2	1.75	1	1.75

### II B.Sc CBZ Paper- III, IV & V MSA( IA) Attainment

PO's	Chem Paper III	PO Attainment	Weighed product	Chem Paper-IV	PO Attainment	Weighed product	Chem Paper-V	PO Attainment	Weighed product
PO1	3	0.886	2.658	2.5	0.933	2.333	2.25	0.956	2.151
PO2	2.75	0.886	2.437	2.5	0.933	2.333	2.25	0.956	2.151
PO3	3	0.886	2.658	2.75	0.933	2.566	1.25	0.956	1.195
PO4	2.5	0.886	2.215	2.25	0.933	2.099	3	0.956	2.868
PO5	3	0.886	2.658	3	0.933	2.799	2	0.956	1.912
PO6	3	0.886	2.658	2	0.933	1.866	1.75	0.956	1.673

### II B.Sc CBZ Paper- III, IV & V FA Attainment

PO's	Chem Paper III	PO Attainment	Weighed product	Chem Paper-IV	PO Attainment	Weighed product	Chem Paper-V	PO Attainment	Weighed product
PO1	3	0.591	1.773	2.5	0.911	2.278	2.25	0.978	2.201
PO2	2.75	0.591	1.625	2.5	0.911	2.278	2.25	0.978	2.201
PO3	3	0.591	1.773	2.75	0.911	2.505	1.25	0.978	1.223
PO4	2.5	0.591	1.478	2.25	0.911	2.05	3	0.978	2.934
PO5	3	0.591	1.773	3	0.911	2.733	2	0.978	1.956
PO6	3	0.591	1.773	2	0.911	1.822	1.75	0.978	1.712

### III B.Sc CBZ Paper -6D&7D (SEM-V) CCAA Assessment Attainment

PO's	Chem 6D	PO Attainment	Weighed product	Chem 7D	PO Attainment	Weighed product
PO1	1.5	1	1.5	2.5	1	2.5
PO2	3.25	1	3.25	2.75	1	2.75
PO3	3.75	1	3.75	3.25	1	3.25
PO4	0.25	1	0.25	1.5	1	1.5
PO5	2	1	2	1.5	1	1.5
PO6	1.75	1	1.75	2	1	2

### III B.Sc CBZ Paper -6D&7D (SEM-V) MSA( IA) Assessment Attainment

PO's	Chem 6D	PO Attainment	Weighed product	Chem 7D	PO Attainment	Weighed product
PO1	1.5	0.977	1.466	2.5	0.932	2.33
PO2	3.25	0.977	3.175	2.75	0.932	2.563
PO3	3.75	0.977	3.664	3.25	0.932	3.029
PO4	0.25	0.977	0.244	1.5	0.932	1.398

<b>PO5</b>	2	<b>0.977</b>	1.954	1.5	<b>0.932</b>	1.398
<b>PO6</b>	1.75	<b>0.977</b>	1.71	2	<b>0.932</b>	1.864

**III B.Sc CBZ Paper -6D&7D (SEM-V) FA Assessment Attainment**

<b>PO's</b>	<b>Chem 6D</b>	<b>PO Attainment</b>	<b>Weighed product</b>	<b>Chem 7D</b>	<b>PO Attainment</b>	<b>Weighed product</b>
<b>PO1</b>	1.5	<b>0.977</b>	1.466	2.5	<b>0.932</b>	2.33
<b>PO2</b>	3.25	<b>0.977</b>	3.175	2.75	<b>0.932</b>	2.563
<b>PO3</b>	3.75	<b>0.977</b>	3.664	3.25	<b>0.932</b>	3.029
<b>PO4</b>	0.25	<b>0.977</b>	0.244	1.5	<b>0.932</b>	1.398
<b>PO5</b>	2	<b>0.977</b>	1.954	1.5	<b>0.932</b>	1.398
<b>PO6</b>	1.75	<b>0.977</b>	1.71	2	<b>0.932</b>	1.864

**A.S.D. GOVT. DEGREE COLLEGE FOR WOMEN (A), KAKINADA**

**DEPARTMENT OF BOTANY**

**2023-24 outgoing batch CO PO ATTAINMENT FOR ALL SEMESTERS  
(CBZ)**

**CO-PO MAPPING**

The COs are mapped to POs based on the relevance on a scale of 0-3

**(1: Slight [Low]; 2: Moderate [Medium]; 3: Substantial [High], '-'/0:No Correlation)**

**I B.Sc (Semeter I) Bot Paper:1 Fundamentals of Microbes and Non Vascular Plants**

	PO1	PO2	PO3	PO4	PO5	PO6
CO1	1	2	1	2	2	2
CO2	2	2	1	2	2	2
CO3	1	2	2	2	2	2
CO4	1	2	2	2	2	2
CO5	2	1	2	2	2	2
Average	1.4	1.8	1.6	2	2	2

**I B.Sc (Semeter I) Bot Paper-2 Basics of Vascular Plants and Phytogeography**

	PO1	PO2	PO3	PO4	PO5	PO6
CO1	1	2	2	2	2	2
CO2	2	2	1	2	2	2
CO3	1	2	1	1	2	2
CO4	1	2	1	2	2	2
CO5	2	1	2	1	2	2
Average	1.4	1.8	1.4	1.6	2	2

**II B.Sc (Semeter III) Bot Paper-3 Anatomy and Embryology of Angiosperms, Plant Ecology and Biodiversity**

	PO1	PO2	PO3	PO4	PO5	PO6
CO1	2	1	2	1	1	1
CO2	2	1	2	1	2	2
CO3	2	1	2	2	2	2
CO4	2	1	2	2	2	2
CO5	2	2	3	3	3	3
Average	2	1.3	2.2	1.8	2	2

**II B.Sc (Semeter IV) Bot Paper-4 Plant Physiology and Metabolism**

	PO1	PO2	PO3	PO4	PO5	PO6
CO1	2	2	2	3	2	2
CO2	2	1	2	3	2	2
CO3	1	1	2	3	2	2
CO4	2	1	2	3	2	2
CO5	2	1	2	2	1	2
Average	1.8	1.3	2	2.8	1.8	2

### II B.Sc (Semeter IV) Bot Paper-5 Cell Biology, Genetics & Plant breeding

	PO1	PO2	PO3	PO4	PO5	PO6
CO1	1	1	1	2	2	2
CO2	1	1	1	2	2	2
CO3	2	1	2	3	3	3
CO4	2	1	2	3	3	3
CO5	2	2	2	2	2	3
Average	1.6	1.3	1.6	2.6	2.4	2.6

### III B.Sc (Semeter V )Bot Paper-6A Plant Propagation

	PO1	PO2	PO3	PO4	PO5	PO6
CO1	2	2	2	2	2	3
CO2	1	1	2	1	2	1
CO3	2	1	2	3	3	3
CO4	2	2	1	3	2	3
CO5	2	1	2	3	3	3
Average	1.8	1.4	1.8	2.4	2.4	2.6

### III B.Sc (Semeter V) Bot Paper-7A Seed Technology

	PO1	PO2	PO3	PO4	PO5	PO6
CO1	2	1	2	2	2	2
CO2	2	1	1	3	2	2
CO3	3	2	2	2	2	2
CO4	2	2	2	3	2	2
CO5	3	2	2	3	1	2
Average	2.4	1.6	1.8	2.6	1.8	2

### Calculating attainment at each level of course CBZ Botany

Courses	No of students attended	No of students attained			CO_CCAA	CO_MSA	CO_FA
		CCAA( $\geq 7$ )	MSA( $\geq 8$ )	FA( $\geq 26$ )			
	(1)	(2)	(3)	(4)	(2)/(1)	(3)/(1)	(4)/(1)
<b>Fundamentals of Microbes and Non Vascular Plants</b>	54	54	54	50	1	1	0.925
<b>Basics of Vascular Plants and Phytogeography</b>	51	51	51	47	1	1	0.921
<b>Anatomy and Embryology of Angiosperms, Plant Ecology and Biodiversity</b>	47	47	47	45	1	1	0.957
<b>Plant Physiology and Metabolism</b>	45	45	45	43	1	1	0.955
<b>Cell Biology, Genetics &amp; Plant breeding</b>	45	45	45	45	1	1	1
<b>Plant Propagation - 6A</b>	44	44	45	44	1	1	1
<b>Seed Technology-7A</b>	44	44	45	44	1	1	1



**I B.Sc CBZ Bot Paper- I &II CCAA Assessment Attainment**

<b>PO's</b>	<b>Bot Paper I</b>	<b>PO Attainment</b>	<b>Weighed product</b>	<b>Bot Paper-II</b>	<b>PO Attainment</b>	<b>Weighed product</b>
<b>PO1</b>	1.4	1	1.4	1.4	1	1.4
<b>PO2</b>	1.8	1	1.8	1.8	1	1.8
<b>PO3</b>	1.6	1	1.6	1.4	1	1.4
<b>PO4</b>	2	1	2	1.6	1	1.6
<b>PO5</b>	2	1	2	2	1	2
<b>PO6</b>	2	1	2	2	1	2

**I B.Sc CBZ Bot Paper- I &II MSA( IA) Attainment**

<b>PO's</b>	<b>Bot Paper I</b>	<b>PO Attainment</b>	<b>Weighed product</b>	<b>Bot Paper-II</b>	<b>PO Attainment</b>	<b>Weighed product</b>
<b>PO1</b>	1.4	1	1.4	1.4	1	1.4
<b>PO2</b>	1.8	1	1.8	1.8	1	1.8
<b>PO3</b>	1.6	1	1.6	1.4	1	1.6
<b>PO4</b>	2	1	2	1.6	1	2
<b>PO5</b>	2	1	2	2	1	2
<b>PO6</b>	2	1	2	2	1	2

**I B.Sc CBZ Bot Paper- I &II FA Attainment**

<b>PO's</b>	<b>Bot Paper I</b>	<b>PO Attainment</b>	<b>Weighed product</b>	<b>Bot Paper-II</b>	<b>PO Attainment</b>	<b>Weighed product</b>
<b>PO1</b>	1.4	<b>0.925</b>	<b>1.295</b>	1.4	<b>0.921</b>	1.2894
<b>PO2</b>	1.8	<b>0.925</b>	<b>1.665</b>	1.8	<b>0.921</b>	1.6578
<b>PO3</b>	1.6	<b>0.925</b>	<b>1.48</b>	1.4	<b>0.921</b>	1.2894
<b>PO4</b>	2	<b>0.925</b>	<b>1.85</b>	1.6	<b>0.921</b>	1.4736
<b>PO5</b>	2	<b>0.925</b>	<b>1.85</b>	2	<b>0.921</b>	1.842
<b>PO6</b>	2	<b>0.925</b>	<b>1.85</b>	2	<b>0.921</b>	1.842

## II B.Sc Bot Paper- III, IV &V CCAA Assessment Attainment

PO's	Bot Paper III	PO Attainment	Weighted product	Bot Paper-IV	PO Attainment	Weighted product	Bot Paper-V	PO Attainment	Weighted product
PO1	2	1	2	1.8	1	1.8	1.6	1	1.6
PO2	1.3	1	1.3	1.3	1	1.3	1.3	1	1.3
PO3	2.2	1	2.2	2	1	2	1.6	1	1.6
PO4	1.8	1	1.8	2.8	1	2.8	2.6	1	2.6
PO5	2	1	2	1.8	1	1.8	2.4	1	2.4
PO6	2	1	2	2	1	2	2.6	1	2.6

## II B.Sc CBZ Bot Paper- III, IV &V MSA( IA) Attainment

PO's	Bot Paper III	PO Attainment	Weighted product	Bot Paper-IV	PO Attainment	Weighted product	Bot Paper-V	PO Attainment	Weighted product
PO1	2	1	2	1.8	1	1.8	1.6	1	1.6
PO2	1.3	1	1.3	1.3	1	1.3	1.3	1	1.3
PO3	2.2	1	2.2	2	1	2	1.6	1	1.6
PO4	1.8	1	1.8	2.8	1	2.8	2.6	1	2.6
PO5	2	1	2	1.8	1	1.8	2.4	1	2.4
PO6	2	1	2	2	1	2	2.6	1	2.6

## II B.Sc CBZ Bot Paper- III, IV &V FA Attainment

PO's	Bot Paper III	PO Attainment	Weighted product	Bot Paper-IV	PO Attainment	Weighted product	Bot Paper-V	PO Attainment	Weighted product
PO1	2	0.957	1.914	1.8	0.955	1.719	1.6	1	1.6
PO2	1.3	0.957	1.244	1.3	0.955	1.241	1.3	1	1.3
PO3	2.2	0.957	2.105	2	0.955	1.91	1.6	1	1.6
PO4	1.8	0.957	1.722	2.8	0.955	2.674	2.6	1	2.6
PO5	2	0.957	1.914	1.8	0.955	1.719	2.4	1	2.4
PO6	2	0.957	1.914	2	0.955	1.91	2.6	1	2.6

### III B.Sc CBZ Bot Paper -6A&7A (SEM-V) CCAA Assessment Attainment

PO's	Bot 6A	PO Attainment	Weighed product	Bot 7A	PO Attainment	Weighed product
PO1	1.8	1	1.8	2.4	1	2.4
PO2	1.4	1	1.4	1.6	1	1.6
PO3	1.8	1	1.8	1.8	1	1.8
PO4	2.4	1	2.4	2.6	1	2.6
PO5	2.4	1	2.4	1.8	1	1.8
PO6	2.6	1	2.6	2	1	2

### III B.Sc CBZ Bot Paper -6A&7A (SEM-V) MSA( IA) Assessment Attainment

PO's	Bot 6A	PO Attainment	Weighed product	Bot 7A	PO Attainment	Weighed product
PO1	1.8	1	1.8	2.4	1	2.4
PO2	1.4	1	1.4	1.6	1	1.6
PO3	1.8	1	1.8	1.8	1	1.8
PO4	2.4	1	2.4	2.6	1	2.6
PO5	2.4	1	2.4	1.8	1	1.8
PO6	2.6	1	2.6	2	1	2

### III B.Sc CBZ Bot Paper -6A&7A (SEM-V) FA Assessment Attainment

PO's	Bot 6A	PO Attainment	Weighed product	Bot 7A	PO Attainment	Weighed product
PO1	1.8	1	1.8	2.4	1	2.4
PO2	1.4	1	1.4	1.6	1	1.6
PO3	1.8	1	1.8	1.8	1	1.8
PO4	2.4	1	2.4	2.6	1	2.6

<b>PO5</b>	2.4	<b>1</b>	2.4	1.8	<b>1</b>	1.8
<b>PO6</b>	2.6	<b>1</b>	2.6	2	<b>1</b>	2

**A.S.D. GOVT. DEGREE COLLEGE FOR WOMEN (A), KAKINADA**  
**DEPARTMENT OF ZOOLOGY**  
 2023-2024 outgoing batch CO PO ATTAINMENT FOR ALL SEMESTERS  
 (CBZ & CZAqT)

CO-PO Mapping:

The COs are mapped to POs based on the relevance on a scale of 0-3

(1: Slight [Low]; 2: Moderate [Medium]; 3: Substantial [High], '-'/0: No Correlation)

I B.Sc Paper-I (Semester I): Animal Diversity – Biology of Non-Chordates

	PO1	PO2	PO3	PO4	PO5	PO6
CO1	2	2	1	1	3	2
CO2	1	3	1	2	3	1
CO3	1	2	1	1	3	3
CO4	2	3	2	2	3	2
CO5	2	1	2	1	3	1
Average	1.6	2.2	1.4	1.4	3	1.8

I B.Sc Paper-II (Semester II) : Animal Diversity – Biology of Chordates

	PO1	PO2	PO3	PO4	PO5	PO6
CO1	2	1	1	3	3	1
CO2	2	1	2	3	3	1
CO3	3	1	3	3	3	1
CO4	2	1	1	2	3	1
CO5	2	1	1	2	3	1
Average	2.1	1.0	1.6	2.6	3	1

II B.Sc Paper-III(Semester III): Cell Biology, Genetics, Molecular Biology & Evolution

	PO1	PO2	PO3	PO4	PO5	PO6
CO1	3	1	2	3	3	1
CO2	2	0	0	2	3	1
CO3	3	2	1	3	3	1
CO4	3	3	1	3	3	1
CO5	2	0	0	3	3	1
CO6	3	2	2	3	3	1
Average	2.66	1.33	1.0	2.83	3	1

II B.Sc Paper-IV(Semester IV): Animal Physiology, Cellular Metabolism and Embryology

	PO1	PO2	PO3	PO4	PO5	PO6
CO1	2	2	1	1	2	1
CO2	1	3	1	2	1	1
CO3	1	2	1	1	3	1
CO4	2	3	2	2	2	1
CO5	2	1	2	1	1	1
Average	1.6	2.2	1.4	1.4	1.8	1

II B.Sc Paper- V (Semester IV): Immunology and Animal Biotechnology

	PO1	PO2	PO3	PO4	PO5	PO6
CO1	2	1	0	1	3	0
CO2	2	1	1	1	3	1
CO3	1	1	1	2	3	1
CO4	1	1	1	1	3	2
CO5	1	0	0	1	3	0
CO6	1	0	0	1	3	1
CO7	1	1	1	2	3	1
CO8	1	1	1	1	3	0
CO9	1	0	1	1	3	1
CO10	2	2	1	2	3	2
CO11	2	2	0	1	3	0
CO12	1	1	2	1	3	0
CO13	1	0	0	1	3	1
Average	1.30	0.84	0.69	1.23	3	0.77

III B.Sc Paper 6A (Semester V): Sustainable Aquaculture Management

	PO1	PO2	PO3	PO4	PO5	PO6
CO1	3	3	3	3	3	3
CO2	3	3	3	3	3	3
CO3	3	3	3	3	3	3
CO4	3	3	3	3	3	3
CO5	3	3	3	3	3	3
Average	3	3	3	3	3	3

III B.Sc Paper- 7A (Semester V): Post-Harvest Technology of Fish and Fisheries

	PO1	PO2	PO3	PO4	PO5	PO6
CO1	2	3	3	3	3	3
CO2	3	3	3	3	3	3
CO3	2	2	3	3	3	3
CO4	3	3	3	3	3	3
CO5	3	3	3	3	3	3
Average	2.6	2.8	3	3	3	3

Courses	No of students attended	No of students attained			CO_CCAA	CO_MSA	CO_FA
		CCAA ( $\geq 7$ )	MSA( $\geq 8$ )	FA( $\geq 26$ )			
	(1)	(2)	(3)	(4)	(2)/(1)	(3)/(1)	(4)/(1)
Animal Diversity – Biology of Non-Chordates	54	54	50	46	1	0.93	0.85
Animal Diversity – Biology of Chordates	51	51	28	50	1	0.549	0.980
Cell Biology, Genetics, Molecular Biology & Evolution	47	46	13	44	0.978	0.276	0.936
Animal Physiology, Cellular Metabolism and Embryology	45	45	29	44	1	0.644	0.977
Immunology and Animal Biotechnology	45	45	37	43	1	0.822	0.955
Sustainable Aquaculture Management	44	44	41	43	1	0.931	0.977
Post-Harvest Technology of Fish and Fisheries	44	44	41	44	1	0.931	1

#### I B.Sc CBZ(E) Paper- I &II CCAA Assessment Attainment

PO's	Zoo Paper I	PO Attainment	Weighed product	Zoo Paper-II	PO Attainment	Weighed product
PO1	1.6	1	1.6	2.1	1	2.1
PO2	2.2	1	2.2	1.0	1	1.0
PO3	1.4	1	1.4	1.6	1	1.6
PO4	1.4	1	1.4	2.6	1	2.6
PO5	3	1	3	3	1	3
PO6	1.8	1	1.8	1	1	1

#### I B.Sc CBZ(E) Paper- I &II MSA( IA) Attainment

PO's	Zoo Paper I	PO Attainment	Weighed product	Zoo Paper-II	PO Attainment	Weighed product
PO1	1.6	0.93	1.488	2.1	0.549	1.1529
PO2	2.2	0.93	2.046	1.0	0.549	0.549
PO3	1.4	0.93	1.302	1.6	0.549	0.8784
PO4	1.4	0.93	1.302	2.6	0.549	1.4274
PO5	3	0.93	2.79	3	0.549	1.9764
PO6	1.8	0.93	1.674	1	0.549	0.549

#### I B.Sc CBZ(T) Paper- I &II FA Attainment

PO's	Zoo Paper I	PO Attainment	Weighed product	Zoo Paper-II	PO Attainment	Weighed product
PO1	1.6	0.85	1.36	2.1	0.980	2.058
PO2	2.2	0.85	1.87	1.0	0.980	0.980
PO3	1.4	0.85	1.19	1.6	0.980	1.568
PO4	1.4	0.85	1.19	2.6	0.980	2.548
PO5	3	0.85	2.55	3	0.980	2.94
PO6	1.8	0.85	1.53	1	0.980	0.980

#### II B.Sc CBZ(E) Paper- III, IV &V CCAA Assessment Attainment

PO's	Zoo Paper III	PO Attainment	Weighed product	Zoo Paper-IV	PO Attainment	Weighed product	Zoo Paper-V	PO Attainment	Weighed product
PO1	2.66	0.978	2.601	1.6	1	1.6	1.30	1	1.30
PO2	1.33	0.978	1.300	2.2	1	2.2	0.84	1	0.84
PO3	1.0	0.978	0.978	1.4	1	1.4	0.69	1	0.69
PO4	2.83	0.978	2.767	1.4	1	1.4	1.23	1	1.23
PO5	3	0.978	2.934	1.8	1	1.8	3	1	3
PO6	1	0.978	0.978	1	1	1	0.77	1	0.77

#### II B.Sc CBZ(T) Paper- III, IV &V MSA( IA) Attainment

PO's	Zoo Paper III	PO Attainment	Weighed product	Zoo Paper-IV	PO Attainment	Weighed product	Zoo Paper-V	PO Attainment	Weighed product
PO1	2.66	0.276	0.734	1.6	0.644	1.030	1.30	0.822	1.069
PO2	1.33	0.276	0.367	2.2	0.644	1.416	0.84	0.822	0.690
PO3	1.0	0.276	0.276	1.4	0.644	0.901	0.69	0.822	0.567
PO4	2.83	0.276	0.781	1.4	0.644	0.901	1.23	0.822	1.011
PO5	3	0.276	0.828	1.8	0.644	1.592	3	0.822	2.466
PO6	1	0.276	0.276	1	0.644	0.644	0.77	0.822	0.632

#### II B.Sc CBZ(T) Paper- III, IV &V FA Attainment

PO's	Zoo Paper III	PO Attainment	Weighed product	Zoo Paper-IV	PO Attainment	Weighed product	Zoo Paper-V	PO Attainment	Weighed product
PO1	2.66	0.936	2.489	1.6	0.977	1.563	1.30	0.955	1.227
PO2	1.33	0.936	1.244	2.2	0.977	2.149	0.84	0.955	0.802
PO3	1.0	0.936	0.936	1.4	0.977	1.367	0.69	0.955	0.658
PO4	2.83	0.936	2.648	1.4	0.977	1.367	1.23	0.955	1.174
PO5	3	0.936	2.808	1.8	0.977	1.758	3	0.955	2.865
PO6	1	0.936	0.936	1	0.977	0.977	0.77	0.955	0.735

#### III B.Sc , CBZ (T) Paper-6A&7A (SEM-V) CCAA Assessment Attainment



PO's	Zoo 6A	PO Attainment	Weighed product	Zoo 7A	PO Attainment	Weighed product
PO1	3	1	3	2.6	1	2.6
PO2	3	1	3	2.8	1	2.8
PO3	3	1	3	3	1	3
PO4	3	1	3	3	1	3
PO5	3	1	3	3	1	3
PO6	3	1	3	3	1	3

### III B.Sc , CBZ (T) Paper-6A&7A (SEM-V ) MSA( IA) Assessment Attainment

PO's	Zoo 6A	PO Attainment	Weighed product	Zoo 7A	PO Attainment	Weighed product
PO1	3	0.931	2.793	2.6	0.931	2.420
PO2	3	0.931	2.793	2.8	0.931	2.606
PO3	3	0.931	2.793	3	0.931	2.793
PO4	3	0.931	2.793	3	0.931	2.793
PO5	3	0.931	2.793	3	0.931	2.793
PO6	3	0.931	2.793	3	0.931	2.793

### III B.Sc , CBZ (T) Paper-6A&7A (SEM-V ) FA Assessment Attainment

PO's	Zoo 6A	PO Attainment	Weighed product	Zoo 7A	PO Attainment	Weighed product
PO1	3	0.977	2.931	2.6	1	2.6
PO2	3	0.977	2.931	2.8	1	2.8
PO3	3	0.977	2.931	3	1	3
PO4	3	0.977	2.931	3	1	3
PO5	3	0.977	2.931	3	1	3
PO6	3	0.977	2.931	3	1	3

## CZAqT

Courses	No of students attended	No of students attained			CO_CCAA	CO_MSA	CO_FA
		CCAA ( $\geq 7$ )	MSA( $\geq 8$ )	FA( $\geq 26$ )			
	(1)	(2)	(3)	(4)	(2)/(1)	(3)/(1)	(4)/(1)
Animal Diversity – Biology of Non-Chordates	27	27	18	18	1	0.67	0.67
Animal Diversity – Biology of Chordates	26	26	15	24	1	0.58	0.93
Cell Biology, Genetics, Molecular Biology & Evolution	26	26	22	25	1	0.85	0.97
Animal Physiology, Cellular Metabolism and Embryology	25	25	11	25	1	0.44	1
Immunology and Animal Biotechnology	25	25	25	25	1	1	1
Livestock management – I - Biology of Dairy animals	25	25	20	24	1	0.8	0.96
Livestock management – II - Dairy Production and management	25	25	25	25	1	1	1

## I B.Sc CZAqT Paper- I &amp;II CCAA Assessment Attainment

PO's	Zoo Paper I	PO Attainment	Weighed product	Zoo Paper-II	PO Attainment	Weighed product
PO1	1.6	1	1.6	2.1	1	2.1
PO2	2.2	1	2.2	1.0	1	1.0
PO3	1.4	1	1.4	1.6	1	1.6
PO4	1.4	1	1.4	2.6	1	2.6
PO5	3	1	3	3	1	3
PO6	1.8	1	1.8	1	1	1

## I B.Sc CZAqT Paper- I &amp;II MSA( IA) Attainment

PO's	Zoo Paper I	PO Attainment	Weighed product	Zoo Paper-II	PO Attainment	Weighed product
PO1	1.6	0.67	1.072	2.1	0.58	1.218
PO2	2.2	0.67	1.474	1.0	0.58	0.58
PO3	1.4	0.67	0.938	1.6	0.58	0.928
PO4	1.4	0.67	0.938	2.6	0.58	1.508
PO5	3	0.67	2.01	3	0.58	1.74
PO6	1.8	0.67	1.206	1	0.58	0.58

I B.Sc CZAqT Paper- I &II FA Attainment

PO's	Zoo Paper I	PO Attainment	Weighed product	Zoo Paper-II	PO Attainment	Weighed product
PO1	1.6	0.67	1.072	2.1	0.93	1.953
PO2	2.2	0.67	1.474	1.0	0.93	0.93
PO3	1.4	0.67	0.938	1.6	0.93	1.488
PO4	1.4	0.67	0.938	2.6	0.93	2.418
PO5	3	0.67	2.01	3	0.93	2.79
PO6	1.8	0.67	1.206	1	0.93	0.93

II B.Sc CZAqT Paper- III, IV &V CCAA Assessment Attainment

PO's	Zoo Paper III	PO Attainment	Weighed product	Zoo Paper-IV	PO Attainment	Weighed product	Zoo Paper-V	PO Attainment	Weighed product
PO1	2.66	1	2.66	1.6	1	1.6	1.30	1	1.30
PO2	1.33	1	1.33	2.2	1	2.2	0.84	1	0.84
PO3	1.0	1	1.0	1.4	1	1.4	0.69	1	0.69
PO4	2.83	1	2.83	1.4	1	1.4	1.23	1	1.23
PO5	3	1	3	1.8	1	1.8	3	1	3
PO6	1	1	1	1	1	1	0.77	1	0.77

II B.Sc CZAqT Paper- III, IV &V MSA(IA) Attainment

PO's	Zoo Paper III	PO Attainment	Weighed product	Zoo Paper-IV	PO Attainment	Weighed product	Zoo Paper-V	PO Attainment	Weighed product
PO1	2.66	0.85	2.261	1.6	0.44	0.704	1.30	1	1.30
PO2	1.33	0.85	1.134	2.2	0.44	0.968	0.84	1	0.84
PO3	1.0	0.85	0.85	1.4	0.44	0.616	0.69	1	0.69
PO4	2.83	0.85	2.406	1.4	0.44	0.616	1.23	1	1.23
PO5	3	0.85	2.55	1.8	0.44	0.792	3	1	3
PO6	1	0.85	0.85	1	0.44	0.44	0.77	1	0.77

II B.Sc CZAqT Paper- III, IV &V FA Attainment

PO's	Zoo Paper III	PO Attainment	Weighed product	Zoo Paper-IV	PO Attainment	Weighed product	Zoo Paper-V	PO Attainment	Weighed product
PO1	2.66	0.94	2.5004	1.6	0.78	1.248	1.30	1	1.30
PO2	1.33	0.94	1.2502	2.2	0.78	1.716	0.84	1	0.84
PO3	1.0	0.94	0.94	1.4	0.78	1.092	0.69	1	0.69
PO4	2.83	0.94	2.6602	1.4	0.78	1.092	1.23	1	1.23
PO5	3	0.94	2.82	1.8	0.78	1.404	3	1	3
PO6	1	0.94	0.94	1	0.78	0.78	0.77	1	0.77

III B.Sc , CZAqT Paper-6B&7B (SEM-V) CCAA Assessment Attainment

PO's	Zoo 6B	PO Attainment	Weighed product	Zoo 7B	PO Attainment	Weighed product
PO1	2.1	1	2.1	2.8	1	2.8
PO2	2.1	1	2.1	3	1	3
PO3	3	1	3	3	1	3
PO4	3	1	3	3	1	3
PO5	3	1	3	3	1	3
PO6	3	1	3	3	1	3

III B.Sc , CZAqT Paper-6B&7B (SEM-V ) MSA (IA) Assessment Attainment

PO's	Zoo 6B	PO Attainment	Weighed product	Zoo 7B	PO Attainment	Weighed product
PO1	2.1	0.8	1.68	2.8	1	2.8
PO2	2.1	0.8	1.68	3	1	3
PO3	3	0.8	2.4	3	1	3
PO4	3	0.8	2.4	3	1	3
PO5	3	0.8	2.4	3	1	3
PO6	3	0.8	2.4	3	1	3

III B.Sc , CZAqT Paper-6B&7B (SEM-V ) FA Assessment Attainment

PO's	Zoo 6B	PO Attainment	Weighed product	Zoo 7B	PO Attainment	Weighed product
PO1	2.1	0.96	2.016	2.8	1	2.8
PO2	2.1	0.96	2.016	3	1	3
PO3	3	0.96	2.88	3	1	3
PO4	3	0.96	2.88	3	1	3
PO5	3	0.96	2.88	3	1	3
PO6	3	0.96	2.88	3	1	3

B.Sc CBZ EM SEM-V MSA( IA) Assessment Attainment																					
POs	Chem 6D	PO Attainment	Weighted product	Chem 7D	PO Attainment	Weighted product	Zoo 6A	PO Attainment	Weighted product	Zoo 7A	PO Attainment	Weighted product	Bot 6A	PO Attainment	Weighted product	Bot 7A	PO Attainment	Weighted product	Weighted Sum of Pos	Sum of Weighted product	Sum of Weighted product/ Weighted Sum of POs
PO1	1.5	<b>0.977</b>	1.466	2.5	<b>0.93</b>	2.33	3	0.931	2.793	2.6	0.93	2.42	1.8	<b>1</b>	1.8	2.4	<b>1</b>	2.4	13.8	13	0.96
PO2	3.25	<b>0.977</b>	3.175	2.75	<b>0.93</b>	2.56	3	0.931	2.793	2.8	0.93	2.606	1.4	<b>1</b>	1.4	1.6	<b>1</b>	1.6	14.8	14	0.96
PO3	3.75	<b>0.977</b>	3.664	3.25	<b>0.93</b>	3.03	3	0.931	2.793	3	0.93	2.793	1.8	<b>1</b>	1.8	1.8	<b>1</b>	1.8	16.6	16	0.96
PO4	0.25	<b>0.977</b>	0.244	1.5	<b>0.93</b>	1.4	3	0.931	2.793	3	0.93	2.793	2.4	<b>1</b>	2.4	2.6	<b>1</b>	2.6	12.8	12	0.96
PO5	2	<b>0.977</b>	1.954	1.5	<b>0.93</b>	1.4	3	0.931	2.793	3	0.93	2.793	2.4	<b>1</b>	2.4	1.8	<b>1</b>	1.8	13.7	13	0.96
PO6	1.75	<b>0.977</b>	1.71	2	<b>0.93</b>	1.86	3	0.931	2.793	3	0.93	2.793	2.6	<b>1</b>	2.6	2	<b>1</b>	2	14.4	14	0.96
B.Sc CBZ EM SEM-V CCAA Assessment Attainment																					

POs	Chem 6D	PO Attainment	Weighted product	Chem 7D	PO Attainment	Weighted product	Zoo 6A	PO Attainment	Weighted product	Zoo 7A	PO Attainment	Weighted product	Bot 6A	PO Attainment	Weighted product	Bot 7A	PO Attainment	Weighted product	Weighted Sum of Pos	Sum of Weighted product	Sum of Weighted product/Weighted Sum of POs
PO1	1.5	1	1.5	2.5	1	2.5	3	1	3	2.6	1	2.6	1.8	1	1.8	2.4	1	2.4	13.8	14	1
PO2	3.25	1	3.25	2.75	1	2.75	3	1	3	2.8	1	2.8	1.4	1	1.4	1.6	1	1.6	14.8	15	1
PO3	3.75	1	3.75	3.25	1	3.25	3	1	3	3	1	3	1.8	1	1.8	1.8	1	1.8	16.6	17	1
PO4	0.25	1	0.25	1.5	1	1.5	3	1	3	3	1	3	2.4	1	2.4	2.6	1	2.6	12.8	13	1
PO5	2	1	2	1.5	1	1.5	3	1	3	3	1	3	2.4	1	2.4	1.8	1	1.8	13.7	14	1
PO6	1.75	1	1.75	2	1	2	3	1	3	3	1	3	2.6	1	2.6	2	1	2	14.4	14	1
<b>B.Sc CBZ EM SEM-V FA Assessment Attainment</b>																					
POs	Chem 6D	PO Attainment	Weighted product	Chem 7D	PO Attainment	Weighted product	Zoo 6A	PO Attainment	Weighted product	Zoo 7A	PO Attainment	Weighted product	Bot 6A	PO Attainment	Weighted product	Bot 7A	PO Attainment	Weighted product	Weighted Sum of Pos	Sum of Weighted product	Sum of Weighted product/Weighted Sum of POs

<b>PO1</b>	1.5	<b>0.977</b>	1.466	2.5	<b>0.93</b>	2.33	3	0.977	2.931	2.6	1	2.6	1.8	<b>1</b>	1.8	2.4	<b>1</b>	2.4	13.8	14	0.98	
<b>PO2</b>	3.25	<b>0.977</b>	3.175	2.75	<b>0.93</b>	2.56	3	0.977	2.931	2.8	1	2.8	1.4	<b>1</b>	1.4	1.6	<b>1</b>	1.6	14.8	14	0.98	
<b>PO3</b>	3.75	<b>0.977</b>	3.664	3.25	<b>0.93</b>	3.03	3	0.977	2.931	3	1	3	1.8	<b>1</b>	1.8	1.8	<b>1</b>	1.8	16.6	16	0.98	
<b>PO4</b>	0.25	<b>0.977</b>	0.244	1.5	<b>0.93</b>	1.4	3	0.977	2.931	3	1	3	2.4	<b>1</b>	2.4	2.6	<b>1</b>	2.6	12.8	13	0.99	
<b>PO5</b>	2	<b>0.977</b>	1.954	1.5	<b>0.93</b>	1.4	3	0.977	2.931	3	1	3	2.4	<b>1</b>	2.4	1.8	<b>1</b>	1.8	13.7	13	0.98	
<b>PO6</b>	1.75	<b>0.977</b>	1.71	2	<b>0.93</b>	1.86	3	0.977	2.931	3	1	3	2.6	<b>1</b>	2.6	2	<b>1</b>	2	14.4	14	0.98	

**B.Sc CBZ EM SEM-IV MSA( IA) Assessment Attainment**

<b>POs</b>	<b>Che m IV</b>	<b>PO Attai nmen t</b>	<b>Weig hed produ ct</b>	<b>Che m V</b>	<b>PO Attai nmen t</b>	<b>Weig hed produ ct</b>	<b>Zoo IV</b>	<b>PO Attain ment</b>	<b>Weig hed produ ct</b>	<b>Zoo V</b>	<b>PO Attai nmen t</b>	<b>Weig hed produ ct</b>	<b>Bot IV</b>	<b>PO Atta inme nt</b>	<b>Weig hed produ ct</b>	<b>Bot V</b>	<b>PO Attai nmen t</b>	<b>Wei ghed produ ct</b>	<b>Wei ghted Sum of Pos</b>	<b>Su m of Wei ghed pro duc t</b>	<b>Sum of Wei ghed produ ct/ Wei ghte d Sum of POs</b>	
<b>PO1</b>	<b>2.5</b>	<b>0.933</b>	2.333	<b>2.25</b>	0.96	2.15	1.6	0.644	1.03	1.3	0.82	1.069	<b>1.8</b>	1	<b>1.8</b>	<b>1.6</b>	1	<b>1.6</b>	11.1	10	0.9	
<b>PO2</b>	<b>2.5</b>	<b>0.933</b>	2.333	<b>2.25</b>	0.96	2.15	2.2	0.644	1.42	0.84	0.82	0.69	<b>1.3</b>	1	<b>1.3</b>	<b>1.3</b>	1	<b>1.3</b>	10.4	9.2	0.88	
<b>PO3</b>	<b>2.75</b>	<b>0.933</b>	2.566	<b>1.25</b>	0.96	1.2	1.4	0.644	0.9	0.69	0.82	0.567	2	1	2	<b>1.6</b>	1	<b>1.6</b>	9.69	8.8	0.91	
<b>PO4</b>	<b>2.25</b>	<b>0.933</b>	2.099	<b>3</b>	0.96	2.87	1.4	0.644	0.9	1.23	0.82	1.011	<b>2.8</b>	1	<b>2.8</b>	<b>2.6</b>	1	<b>2.6</b>	13.3	12	0.92	
<b>PO5</b>	<b>3</b>	<b>0.933</b>	2.799	<b>2</b>	0.96	1.91	1.8	0.644	1.59	3	0.82	2.466	<b>1.8</b>	1	<b>1.8</b>	<b>2.4</b>	1	<b>2.4</b>	14	13	0.93	
<b>PO6</b>	<b>2</b>	<b>0.933</b>	1.866	<b>1.75</b>	0.96	1.67	1	0.644	0.64	0.77	0.82	0.632	2	1	2	<b>2.6</b>	1	<b>2.6</b>	10.1	9.4	0.93	

**B.Sc CBZ EM SEM-IV CCAA Assessment Attainment**

POs	Chem IV	PO Attainment	Weighted product	Chem V	PO Attainment	Weighted product	Zoo IV	PO Attainment	Weighted product	Zoo V	PO Attainment	Weighted product	Bot IV	PO Attainment	Weighted product	Bot V	PO Attainment	Weighted product	Weighted Sum of Pos	Sum of Weighted product	Sum of Weighted product/Weighted Sum of POs
PO1	2.5	1	2.5	2.25	1	2.25	1.6	1	1.6	1.3	1	1.3	1.8	1	1.8	1.6	1	1.6	11.1	11	1
PO2	2.5	1	2.5	2.25	1	2.25	2.2	1	2.2	0.84	1	0.84	1.3	1	1.3	1.3	1	1.3	10.4	10	1
PO3	2.75	1	2.75	1.25	1	1.25	1.4	1	1.4	0.69	1	0.69	2	1	2	1.6	1	1.6	9.69	9.7	1
PO4	2.25	1	2.25	3	1	3	1.4	1	1.4	1.23	1	1.23	2.8	1	2.8	2.6	1	2.6	13.3	13	1
PO5	3	1	3	2	1	2	1.8	1	1.8	3	1	3	1.8	1	1.8	2.4	1	2.4	14	14	1
PO6	2	1	2	1.75	1	1.75	1	1	1	0.77	1	0.77	2	1	2	2.6	1	2.6	10.1	10	1

**B.Sc CBZ EM SEM-IV FA Assessment Attainment**

POs	Chem IV	PO Attainment	Weighted product	Chem V	PO Attainment	Weighted product	Zoo IV	PO Attainment	Weighted product	Zoo V	PO Attainment	Weighted product	Bot IV	PO Attainment	Weighted product	Bot V	PO Attainment	Weighted product	Weighted Sum of Pos	Sum of Weighted product	Sum of Weighted product/Weighted Sum of POs
PO1	2.5	0.911	2.278	2.25	0.98	2.2	1.6	0.977	1.56	1.3	0.96	1.227	1.8	0.96	1.72	1.6	1	1.6	11.1	11	0.96



<b>PO2</b>	<b>2.5</b>	<b>0.911</b>	2.278	<b>2.25</b>	0.98	<b>2.2</b>	2.2	0.977	2.15	0.84	0.96	0.802	<b>1.3</b>	0.96	1.24	<b>1.3</b>	1	<b>1.3</b>	10.4	10	0.96	
<b>PO3</b>	<b>2.75</b>	<b>0.911</b>	2.505	<b>1.25</b>	0.98	<b>1.22</b>	1.4	0.977	1.37	0.69	0.96	0.658	<b>2</b>	0.96	1.91	<b>1.6</b>	1	<b>1.6</b>	9.69	9.3	0.96	
<b>PO4</b>	<b>2.25</b>	<b>0.911</b>	2.05	<b>3</b>	0.98	<b>2.93</b>	1.4	0.977	1.37	1.23	0.96	1.174	<b>2.8</b>	0.96	2.67	<b>2.6</b>	1	<b>2.6</b>	13.3	13	0.96	
<b>PO5</b>	<b>3</b>	<b>0.911</b>	2.733	<b>2</b>	0.98	<b>1.96</b>	1.8	0.977	1.76	3	0.96	2.865	<b>1.8</b>	0.96	1.72	<b>2.4</b>	1	<b>2.4</b>	14	13	0.96	
<b>PO6</b>	<b>2</b>	<b>0.911</b>	1.822	<b>1.75</b>	0.98	<b>1.71</b>	1	0.977	0.98	0.77	0.96	0.735	<b>2</b>	0.96	1.91	<b>2.6</b>	1	<b>2.6</b>	10.1	9.8	0.96	

**B.Sc CBZ EM SEM-III MSA( IA) Assessment Attainment**

<b>POs</b>	<b>Che m III</b>	<b>PO Attai nmen t</b>	<b>Weig hed produ ct</b>	<b>Zoo III</b>	<b>PO Attai nmen t</b>	<b>Weig hed produ ct</b>	<b>Bot III</b>	<b>PO Attain ment</b>	<b>Weig hed produ ct</b>	<b>Eng III</b>	<b>PO Attai nmen t</b>	<b>Weig hed produ ct</b>	<b>Tel III</b>	<b>PO Atta inme nt</b>	<b>Weig hed produ ct</b>	<b>Hin III</b>	<b>PO Attai nmen t</b>	<b>Wei ghed produ ct</b>	<b>San III</b>	<b>PO Att ainme nt</b>	<b>Wei ghed produ ct</b>	<b>Weigh ted Sum of Pos</b>
<b>PO1</b>	<b>3</b>	<b>0.886</b>	<b>2.658</b>	2.66	0.28	0.73	<b>2</b>	1	<b>2</b>	<b>2.6</b>	<b>1</b>	<b>2.6</b>	2.8	1	2.8	<b>2.3</b>	0	0	<b>2</b>	1	<b>2</b>	17.36
<b>PO2</b>	<b>2.75</b>	<b>0.886</b>	<b>2.437</b>	1.33	0.28	0.37	<b>1.3</b>	1	<b>1.3</b>	<b>2.1</b>	<b>1</b>	<b>2.1</b>	1	1	1	<b>2</b>	0	0	<b>2.5</b>	1	<b>2.5</b>	12.98
<b>PO3</b>	<b>3</b>	<b>0.886</b>	<b>2.658</b>	1	0.28	0.28	<b>2.2</b>	1	<b>2.2</b>	<b>2.3</b>	<b>1</b>	<b>2.3</b>	1	1	1	<b>2.6</b>	0	0	<b>1.75</b>	1	<b>1.75</b>	13.85
<b>PO4</b>	<b>2.5</b>	<b>0.886</b>	<b>2.215</b>	2.83	0.28	0.78	<b>1.8</b>	1	<b>1.8</b>	<b>2.3</b>	<b>1</b>	<b>2.3</b>	1.4	1	1.4	<b>2.3</b>	0	0	<b>1.5</b>	1	<b>1.5</b>	14.63
<b>PO5</b>	<b>3</b>	<b>0.886</b>	<b>2.658</b>	3	0.28	0.83	<b>2</b>	1	<b>2</b>	<b>2.5</b>	<b>1</b>	<b>2.5</b>	2.8	1	2.8	<b>1.6</b>	0	0	<b>1</b>	1	<b>1</b>	15.9
<b>PO6</b>	<b>3</b>	<b>0.886</b>	<b>2.658</b>	1	0.28	0.28	<b>2</b>	1	<b>2</b>	<b>2.3</b>	<b>1</b>	<b>2.3</b>	3	1	3	<b>2</b>	0	0	<b>2</b>	1	<b>2</b>	15.3

**B.Sc CBZ EM SEM-III CCAA Assessment Attainment**

<b>POs</b>	<b>Che m III</b>	<b>PO Attai nmen t</b>	<b>Weig hed produ ct</b>	<b>Zoo III</b>	<b>PO Attai nmen t</b>	<b>Weig hed produ ct</b>	<b>Bot III</b>	<b>PO Attain ment</b>	<b>Weig hed produ ct</b>	<b>Eng III</b>	<b>PO Attai nmen t</b>	<b>Weig hed produ ct</b>	<b>Tel III</b>	<b>PO Atta inme nt</b>	<b>Weig hed produ ct</b>	<b>Hin III</b>	<b>PO Attai nmen t</b>	<b>Wei ghed produ ct</b>	<b>San III</b>	<b>PO Att ainme nt</b>	<b>Wei ghed produ ct</b>	<b>Weigh ted Sum of Pos</b>
<b>PO1</b>	<b>3</b>	1	<b>3</b>	2.66	0.98	2.6	<b>2</b>	1	<b>2</b>	<b>2.6</b>	<b>1</b>	<b>2.6</b>	2.8	1	2.8	<b>2.3</b>	0	0	<b>2</b>	1	<b>2</b>	17.36
<b>PO2</b>	<b>2.75</b>	1	<b>2.75</b>	1.33	0.98	1.3	<b>1.3</b>	1	<b>1.3</b>	<b>2.1</b>	<b>1</b>	<b>2.1</b>	1	1	1	<b>2</b>	0	0	<b>2.5</b>	1	<b>2.5</b>	12.98
<b>PO3</b>	<b>3</b>	1	<b>3</b>	1	0.98	0.98	<b>2.2</b>	1	<b>2.2</b>	<b>2.3</b>	<b>1</b>	<b>2.3</b>	1	1	1	<b>2.6</b>	0	0	<b>1.75</b>	1	<b>1.75</b>	13.85
<b>PO4</b>	<b>2.5</b>	1	<b>2.5</b>	2.83	0.98	2.77	<b>1.8</b>	1	<b>1.8</b>	<b>2.3</b>	<b>1</b>	<b>2.3</b>	1.4	1	1.4	<b>2.3</b>	0	0	<b>1.5</b>	1	<b>1.5</b>	14.63
<b>PO5</b>	<b>3</b>	1	<b>3</b>	3	0.98	2.93	<b>2</b>	1	<b>2</b>	<b>2.5</b>	<b>1</b>	<b>2.5</b>	2.8	1	2.8	<b>1.6</b>	0	0	<b>1</b>	1	<b>1</b>	15.9
<b>PO6</b>	<b>3</b>	1	<b>3</b>	1	0.98	0.98	<b>2</b>	1	<b>2</b>	<b>2.3</b>	<b>1</b>	<b>2.3</b>	3	1	3	<b>2</b>	0	0	<b>2</b>	1	<b>2</b>	15.3

**B.Sc CBZ EM SEM-III FA Assessment Attainment**

POs	Chem III	PO Attainment	Weighted product	Zoo III	PO Attainment	Weighted product	Bot III	PO Attainment	Weighted product	Eng III	PO Attainment	Weighted product	Tel III	PO Attainment	Weighted product	Hin III	PO Attainment	Weighted product	San III	PO Attainment	Weighted product	Weighted Sum of Pos
PO1	3	0.591	1.773	2.66	0.94	2.49	2	0.957	1.91	2.6	0.9	2.8	2.6	1	2.6	2.3	0	0	2	1	2	17.16
PO2	2.75	0.591	1.625	1.33	0.94	1.24	1.3	0.957	1.24	2.1	0.9	2.3	2.1	1	2.1	2	0	0	2.5	1	2.5	14.08
PO3	3	0.591	1.773	1	0.94	0.94	2.2	0.957	2.11	2.3	0.9	2.5	2.3	1	2.3	2.6	0	0	1.75	1	1.75	15.15
PO4	2.5	0.591	1.478	2.83	0.94	2.65	1.8	0.957	1.72	2.3	0.9	2.5	2.3	1	2.3	2.3	0	0	1.5	1	1.5	15.53
PO5	3	0.591	1.773	3	0.94	2.81	2	0.957	1.91	2.5	0.9	2.7	2.5	1	2.5	1.6	0	0	1	1	1	15.6
PO6	3	0.591	1.773	1	0.94	0.94	2	0.957	1.91	2.3	0.9	2.5	2.3	1	2.3	2	0	0	2	1	2	14.6

**B.Sc CBZ EM SEM-II MSA( IA) Assessment Attainment**

POs	Chem II	PO Attainment	Weighted product	Zoo II	PO Attainment	Weighted product	Bot II	PO Attainment	Weighted product	Eng II	PO Attainment	Weighted product	Tel II	PO Attainment	Weighted product	Hin II	PO Attainment	Weighted product	San II	PO Attainment	Weighted product	Weighted Sum of Pos
PO1	2.25	0.922	2.075	2.1	0.55	1.15	1.4	1	1.4	2.3	0.9	2.5	2.8	1	2.8	2.5	0	0	2.5	1	2.5	15.85
PO2	2.5	0.922	2.305	1	0.55	0.55	1.8	1	1.8	2.3	0.9	2.5	2.2	1	2.2	2.3	0	0	2.5	1	2.5	14.6
PO3	2	0.922	1.844	1.6	0.55	0.88	1.4	1	1.6	2.1	0.9	2.3	1.2	1	1.2	2.5	0	0	1.75	1	1.75	12.55
PO4	1.75	0.922	1.614	2.6	0.55	1.43	1.6	1	2	2.1	0.9	2.3	1.8	1	1.8	2	0	0	1.5	1	1.5	13.35
PO5	2.7	0.922	2.489	3	0.55	1.98	2	1	2	2.3	0.9	2.5	3	1	3	2.3	0	0	1	1	1	16.3
PO6	1.75	0.922	1.614	1	0.55	0.55	2	1	2	2.3	0.9	2.5	3	1	3	2	0	0	2	1	2	14.05

**B.Sc CBZ EM SEM-II CCAA Assessment Attainment**

POs	Chem II	PO Attainment	Weighted product	Zoo II	PO Attainment	Weighted product	Bot II	PO Attainment	Weighted product	Eng II	PO Attainment	Weighted product	Tel II	PO Attainment	Weighted product	Hin II	PO Attainment	Weighted product	San II	PO Attainment	Weighted product	Weighted Sum of Pos
PO1	2.25	1	2.25	2.1	1	2.1	1.4	1	1.4	2.3	1	2.3	2.8	1	2.8	2.5	0	0	2.5	1	2.5	15.85
PO2	2.5	1	2.5	1	1	1	1.8	1	1.8	2.3	1	2.3	2.2	1	2.2	2.3	0	0	2.5	1	2.5	14.6

PO3	2	1	2	1.6	1	1.6	1.4	1	1.4	2.1	1	2.1	1.2	1	1.2	2.5	0	0	1.75	1	1.75	12.55
PO4	1.75	1	1.75	2.6	1	2.6	1.6	1	1.6	2.1	1	2.1	1.8	1	1.8	2	0	0	1.5	1	1.5	13.35
PO5	2.7	1	2.7	3	1	3	2	1	2	2.3	1	2.3	3	1	3	2.3	0	0	1	1	1	16.3
PO6	1.75	1	1.75	1	1	1	2	1	2	2.3	1	2.3	3	1	3	2	0	0	2	1	2	14.05

**B.Sc CBZ EM SEM-II FA Assessment Attainment**

POs	Chem II	PO Attainment	Weighted product	Zoo II	PO Attainment	Weighted product	Bot II	PO Attainment	Weighted product	Eng II	PO Attainment	Weighted product	Tel II	PO Attainment	Weighted product	Hin II	PO Attainment	Weighted product	San II	PO Attainment	Weighted product	Weighted Sum of Pos
PO1	2.25	0.843	1.897	2.1	0.98	2.06	1.4	0.921	1.29	2.3	0.8	2.8	2.3	1	2.3	2.5	0	0	2.5	1	2.5	15.35
PO2	2.5	0.843	2.108	1	0.98	0.98	1.8	0.921	1.66	2.3	0.8	2.8	2.3	1	2.3	2.3	0	0	2.5	1	2.5	14.7
PO3	2	0.843	1.686	1.6	0.98	1.57	1.4	0.921	1.29	2.1	0.8	2.6	2.1	1	2.1	2.5	0	0	1.75	1	1.75	13.45
PO4	1.75	0.843	1.475	2.6	0.98	2.55	1.6	0.921	1.47	2.1	0.8	2.6	2.1	1	2.1	2	0	0	1.5	1	1.5	13.65
PO5	2.7	0.843	2.276	3	0.98	2.94	2	0.921	1.84	2.3	0.8	2.8	2.3	1	2.3	2.3	0	0	1	1	1	15.6
PO6	1.75	0.843	1.475	1	0.98	0.98	2	0.921	1.84	2.3	0.8	2.8	2.3	1	2.3	2	0	0	2	1	2	13.35

**B.Sc CBZ EM SEM-I MSA( IA) Assessment Attainment**

POs	Chem I	PO Attainment	Weighted product	Zoo I	PO Attainment	Weighted product	Bot I	PO Attainment	Weighted product	Eng I	PO Attainment	Weighted product	Tel I	PO Attainment	Weighted product	Hin I	PO Attainment	Weighted product	San I	PO Attainment	Weighted product	Weighted Sum of Pos
PO1	1.66	1	1.66	1.6	0.93	1.49	1.4	1	1.4	2.6	0.9	2.8	2.6	1	2.6	2.6	0.66	1.7	2.75	1	2.75	15.21
PO2	2.33	1	2.33	2.2	0.93	2.05	1.8	1	1.8	2.5	0.9	2.7	2.2	1	2.2	2.5	0.66	1.6	1.25	1	1.25	14.78
PO3	2.66	1	2.66	1.4	0.93	1.3	1.6	1	1.6	2.5	0.9	2.7	1.8	1	1.8	2.6	0.66	1.7	1.5	1	1.5	14.06
PO4	0.66	1	0.66	1.4	0.93	1.3	2	1	2	2.5	0.9	2.7	2.8	1	2.8	2.6	0.66	1.7	2.5	1	2.5	14.46
PO5	2.66	1	2.66	3	0.93	2.79	2	1	2	2.3	0.9	2.5	3	1	3	2.3	0.66	1.5	1	1	1	16.26
PO6	2.66	1	2.66	1.8	0.93	1.67	2	1	2	2.6	0.9	2.8	3	1	3	2.6	0.66	1.7	2	1	2	16.66

**B.Sc CBZ EM SEM-I CCAA Assessment Attainment**

POs	Chem I	PO Attainment	Weighted product	Zoo I	PO Attainment	Weighted product	Bot I	PO Attainment	Weighted product	Eng I	PO Attainment	Weighted product	Tel I	PO Attainment	Weighted product	Hin I	PO Attainment	Weighted product	San I	PO Attainment	Weighted product	Weighted Sum of Pos
PO1	1.66	1	1.66	1.6	1	1.6	1.4	1	1.4	2.6	1	2.6	2.6	1	2.6	2.6	0.66	1.7	2.75	1	2.75	15.21
PO2	2.33	1	2.33	2.2	1	2.2	1.8	1	1.8	2.5	1	2.5	2.2	1	2.2	2.5	0.66	1.6	1.25	1	1.25	14.78
PO3	2.66	1	2.66	1.4	1	1.4	1.6	1	1.6	2.5	1	2.5	1.8	1	1.8	2.6	0.66	1.7	1.5	1	1.5	14.06
PO4	0.66	1	0.66	1.4	1	1.4	2	1	2	2.5	1	2.5	2.8	1	2.8	2.6	0.66	1.7	2.5	1	2.5	14.46
PO5	2.66	1	2.66	3	1	3	2	1	2	2.3	1	2.3	3	1	3	2.3	0.66	1.5	1	1	1	16.26
PO6	2.66	1	2.66	1.8	1	1.8	2	1	2	2.6	1	2.6	3	1	3	2.6	0.66	1.7	2	1	2	16.66

**B.Sc CBZ EM SEM-I FA Assessment Attainment**

POs	Chem I	PO Attainment	Weighted product	Zoo I	PO Attainment	Weighted product	Bot I	PO Attainment	Weighted product	Eng I	PO Attainment	Weighted product	Tel I	PO Attainment	Weighted product	Hin I	PO Attainment	Weighted product	San I	PO Attainment	Weighted product	Weighted Sum of Pos
PO1	1.66	0.519	0.862	1.6	0.85	1.36	1.4	0.925	1.3	2.6	0.9	2.8	2.6	0.97	2.52	2.6	0.66	1.7	2.75	1	2.75	15.21
PO2	2.33	0.519	1.209	2.2	0.85	1.87	1.8	0.925	1.67	2.5	0.9	2.7	2.5	0.97	2.42	2.5	0.66	1.6	1.25	1	1.25	15.08
PO3	2.66	0.519	1.381	1.4	0.85	1.19	1.6	0.925	1.48	2.5	0.9	2.7	2.5	0.97	2.42	2.6	0.66	1.7	1.5	1	1.5	14.76
PO4	0.66	0.519	0.343	1.4	0.85	1.19	2	0.925	1.85	2.5	0.9	2.7	2.5	0.97	2.42	2.6	0.66	1.7	2.5	1	2.5	14.16
PO5	2.66	0.519	1.381	3	0.85	2.55	2	0.925	1.85	2.3	0.9	2.5	2.3	0.97	2.23	2.3	0.66	1.5	1	1	1	15.56
PO6	2.66	0.519	1.381	1.8	0.85	1.53	2	0.925	1.85	2.6	0.9	2.8	2.6	0.97	2.52	2.6	0.66	1.7	2	1	2	16.26


<b>Sum of Weighed product</b>	<b>Sum of Weighed product/ Weighted Sum of POs</b>
12.792	0.736866359
9.704	0.74761171
10.184	0.735306859
9.996	0.683253589
11.786	0.741257862
12.234	0.799607843

<b>Sum of Weighed product</b>	<b>Sum of Weighed product/ Weighted Sum of POs</b>
15.001	0.864112903
10.95	0.843605547
11.228	0.810685921
12.267	0.83848257
14.234	0.895220126
13.278	0.867843137

--	--

<b>Sum of Weighed product</b>	<b>Sum of Weighed product/ Weighted Sum of POs</b>
13.576	0.791142191
11.013	0.782173295
11.364	0.75009901
12.148	0.782227946
12.695	0.813782051
11.423	0.78239726

<b>Sum of Weighed product</b>	<b>Sum of Weighed product/ Weighted Sum of POs</b>
12.428	0.784094637
11.854	0.811917808
9.5724	0.762741036
10.641	0.797108614
12.965	0.795423313
11.663	0.830106762

<b>Sum of Weighed product</b>	<b>Sum of Weighed product/ Weighted Sum of POs</b>
13.35	0.842271293
12.3	0.842465753

10.05	0.800796813
11.35	0.850187266
14	0.858895706
12.05	0.857651246

<b>Sum of Weighed product</b>	<b>Sum of Weighed product/ Weighted Sum of POs</b>
12.844	0.83676873
12.346	0.83985034
10.993	0.81735316
11.697	0.856893773
13.158	0.843461538
11.397	0.853707865

<b>Sum of Weighed product</b>	<b>Sum of Weighed product/ Weighted Sum of POs</b>
14.398	0.94661407
13.926	0.942219215
13.262	0.943243243
13.662	0.944813278
15.45	0.950184502
15.834	0.950420168

<b>Sum of Weighed product</b>	<b>Sum of Weighed product/ Weighted Sum of POs</b>
14.31	0.940828402
13.88	0.939106901
13.16	0.93598862
13.56	0.937759336
15.46	0.950799508
15.76	0.945978391

<b>Sum of Weighed product</b>	<b>Sum of Weighed product/ Weighted Sum of Pos</b>
13.287	0.87357002
12.714	0.843103448
12.371	0.838143631
12.703	0.89710452
13.011	0.836182519
13.781	0.847539975



**B.Sc CBZ EM CCAA final Co-Po Attainment**


<b>Sum of Weighed product/ Weighted Sum of Pos I Semester</b>	<b>Sum of Weighed product/ Weighted Sum of Pos II Semester</b>	<b>Sum of Weighed product/ Weighted Sum of Pos III Semester</b>	<b>Sum of Weighed product/ Weighted Sum of Pos IV Semester</b>	<b>Sum of Weighed product/ Weighted Sum of Pos V Semester</b>	<b>Average of Pos Attained</b>	<b>% of Attainment</b>
0.940828	0.842271	0.864113	1	1	0.929442	92.94
0.939107	0.842466	0.843606	1	1	0.925036	92.50
0.935989	0.800797	0.810686	1	1	0.909494	90.95
0.937759	0.850187	0.838483	1	1	0.925286	92.53
0.9508	0.858896	0.89522	1	1	0.940983	94.10
0.945978	0.857651	0.867843	1	1	0.934294	93.43


**B.Sc CBZ EM MSA final Co-Po Attainment**

<b>Sum of Weighed product/ Weighted Sum of Pos I Semester</b>	<b>Sum of Weighed product/ Weighted Sum of Pos II Semester</b>	<b>Sum of Weighed product/ Weighted Sum of Pos III Semester</b>	<b>Sum of Weighed product/ Weighted Sum of Pos IV Semester</b>	<b>Sum of Weighed product/ Weighted Sum of Pos V Semester</b>	<b>Average of Pos Attained</b>	<b>% of Attainment</b>
0.946614	0.784095	0.736866	0.903439	0.957174	0.865638	86.56
0.942219	0.811918	0.747612	0.884504	0.955203	0.868291	86.83
0.943243	0.762741	0.735307	0.911146	0.956566	0.861801	86.18
0.944813	0.797109	0.683254	0.924623	0.959059	0.861772	86.18
0.950185	0.795423	0.741258	0.926357	0.958978	0.87444	87.44
0.95042	0.830107	0.799608	0.930336	0.958885	0.893871	89.39

### B.Sc CBZ EM FA final Co-Po Attainment

Sum of Weighed product/ Weighted Sum of Pos I Semester	Sum of Weighed product/ Weighted Sum of Pos II Semester	Sum of Weighed product/ Weighted Sum of Pos III Semester	Sum of Weighed product/ Weighted Sum of Pos IV Semester	Sum of Weighed product/ Weighted Sum of Pos V Semester	Average of Pos Attained	% of Attainment
0.87357	0.836769	0.791142	0.95819	0.980217	0.887978	88.80
0.843103	0.83985	0.782173	0.959673	0.977635	0.880487	88.05
0.838144	0.817353	0.750099	0.955934	0.977349	0.867776	86.78
0.897105	0.856894	0.782228	0.96378	0.986118	0.897225	89.72
0.836183	0.843462	0.813782	0.959357	0.984161	0.887389	88.74
0.84754	0.853708	0.782397	0.964032	0.982927	0.886121	88.61

  
 Signature of the Lecturer in charge  
Section-in-Charge,  
 DEPARTMENT OF ZOOLOGY  
 K.B. GOVT. COLLEGE FOR WOMEN  
 KAKINADA-2

  
 Principal  
**PRINCIPAL  
 A.S.D. GOVT. DEGREE COLLEGE (W)  
 AUTONOMOUS  
 KAKINADA**



**ASD GOVERNMENT DEGREE COLLEGE (W) (A), KAKINADA**  
**Department of English**  
**Mapping Course Outcomes 2021-22 admitted batch with Programme Outcomes**

**SEM-I: A COURSE IN COMMUNICATION AND SOFT SKILLS**  
**(B.A. /B. Com./B. Sc.)**

**Course Outcomes:**

- Recognise the importance of Communication in English (CO1)
- Relate English language communication in day-to-day situations, academics and professions. (CO2)
- Summarise the uses of Soft Skills in professional and daily life. (CO3)
- Use English receptive and productive skills (CO3)
- Use grammar effectively in writing and speaking (CO3)
- Use the tools of communication skills confidently. (CO3)
- Correlate apt vocabulary in written and speech compositions. (CO4)
- Relate English communication to real-life situations. (CO5)
- Design personal/institutional SWOT analysis. (CO6)

**Bachelor of Arts (B. A.):**

PO1: Critical Thinking: Take informed actions after identifying the assumptions that frame our thinking and actions, checking out the degree to which these assumptions are accurate and valid, and looking at our ideas and decisions (intellectual, organizational, and personal) from different perspectives

PO2: Effective Communication: Speak, read, write and listen clearly in person and through electronic media in English and in one Indian language, and make meaning of the world by connecting people, ideas, books, media and technology.

PO3: Social Interaction: Elicit views of others, mediate disagreements and help reach conclusions in group settings.

PO4: Effective Citizenship: Demonstrate empathetic social concern and equity centered national development, and the ability to act with an informed awareness of issues and participate in civic life through volunteering.

PO5: Ethics: Recognize different value systems including your own, understand the moral dimensions of your decisions, and accept responsibility for them.

PO6: Environment and Sustainability: Understand the issues of environmental contexts and sustainable development.

PO7: Self-directed and Life-long Learning: Acquire the ability to engage in independent and life-long learning in the broadest context socio-technological changes.

	PO1	PO2	PO3	PO4	PO5	PO6	PO7
CO1	2	2	2	3	2	2	2
CO2	2	3	2	3	2	2	3
CO3	2	3	3	3	2	2	2
CO4	3	3	2	2	3	2	3
CO5	3	3	3	3	2	2	2
CO6	2	2	3	2	3	2	3
Average	2.3	2.6	2.5	2.6	2.3	2	2.5

### **Bachelor of Commerce (B. Com: General, Vocational):**

PO1: To provide conceptual knowledge and application skills in the domain of commerce studies

PO2: To sharpen students' analytical and decision-making skills

PO3: To provide a good foundation to students who plan to pursue professional courses like CA, ICWA, ICFA and MBA

PO4: To develop entrepreneurship and managerial skills in students so as to enable them to establish and manage their business establishments effectively.

PO5: To facilitate students with skills and abilities to become competent and competitive to be assured of good career and job placements.

	PO1	PO2	PO3	PO4	PO5
CO1	1	1	2	2	2
CO2	2	2	2	3	2
CO3	2	3	2	3	3
CO4	2	2	3	2	2
CO5	2	3	2	3	3
CO6	2	3	2	2	3
Average	1.8	2.3	2.1	2.5	2.5

### **Bachelor of Science (B.Sc.):**

**PO1: Effective Communication:** To communicate Scientific idea and attract more opportunities and also to enhance problem solving, Negotiation skills and productivity skills.

**PO2: Effective Citizenship:** To develop individual behavior and influence Society and social structure, work with a sense of responsibility towards social awareness, follow the Ethical standards in the society and to demonstrate and discuss the ethical conduct in scientific activities.

**PO3: Environment & Sustainability:** To understand the impact of science in social and environmental contexts and to apply the knowledge gain for attaining sustainable Development.

**PO4: Critical Thinking:** To interpret Evaluate and analyze the facts while solving problems and making decisions.

**PO5: Higher Progression:** To apply knowledge and skills acquired in progressing towards higher education.

**PO6: Employability Skills:** To Create potential work force by imparting the skill based Education required to achieve Employment.

	PO1	PO2	PO3	PO4	PO5	PO6
CO1	2	3	2	3	2	3
CO2	3	2	3	3	2	3
CO3	2	2	3	2	2	2
CO4	3	3	2	2	2	3
CO5	3	2	2	3	3	2
CO6	3	3	3	2	3	3
Average	2.6	2.5	2.5	2.5	2.3	2.6

### SEM-II: A COURSE IN READING AND WRITING SKILLS

(B.A. /B. Com./B. Sc.)

- Recognise the importance of Reading Skills (CO1)
- Compare and contrast different types of reading skills (CO2)
- Comprehend different texts ranging from fictitious inputs to authentic materials. (CO2)
- Paraphrase or summarise the lectures or written composition. (CO3)
- Use reading skills effectively (CO4)
- Use good writing strategies (CO4)
- Interpret different types of texts (CO4)
- Analyse what is being read (CO4)
- Build up a repository of active vocabulary and relate them to meet the purposes (CO4)
- Design constructive writing scripts based on needs (CO5)
- Develop varieties of writing compositions according to academic/social/professional needs (CO6)

#### **Bachelor of Arts (B. A.):**

	PO1	PO2	PO3	PO4	PO5	PO6	PO7
CO1	2	2	3	3	3	2	3
CO2	3	1	2	2	1	2	3
CO3	3	2	3	3	3	2	2
CO4	2	3	2	3	2	3	1
CO5	3	3	1	2	3	3	2
CO6	3	3	2	2	2	3	1
Average	2.6	2.3	2.1	2.5	2.3	2.5	2.6

#### **Bachelor of Commerce (B. Com: General, Vocational):**

	PO1	PO2	PO3	PO4	PO5
CO1	3	2	2	2	2
CO2	1	2	2	2	2
CO3	3	3	3	1	3
CO4	2	1	3	2	1
CO5	3	2	2	2	3
CO6	2	3	3	2	2
Average	2.3	2.1	2.3	1.83	2.1

**Bachelor of Science (B.Sc.):**

	PO1	PO2	PO3	PO4	PO5	PO6
CO1	2	2	2	2	2	3
CO2	3	2	3	1	2	1
CO3	3	3	2	2	2	2
CO4	2	3	1	3	3	3
CO5	2	3	3	2	2	2
CO6	2	2	2	3	3	3
	2.3	2.3	2.1	2.1	2.3	2.3

**SEM-III: A COURSE IN CONVERSATIONAL SKILLS**

(B.A. /B. Com./B. Sc.)

- Identify the strategies to improve conversant skills. (CO1)
- Understand the use of English in social interactions. (CO2)
- Understand how to make effective speeches/give constructive responses in interviews. (CO2)
- Apply conversational skills in academic/social/professional contexts in the form of interactions and interviews. (CO3)
- Use language skills accurately and fluently (CO3)
- Develop and demonstrate critical thinking skills and professional discourse (CO4)
- Compose various conversational skills and their usage in real-life situations. (CO5)
- Relate the given textual inputs to real-life situations (CO6)

**Bachelor of Arts (B. A.):**

	PO1	PO2	PO3	PO4	PO5	PO6	PO7
CO1	3	2	3	2	2	2	2
CO2	1	3	1	2	2	3	2
CO3	2	2	3	3	1	2	3
CO4	3	1	2	1	3	3	2
CO5	3	3	1	3	2	3	3
CO6	2	2	2	2	3	2	3
Average	2.3	2.1	1.8	2.1	2.1	2.5	2.5

**Bachelor of Commerce (B. Com: General, Vocational):**

	PO1	PO2	PO3	PO4	PO5
CO1	2	2	2	1	2
CO2	2	2	3	2	3
CO3	2	3	2	3	3
CO4	3	3	3	3	3
CO5	3	3	2	3	3
CO6	3	3	3	2	2
Average	2.5	2.6	2.5	2.3	2.6

**Bachelor of Science (B.Sc.):**

	PO1	PO2	PO3	PO4	PO5	PO6
CO1	3	2	1	2	2	2
CO2	3	2	2	2	2	2
CO3	2	2	3	2	3	3
CO4	3	3	2	3	2	2
CO5	3	2	3	3	3	2
CO6	2	2	3	2	3	3
Average	2.6	2.1	2.3	2.3	2.5	2.3

**Attainment Level of English - Semester I:**

Courses	No. of Students attended	No. of Students Attained			CO_DA CCAA	CO_IA MSA	CO_FA FA
		CCAA(2)	MSA(3)	FA(4)			
	(1)	CCAA(2)	MSA(3)	FA(4)	2/1	3/1	4/1
B.COM C.A	36	36	36	32	1	1	0.8
B.COM EM1	60	60	59	57	1	0.9	0.9
B.COM EM2	45	45	45	41	1	1	0.9
CBHC	29	29	29	28	1	1	0.9
CBMB	23	23	23	20	1	1	0.8
CBZ -EM	57	57	54	55	1	0.9	0.9
CZAqt	27	27	27	27	1	1	1
HEP EM	56	56	52	50	1	0.9	0.8
H.Sc	30	30	30	28	1	1	0.9
MPC E.M	51	51	49	50	1	0.9	0.9
MPCs	60	60	58	59	1	0.9	0.9
IHP	11	11	10	09	1	0.9	0.6

**Attainment Level of English - Semester II:**

Courses	No. of Students attended	No. of Students Attained			CO_DA CCAA	CO_IA MSA	CO_FA FA
		CCAA(2)	MSA(3)	FA(4)			
	(1)	CCAA(2)	MSA(3)	FA(4)	2/1	3/1	4/1
B.COM C.A	33	33	33	33	1	1	1
B.COM EM1	54	54	50	48	1	0.9	0.8
B.COM EM2	40	40	40	38	1	1	0.9
CBHC	29	29	29	19	1	1	0.6
CBMB	20	20	20	17	1	1	0.8
CBZ -EM	51	51	46	44	1	0.9	0.8
CZAqt	26	26	26	24	1	1	0.9
HEP EM	50	50	46	40	1	0.9	0.8
H.Sc	25	25	25	22	1	1	0.8
MPC E.M	42	42	40	37	1	0.9	0.8
MPCs	56	56	54	55	1	0.9	0.9
IHP	9	9	8	6	1	0.8	0.6

### Attainment Level of English - Semester III:

Courses	No. of Students attended	No. of Students Attained			CO_DA CCAA	CO_IA MSA	CO_FA FA
		CCAA(2)	MSA(3)	FA(4)			
	(1)	CCAA(2)	MSA(3)	FA(4)	2/1	3/1	4/1
B.COM C.A	33	33	33	33	1	1	1
B.COM EM1	51	51	50	50	1	0.9	0.9
B.COM EM2	40	40	40	39	1	1	0.9
CBHC	26	26	26	26	1	1	1
CBMB	17	17	17	17	1	1	1
CBZ -EM	47	47	47	45	1	1	0.9
CZAqt	26	26	26	26	1	1	1
HEP EM	48	48	48	45	1	1	0.9
H.Sc	23	23	23	22	1	1	0.9
MPC E.M	39	39	39	38	1	1	0.9
MPCs	55	55	55	54	1	1	0.9
THP	7	7	6	6	1	0.8	0.8

### B.Sc CBHC SEM-I,II & III CCAA Assessment Attainment

PO's	ENG SEM I Paper I	PO Attainment	Weighted product	ENG SEM II Paper-II	PO Attainment	Weighted product	ENG SEM III Paper-III	PO Attainment	Weighted product
PO1	2.6	1	2.6	2.3	1	2.3	2.6	1	2.6
PO2	2.5	1	2.5	2.3	1	2.3	2.1	1	2.1
PO3	2.5	1	2.5	2.1	1	2.1	2.3	1	2.3
PO4	2.5	1	2.5	2.1	1	2.1	2.3	1	2.3
PO5	2.3	1	2.3	2.3	1	2.3	2.5	1	2.5
PO6	2.6	1	2.6	2.3	1	2.3	2.3	1	2.3

### B.Sc CBHC SEM I,II& III MSA(IA) Attainment

PO's	ENG SEM I Paper I	PO Attainment	Weighted product	ENG SEM II Paper-II	PO Attainment	Weighted product	ENG SEM III Paper-III	PO Attainment	Weighted product
PO1	2.6	1	2.6	2.3	1	2.3	2.6	1	2.6
PO2	2.5	1	2.5	2.3	1	2.3	2.1	1	2.1
PO3	2.5	1	2.5	2.1	1	2.1	2.3	1	2.3
PO4	2.5	1	2.5	2.1	1	2.1	2.3	1	2.3
PO5	2.3	1	2.3	2.3	1	2.3	2.5	1	2.5
PO6	2.6	1	2.6	2.3	1	2.3	2.3	1	2.3



**B.Sc CBHC SEM I, II & III FA Attainment**

PO's	ENG SEM I Paper I	PO Attainment	Weighted product	ENG SEM II Paper-II	PO Attainment	Weighted product	ENG SEM III Paper-III	PO Attainment	Weighted product
PO1	2.6	0.9	2.8	2.3	0.6	3.8	2.6	1	2.6
PO2	2.5	0.9	2.7	2.3	0.6	3.8	2.1	1	2.1
PO3	2.5	0.9	2.7	2.1	0.6	3.5	2.3	1	2.3
PO4	2.5	0.9	2.7	2.1	0.6	3.5	2.3	1	2.3
PO5	2.3	0.9	2.5	2.3	0.6	3.8	2.5	1	2.5
PO6	2.6	0.9	2.8	2.3	0.6	3.8	2.3	1	2.3

**B.Sc CBMB SEM- I,II & III CCAA Assessment Attainment**

PO's	ENG SEM I Paper I	PO Attainment	Weighted product	ENG SEM II Paper-II	PO Attainment	Weighted product	ENG SEM III Paper-III	PO Attainment	Weighted product
PO1	2.6	1	2.6	2.3	1	2.3	2.6	1	2.6
PO2	2.5	1	2.5	2.3	1	2.3	2.1	1	2.1
PO3	2.5	1	2.5	2.1	1	2.1	2.3	1	2.3
PO4	2.5	1	2.5	2.1	1	2.1	2.3	1	2.3
PO5	2.3	1	2.3	2.3	1	2.3	2.5	1	2.5
PO6	2.6	1	2.6	2.3	1	2.3	2.3	1	2.3

**B.Sc CBMB SEM I,II& III MSA( IA) Attainment**

PO's	ENG SEM I Paper I	PO Attainment	Weighted product	ENG SEM II Paper-II	PO Attainment	Weighted product	ENG SEM III Paper-III	PO Attainment	Weighted product
PO1	2.6	1	2.6	2.3	1	2.3	2.6	1	2.6
PO2	2.5	1	2.5	2.3	1	2.3	2.1	1	2.1
PO3	2.5	1	2.5	2.1	1	2.1	2.3	1	2.3
PO4	2.5	1	2.5	2.1	1	2.1	2.3	1	2.3
PO5	2.3	1	2.3	2.3	1	2.3	2.5	1	2.5
PO6	2.6	1	2.6	2.3	1	2.3	2.3	1	2.3

**B.Sc CBMB SEM I, II & III FA Attainment**

PO's	ENG SEM I Paper I	PO Attainment	Weighted product	ENG SEM II Paper-II	PO Attainment	Weighted product	ENG SEM III Paper-III	PO Attainment	Weighted product
PO1	2.6	0.8	3.2	2.3	0.8	2.8	2.6	1	2.6
PO2	2.5	0.8	3.1	2.3	0.8	2.8	2.1	1	2.1
PO3	2.5	0.8	3.1	2.1	0.8	2.6	2.3	1	2.3
PO4	2.5	0.8	3.1	2.1	0.8	2.6	2.3	1	2.3
PO5	2.3	0.8	2.8	2.3	0.8	2.8	2.5	1	2.5
PO6	2.6	0.8	3.2	2.3	0.8	2.8	2.3	1	2.3

**B.Sc CBZ E.M SEM- I,II & III CCA Assessment Attainment**

PO's	ENG SEM I Paper I	PO Attainment	Weighted product	ENG SEM II Paper-II	PO Attainment	Weighted product	ENG SEM III Paper-III	PO Attainment	Weighted product
PO1	2.6	1	2.6	2.3	1	2.3	2.6	1	2.6
PO2	2.5	1	2.5	2.3	1	2.3	2.1	1	2.1
PO3	2.5	1	2.5	2.1	1	2.1	2.3	1	2.3
PO4	2.5	1	2.5	2.1	1	2.1	2.3	1	2.3
PO5	2.3	1	2.3	2.3	1	2.3	2.5	1	2.5
PO6	2.6	1	2.6	2.3	1	2.3	2.3	1	2.3

**B.Sc CBZ E.M SEM I,II& III MSA( IA) Attainment**

PO's	ENG SEM I Paper I	PO Attainment	Weighted product	ENG SEM II Paper-II	PO Attainment	Weighted product	ENG SEM III Paper-III	PO Attainment	Weighted product
PO1	2.6	0.9	2.8	2.3	0.9	2.5	2.6	1	2.6
PO2	2.5	0.9	2.7	2.3	0.9	2.5	2.1	1	2.1
PO3	2.5	0.9	2.7	2.1	0.9	2.3	2.3	1	2.3
PO4	2.5	0.9	2.7	2.1	0.9	2.3	2.3	1	2.3
PO5	2.3	0.9	2.5	2.3	0.9	2.5	2.5	1	2.5
PO6	2.6	0.9	2.8	2.3	0.9	2.5	2.3	1	2.3

**B.Sc CBZ E.M SEM I, II & III FA Attainment**

PO's	ENG SEM I Paper I	PO Attainment	Weighted product	ENG SEM II Paper-II	PO Attainment	Weighted product	ENG SEM III Paper-III	PO Attainment	Weighted product
PO1	2.6	0.9	2.8	2.3	0.8	2.8	2.6	0.9	2.8
PO2	2.5	0.9	2.7	2.3	0.8	2.8	2.1	0.9	2.3
PO3	2.5	0.9	2.7	2.1	0.8	2.6	2.3	0.9	2.5
PO4	2.5	0.9	2.7	2.1	0.8	2.6	2.3	0.9	2.5
PO5	2.3	0.9	2.5	2.3	0.8	2.8	2.5	0.9	2.7
PO6	2.6	0.9	2.8	2.3	0.8	2.8	2.3	0.9	2.5

**B.Sc CZAQt SEM- I, II & III CCAA Assessment Attainment**

PO's	ENG SEM I Paper I	PO Attainment	Weighted product	ENG SEM II Paper-II	PO Attainment	Weighted product	ENG SEM III Paper-III	PO Attainment	Weighted product
PO1	2.6	1	2.6	2.3	1	2.3	2.6	1	2.6
PO2	2.5	1	2.5	2.3	1	2.3	2.1	1	2.1
PO3	2.5	1	2.5	2.1	1	2.1	2.3	1	2.3
PO4	2.5	1	2.5	2.1	1	2.1	2.3	1	2.3
PO5	2.3	1	2.3	2.3	1	2.3	2.5	1	2.5
PO6	2.6	1	2.6	2.3	1	2.3	2.3	1	2.3

**B.Sc CZAQt SEM I, II & III MSA( IA) Attainment**

PO's	ENG SEM I Paper I	PO Attainment	Weighted product	ENG SEM II Paper-II	PO Attainment	Weighted product	ENG SEM III Paper-III	PO Attainment	Weighted product
PO1	2.6	1	2.6	2.3	1	2.3	2.6	1	2.6
PO2	2.5	1	2.5	2.3	1	2.3	2.1	1	2.1
PO3	2.5	1	2.5	2.1	1	2.1	2.3	1	2.3
PO4	2.5	1	2.5	2.1	1	2.1	2.3	1	2.3
PO5	2.3	1	2.3	2.3	1	2.3	2.5	1	2.5
PO6	2.6	1	2.6	2.3	1	2.3	2.3	1	2.3

**B.Sc CZAQt SEM I, II & III FA Attainment**

PO's	ENG SEM I Paper I	PO Attainment	Weighted product	ENG SEM II Paper-II	PO Attainment	Weighted product	ENG SEM III Paper-III	PO Attainment	Weighted product
PO1	2.6	1	2.6	2.3	0.9	2.5	2.6	1	2.6
PO2	2.5	1	2.5	2.3	0.9	2.5	2.1	1	2.1
PO3	2.5	1	2.5	2.1	0.9	2.3	2.3	1	2.3
PO4	2.5	1	2.5	2.1	0.9	2.3	2.3	1	2.3
PO5	2.3	1	2.3	2.3	0.9	2.5	2.5	1	2.5
PO6	2.6	1	2.6	2.3	0.9	2.5	2.3	1	2.3

*Signature*



V. N. D.  
PRINCIPAL  
A.S.D. GOVT. DEGREE COLLEGE (W)  
AUTONOMOUS  
KAKINADA

**ASD GOVERNMENT DEGREE COLLEGE (W) (A), KAKINADA**  
**Department of Telugu-General Telugu- I Semester-Paper-I – Pracheena Telugu Kavitham**  
**Mapping Course Outcomes 2021-2022 with Programme Outcomes**  
**Bachelor of Science (B.Sc.)**

**Course Outcomes:**

- C.O. 1. Learn about ancient Telugu literature and the beauty of poetry.
- C.O. 2. Ithihas as a unique process in Telugu literature is social and political of the people learn about the conditions.
- C.O. 3 Students will learn about the Telugu culture, traditions and social life in the age of Prabandha period.
- C.O. 4. Students will learn to recognise the importance of the eligibilities of the Administrator.
- C.O.5. Students learn to nature of the Telugu poetry. Language ability and writing skills by studying the grammar of ancient poetry.

**PO1: Effective Communication:** To communicate Scientific idea and attract more opportunities and also to enhance problem solving, Negotiation skills and productivity skills.

**PO2: Effective Citizenship:** To develop individual behavior and influence Society and social structure, work with a sense of responsibility towards social awareness, follow the Ethical standards in the society and to demonstrate and discuss the ethical conduct in scientific activities.

**PO3: Environment & Sustainability:** To understand the impact of science in social and environmental contexts and to apply the knowledge gain for attaining sustainable Development.

**PO4: Critical Thinking:** To interpret Evaluate and analyze the facts while solving problems and making decisions.

**PO5: Higher Progression:** To apply knowledge and skills acquired in progressing towards higher education.

**PO6: Employability Skills:** To Create potential work force by imparting the skill based Education required to achieve Employment.

	PO1	PO2	PO3	PO4	PO5	PO6
CO1	3	3	1	2	3	3
CO2	3	2	3	3	3	3
CO3	2	2	3	3	3	3
CO4	3	3	1	3	3	3
CO5	2	1	1	3	3	3
Average	2.6	2.2	1.8	2.8	3	3

**ASD GOVERNMENT DEGREE COLLEGE (W) (A), KAKINADA**  
**Department of Telugu-General Telugu-II Semester-Paper-II- Aadhunika Telugu Sahityam**  
**Mapping Course Outcomes 2021-2022 with Programme Outcomes**  
**Bachelor of Science (B.Sc.)**

**Course Outcomes:**

- C.O.1. The influence of English language on modern literature in Telugu and its uniqueness is recognized.
- C.O. 2. Students will get understanding of contemporary modern literary forms like text poetry, short story, novel, drama, criticism.
- C.O. 3. Students Gain knowledge about the objectives of Bhavakavita and Abhyudaya Kavita. The birth and necessity of existentialist movements are recognized.
- C.O. 4. Students Can gain social consciousness through literature. A theory can be reviewed by knowing the actual conditions and not by theories.
- C.O. 5. Students Get social, cultural and political awareness through modern Telugu fiction literature.

**Programme Outcomes**

- PO1: Effective Communication:** To communicate Scientific idea and attract more opportunities and also to enhance problem solving, Negotiation skills and productivity skills.
- PO2: Effective Citizenship:** To develop individual behavior and influence Society and social structure, work with a sense of responsibility towards social awareness, follow the Ethical standards in the society and to demonstrate and discuss the ethical conduct in scientific activities.
- PO3: Environment & Sustainability:** To understand the impact of science in social and environmental contexts and to apply the knowledge gain for attaining sustainable Development.
- PO4: Critical Thinking:** To interpret Evaluate and analyze the facts while solving problems and making decisions.
- PO5: Higher Progression:** To apply knowledge and skills acquired in progressing towards higher education.
- PO6: Employability Skills:** To Create potential work force by imparting the skill based Education required to achieve Employment.

	PO1	PO2	PO3	PO4	PO5	PO6
CO1	2	3	1	1	3	3
CO2	3	2	1	3	3	3
CO3	3	1	1	2	3	3
CO4	3	3	2	2	3	3
CO5	2	2	1	1	3	3
Average	2.8	2.2	1.2	1.8	3	3

**ASD GOVERNMENT DEGREE COLLEGE (W) (A), KAKINADA**  
**Department of Telugu-General Telugu-III Semester-Paper-III-Srujana Bharati**  
**Mapping Course Outcomes 2021-2022 with Programme Outcomes**  
**Bachelor of Science (B.Sc.)**

**Course Outcomes:**

- CO1 The course enables the learners to develop creative writing skills and to use language skills.
- CO2 Writing skills can be expressed in a creative form, can take advantage of employment opportunities, acquire proficiency.
- CO3 The course also helps the learners to develop Communication skills, creative writing, translation, writing for Print and Electronic media.
- CO4 The course also helps the learners to develop creative writing in translation.
- CO5 Students Gain knowledge about the structure of Telugu language.

**Programme Outcomes:**

**PO1: Effective Communication:** To communicate Scientific idea and attract more opportunities and also to enhance problem solving, Negotiation skills and productivity skills.

**PO2: Effective Citizenship:** To develop individual behavior and influence Society and social structure, work with a sense of responsibility towards social awareness, follow the Ethical standards in the society and to demonstrate and discuss the ethical conduct in scientific activities.

**PO3: Environment & Sustainability:** To understand the impact of science in social and environmental contexts and to apply the knowledge gain for attaining sustainable Development.

**PO4: Critical Thinking:** To interpret Evaluate and analyze the facts while solving problems and making decisions.

**PO5: Higher Progression:** To apply knowledge and skills acquired in progressing towards higher education.

**PO6: Employability Skills:** To Create potential work force by imparting the skill based Education required to achieve Employment.

	PO1	PO2	PO3	PO4	PO5	PO6
CO1	2	1	1	1	3	3
CO2	3	1	1	1	3	3
CO3	3	1	1	2	3	3
CO4	3	1	1	2	2	3
CO5	3	1	1	1	3	3
Average	2.8	1	1	1.4	2.8	3

**Department of Telugu**  
**2021-22 General Telugu**  
**(B.A. /B. Com./B. Sc.)**

2020-21 General Telugu Attainment Level of Telugu - Semester I:

Courses	No. of Students attended	No. of Students Attained			CO_DA	CO_IA	CO_FA
		DA	IA	FA			
HEP	42	42	42	22	1	1	0.52
THP	08	08	08	08	1	1	1
B. Com (1)	47	46	47	31	0.96	1	0.66
B. Com (2)	38	38	38	26	1	1	0.68
CA	27	27	27	27	1	1	1
MPC	24	24	24	22	1	1	0.97
MPCS	23	23	23	22	1	1	0.96
CBZ	41	41	41	40	1	1	0.97
CZAqT	23	23	23	18	1	1	0.78
CBHC	22	21	22	21	0.95	1	0.95
CBMB	12	12	12	09	1	1	0.82
H. Sc	15	15	15	13	1	1	0.87
<b>THP Spl</b>	10	10	10	07	1	1	0.7

**2021-22 General Telugu**  
**(B.A. /B. Com./B. Sc.)**

2021-22 General Telugu Attainment Level of Telugu - Semester II:

Courses	No. of Students attended	No. of Students Attained			CO_DA	CO_IA	CO_FA
		DA	IA	FA			
HEP	41	41	42	26	1	1	0.63
THP	06	06	06	05	1	1	0.83
B. Com (1)	47	47	47	40	1	1	0.85
B. Com (2)	31	31	31	27	1	1	0.87
CA	25	25	25	25	1	1	1
MPC	21	21	21	18	1	1	0.86
MPCS	22	22	22	22	1	1	1
CBZ	39	39	39	39	1	1	1
CZAqT	23	22	23	22	0.96	1	0.96
CBHC	22	22	22	20	1	1	0.91
CBMB	09	09	09	09	1	1	1
H. Sc	14	14	14	13	1	1	0.93
<b>THP Spl</b>	09	09	09	07	1	1	0.78



**ASD GOVERNMENT DEGREE COLLEGE (W) (A), KAKINADA**

Department of Telugu  
2021-22 General Telugu  
(B.A. /B. Com./B. Sc.)

2021-22 General Telugu Attainment Level of Telugu - Semester III:

Courses	No. of Students attended	No. of Students Attained			CO_DA	CO_IA	CO_FA
		DA	IA	FA			
HEP	42	42	42	39	1	1	0.95
THP	06	06	06	06	1	1	1
B. Com (1)	45	45	45	44	0.96	1	0.66
B. Com (2)	31	31	31	25	1	1	0.81
CA	25	25	25	25	1	1	1
MPC	16	16	16	15	1	1	0.93
MPCS	21	21	21	21	1	1	1
CBZ	34	34	34	34	1	1	1
CZAqT	21	21	21	20	1	1	0.95
CBHC	19	19	19	17	1	1	0.89
CBMB	07	07	07	07	1	1	1
H. Sc	14	14	14	14	1	1	1
THP Spl	07	07	07	06	1	1	0.86

**B.Sc CBZ SEM-I,II & III CCAA Assessment Attainment**

PO's	TEL SEM I Paper I	PO Attainment	Weighed product	TEL SEM II Paper-II	PO Attainment	Weighed product	TEL SEM III Paper-III	PO Attainment	Weighed product
PO1	2.6	1	2.6	2.8	0.96	2.6	2.8	1	2.8
PO2	2.2	1	2.2	2.2	0.96	2.11	1	1	1
PO3	1.8	1	1.8	1.2	0.96	1.15	1	1	1
PO4	2.8	1	2.8	1.8	0.96	1.72	1.4	1	1.4
PO5	3	1	3	3	0.96	2.88	2.8	1	2.8
PO6	3	1	3	3	0.96	2.88	3	1	3

**B.Sc CBZ SEM I,II& III MSA(IA) Attainment**

PO's	TEL SEM I Paper I	PO Attainment	Weighed product	TEL SEM II Paper-II	PO Attainment	Weighed product	TEL SEM III Paper-III	PO Attainment	Weighed product
PO1	2.6	1	2.6	2.8	1	2.8	2.8	1	2.8
PO2	2.2	1	2.2	2.2	1	2.2	1	1	1
PO3	1.8	1	1.8	1.2	1	1.2	1	1	1
PO4	2.8	1	2.8	1.8	1	1.8	1.4	1	1.4
PO5	3	1	3	3	1	3	2.8	1	2.8
PO6	3	1	3	3	1	3	3	1	3

**B.Sc CBZ SEM I, II &III FA Attainment**

<b>PO's</b>	<b>TEL SEM I Paper I</b>	<b>PO Attainment</b>	<b>Weighed product</b>	<b>TEL SEM II Paper-II</b>	<b>PO Attainment</b>	<b>Weighed product</b>	<b>TEL SEM III Paper-III</b>	<b>PO Attainment</b>	<b>Weighed product</b>
<b>PO1</b>	2.6	0.78	2.02	2.3	0.96	2.20	2.6	0.95	2.47
<b>PO2</b>	2.5	0.78	1.95	2.3	0.96	2.20	2.1	0.95	1.99
<b>PO3</b>	2.5	0.78	1.95	2.1	0.96	2.01	2.3	0.95	2.18
<b>PO4</b>	2.5	0.78	1.95	2.1	0.96	2.01	2.3	0.95	2.18
<b>PO5</b>	2.3	0.78	1.79	2.3	0.96	2.20	2.5	0.95	2.37
<b>PO6</b>	2.6	0.78	2.02	2.3	0.96	2.20	2.3	0.95	2.18

**ASD GOVERNMENT DEGREE COLLEGE (W) (A), KAKINADA**  
**Department of Sanskrit**  
**Mapping Course Outcomes 2021- 2022 with Programme Outcomes**

**I B.A. B. Com, B.Sc.**

**“PROSE, POETRY AND GRAMMAR”**  
**2021-2022**

**COURSE OUTCOMES: SAN 20102**

CO1: Origin & development of prose literature: a deep study of ancient Indian prose literature help to understand the noble heritage of Sanskrit literature

CO2: Create the interest to read & understand a lengthy paragraph in classical language.

CO3: Inculcation of Moral values through teaching of Sanskrit Poetry and Other Literature such as Subhashitas, Panchatantra Stories, etc.

CO4: To improve functional Communication skills in Sanskrit language

**Bachelor of Science (B.Sc.):**

**PO1: Effective Communication:** To communicate Scientific idea and attract more opportunities and also to enhance problem solving, Negotiation skills and productivity skills.

**PO2: Effective Citizenship:** To develop individual behavior and influence Society and social structure, work with a sense of responsibility towards social awareness, follow the Ethical standards in the society and to demonstrate and discuss the ethical conduct in scientific activities.

**PO3: Environment & Sustainability:** To understand the impact of science in social and environmental contexts and to apply the knowledge gain for attaining sustainable Development.

**PO4: Critical Thinking:** To interpret Evaluate and analyze the facts while solving problems and making decision

**PO5: Higher Progression:** To apply knowledge and skills acquired in progressing towards higher education.

**PO6: Employability Skills:** To Create potential work force by imparting the skill based Education required to achieve Employment.

	PO1	PO2	PO3	PO4	PO5	PO6
CO1	2	1	2	3	1	3
CO2	3	2	1	2	1	2
CO3	4	1	2	3	1	2
CO4	2	1	1	2	1	1
Average	2.75	1.25	1.5	2.5	1	2

**SEM-I: Poetry,Prose&Grammar SAN 20102**  
**(B. Sc.) Attainment (2021 -2022)**

**Bachelor of Science (B.Sc.):**

Attainment Level of Sanskrit - Semester I

Cc	No. of Students attended	No. of Students Attained			CO_DA CCAA 2/1	CO_IA MSA 3/1	CO_FA 4/1
		DA	IA	FA			
THP	02	2	2	1	1	1	0.5
HEP	04	4	4	3	1	1	0.75
B. Com (.GM)	6	6	6	6	1	1	1
B. Com (E)	7	7	7	4	1	1	1
CA	8	8	8	8	1	1	1
MPC	24	24	24	23	1	1	0.95
MPCS	31	31	31	31	1	1	1
CBZ	10	10	10	10	1	1	1
C ZAQT	4	4	4	2	1	1	0.5
CBHT	7	7	7	7	1	1	1
CBMB	8	8	8	8	1	1	1
H. Sc	10	10	10	8	1	1	0.8

**SEM II: SANSKRIT**  
**I B.A. B. Com, B.Sc.**  
**“PROSE ,POETRY AND GRAMMAR”**

**2021-2022**

**COURSE OUTCOMES: SAN 20202**

CO1:Students acquire knowledge of Sanskrit grammar.

CO2:Drama of Bhasa, Kalidasa and general knowledge

of some famous Sanskrit Dramas.

CO3:To Estimate the moral/ethical values in Classical Sanskrit literature

CO4:To Appreciate the uses of Sanskrit language in modern World and apply the knowledge acquired to make basic conversation and basic writing in Sanskrit

	PO1	PO2	PO3	PO4	PO5	PO6
<b>CO1</b>	2	2	1	2	1	<b>3</b>
<b>CO2</b>	3	2	2	1	1	<b>2</b>
<b>CO3</b>	3	3	2	2	1	<b>2</b>
<b>CO4</b>	2	3	2	1	1	<b>1</b>
<b>Average</b>	<b>2.5</b>	<b>2.5</b>	<b>1.75</b>	<b>1.5</b>	<b>1</b>	<b>2</b>

**SEM-II: Poetry ,prose Grammar SAN 20202**  
**(B.A. /B. Com./B. Sc.)**

**Bachelor of Science (B.Sc.):**

Attainment Level of Sanskrit - Semester II:

Cc	No. of Students attended	No. of Students Attained			CO_DA CCAA 2/1	CO_IA MSA 3/1	CO_FA 4/1
		DA	IA	FA			
THP	02	2	2	2	1	1	1
HEP	04	4	4	3	1	1	0.75
B. Com (.GM)	6	6	6	6	1	1	1
B. Com (E)	7	7	7	3	1	1	0.42
CA	8	8	8	8	1	1	1
MPC	22	22	22	22	1	1	1
MPCS	30	30	30	30	1	1	1
CBZ	10	10	10	10	1	1	1
C ZAQT	4	4	4	4	1	1	1
CBHT	7	7	7	7	1	1	1
CBMB	8	8	8	8	1	1	1
H. Sc	8	8	8	5	1	1	0.62

**SEM III: SANSKRIT**

**II B.A. B. Com, B.Sc.**

**“DRMAUPAISHAD ,ALAMKARA ,HISTORY OF LITERATURE”**

**2021-2022**

**COURSE OUTCOMES: SAN 20302**

CO1:Students gain knowledge of some special part of Sanskrit grammar displays.

CO2:Drama of Bhasa, Kalidasa and general knowledge of some famous Sanskrit Dramas.

CO3:Learners obtain knowledge of aesthetics and their parts such as Chhanda, Rasa, Alankar etc.

CO4:The Indian aspects of environmental ideas are introduced to the students with particular reference Kautiliya arthashastra & Vedic texts.

	<b>PO1</b>	<b>PO2</b>	<b>PO3</b>	<b>PO4</b>	<b>PO5</b>	<b>PO6</b>
<b>CO1</b>	2	2	1	2	1	3
<b>CO2</b>	3	2	2	1	1	2
<b>CO3</b>	1	3	2	2	1	2
<b>CO4</b>	2	3	2	1	1	1
<b>Average</b>	<b>2</b>	<b>2.5</b>	<b>1.75</b>	<b>1.5</b>	<b>1</b>	<b>2</b>

**SEM III: SANSKRIT**  
**II B.A. B. Com, B.Sc.**  
**“DRMA, UPAISHAD, ALAMKARA, HISTORY OF LITERATURE”**

**2021-2022**

**COURSE OUTCOMES: SAN 20302**

**Bachelor of Science (B.Sc.):**

Attainment Level of Sanskrit- Semester III:

Cc	No. of Students attended	No. of Students Attained			CO_DA CCAA 2/1	CO_IA MSA 3/1	CO_FA 4/1
		DA	IA	FA			
THP	1	1	1	0	1	1	0
HEP	04	4	4	3	1	1	0.75
B. Com (.GM)	6	6	6	6	1	1	1
B. Com (E)	7	7	7	6	1	1	0.85
CA	7	7	7	7	1	1	1
MPC	22	22	22	21	1	1	0.95
MPCS	30	30	30	30	1	1	1
CBZ	10	10	10	10	1	1	1
C ZAQT	4	4	4	4	1	1	1
CBHT	7	7	7	7	1	1	1
CBMB	8	8	8	8	1	1	1
H. Sc	6	6	6	6	1	1	1



**B.Sc MPCS SEM- I,II & III CCAA Assessment Attainment**

PO's	SAN Paper I	PO Attainment	Weighted product	SAN SEM II Paper-II	PO Attainment	Weighted product	SAN SEM III Paper-III	PO Attainment	Weighted product
PO1	2.75	1	2.75	2.5	1	2.5	2	1	2
PO2	1.25	1	1.25	2.5	1	2.5	2.5	1	2.5
PO3	1.5	1	1.5	1.75	1	1.75	1.75	1	1.75
PO4	2.5	1	2.5	1.5	1	1.5	1.5	1	1.5
PO5	1	1	1	1	1	1	1	1	1
PO6	2	1	2	2	1	2	2	1	2

**B.Sc MPCS SEM- I,II & III MSA Assessment Attainment**

PO's	SAN SEM I Paper I	PO Attainment	Weighted product	SAN SEM II Paper-II	PO Attainment	Weighted product	SAN SEM III Paper-III	PO Attainment	Weighted product
PO1	2.75	1	2.75	2.5	1	2.5	2	1	2
PO2	1.25	1	1.25	2.5	1	2.5	2.5	1	2.5
PO3	1.5	1	1.5	1.75	1	1.75	1.75	1	1.75
PO4	2.5	1	2.5	1.5	1	1.5	1.5	1	1.5
PO5	1	1	1	1	1	1	1	1	1
PO6	2	1	2	2	1	2	2	1	2

**B.Sc MPCS SEM- I,II & III FA Assessment Attainment**

PO's	SAN SEM I Paper I	PO Attainment	Weighted product	SAN SEM II Paper-II	PO Attainment	Weighted product	SAN SEM III Paper-III	PO Attainment	Weighted product
PO1	2.75	1	2.75	2.5	1	2.5	2	1	2
PO2	1.25	1	1.25	2.3	1	2.3	2.5	1	2.5
PO3	1.5	1	1.5	2.5	1	2.5	1.75	1	1.75
PO4	2.5	1	2.5	2	1	2	1.5	1	1.5
PO5	1	1	1	2.3	1	2.3	1	1	1
PO6	2	1	2	2	1	2	2	1	2

**B.Sc MPC SEM-I,II & III CCAA Assessment Attainment**

PO's	SAN Paper I	PO Attainment	Weighted product	SAN SEM II Paper-II	PO Attainment	Weighted product	SAN SEM III Paper-III	PO Attainment	Weighted product
PO1	2.75	1	2.75	2.5	1	2.5	2	1	2
PO2	1.25	1	1.25	2.5	1	2.5	2.5	1	2.5
PO3	1.5	1	1.5	1.75	1	1.75	1.75	1	1.75
PO4	2.5	1	2.5	1.5	1	1.5	1.5	1	1.5
PO5	1	1	1	1	1	1	1	1	1
PO6	2	1	2	2	1	2	2	1	2

**B.Sc MPC SEM-I,II & III MSA Assessment Attainment**

PO's	SAN SEM I Paper I	PO Attainment	Weighted product	SAN SEM II Paper-II	PO Attainment	Weighted product	SAN SEM III Paper-III	PO Attainment	Weighted product
PO1	2.75	1	2.75	2.5	1	2.5	2	1	2
PO2	1.25	1	1.25	2.5	1	2.5	2.5	1	2.5
PO3	1.5	1	1.5	1.75	1	1.75	1.75	1	1.75
PO4	2.5	1	2.5	1.5	1	1.5	1.5	1	1.5
PO5	1	1	1	1	1	1	1	1	1
PO6	2	1	2	2	1	2	2	1	2

**B.Sc MPC SEM-I,II & III FA Assessment Attainment**

PO's	SAN SEM I Paper I	PO Attainment	Weighted product	SAN SEM II Paper-II	PO Attainment	Weighted product	SAN SEM III Paper-III	PO Attainment	Weighted product
PO1	2.75	0.95	2.6	2.5	1	2.5	2	0.95	1.9
PO2	1.25	0.95	1.18	2.5	1	2.3	2.5	0.95	2.37
PO3	1.5	0.95	1.42	1.75	1	2.5	1.75	0.95	1.70
PO4	2.5	0.95	2.37	1.5	1	2	1.5	0.95	1.42
PO5	1	0.95	0.95	1	1	2.3	1	0.95	0.95
PO6	2	0.95	1.9	2	1	2	2	0.95	2

**B.Sc CBZ SEM-I,II & III CCAA Assessment Attainment**

PO's	SAN Paper I	PO Attainment	Weighted product	SAN SEM II Paper-II	PO Attainment	Weighted product	SAN SEM III Paper-III	PO Attainment	Weighted product
PO1	2.75	1	2.75	2.5	1	2.5	2	1	2
PO2	1.25	1	1.25	2.5	1	2.5	2.5	1	2.5
PO3	1.5	1	1.5	1.75	1	1.75	1.75	1	1.75
PO4	2.5	1	2.5	1.5	1	1.5	1.5	1	1.5
PO5	1	1	1	1	1	1	1	1	1
PO6	2	1	2	2	1	2	2	1	2

**B.Sc CBZ SEM-I,II & III MSA Assessment Attainment**

PO's	SAN SEM I Paper I	PO Attainment	Weighted product	SAN SEM II Paper-II	PO Attainment	Weighted product	SAN SEM III Paper-III	PO Attainment	Weighted product
PO1	2.75	1	2.75	2.5	1	2.5	2	1	2
PO2	1.25	1	1.25	2.5	1	2.5	2.5	1	2.5
PO3	1.5	1	1.5	1.75	1	1.75	1.75	1	1.75
PO4	2.5	1	2.5	1.5	1	1.5	1.5	1	1.5
PO5	1	1	1	1	1	1	1	1	1
PO6	2	1	2	2	1	2	2	1	2

**B.Sc CBZ SEM-I,II & III FA Assessment Attainment**

PO's	SAN SEM I Paper I	PO Attainment	Weighted product	SAN SEM II Paper-II	PO Attainment	Weighted product	SAN SEM III Paper-III	PO Attainment	Weighted product
PO1	2.75	1	2.75	2.5	1	2.5	2	1	2
PO2	1.25	1	1.25	2.3	1	2.3	2.5	1	2.5
PO3	1.5	1	1.5	2.5	1	2.5	1.75	1	1.75
PO4	2.5	1	2.5	2	1	2	1.5	1	1.5
PO5	1	1	1	2.3	1	2.3	1	1	1
PO6	2	1	2	2	1	2	2	1	2

### B.Sc CZAQT SEM-I,II & III CCAA Assessment Attainment

PO's	SAN Paper I	PO Attainment	Weighted product	SAN SEM II Paper-II	PO Attainment	Weighted product	SAN SEM III Paper-III	PO Attainment	Weighted product
PO1	2.75	1	2.75	2.5	1	2.5	2	1	2
PO2	1.25	1	1.25	2.5	1	2.5	2.5	1	2.5
PO3	1.5	1	1.5	1.75	1	1.75	1.75	1	1.75
PO4	2.5	1	2.5	1.5	1	1.5	1.5	1	1.5
PO5	1	1	1	1	1	1	1	1	1
PO6	2	1	2	2	1	2	2	1	2

### B.Sc CZAQT SEM- I,II & III MSA Assessment Attainment

PO's	SAN SEM I Paper I	PO Attainment	Weighted product	SAN SEM II Paper-II	PO Attainment	Weighted product	SAN SEM III Paper-III	PO Attainment	Weighted product
PO1	2.75	1	2.75	2.5	1	2.5	2	1	2
PO2	1.25	1	1.25	2.5	1	2.5	2.5	1	2.5
PO3	1.5	1	1.5	1.75	1	1.75	1.75	1	1.75
PO4	2.5	1	2.5	1.5	1	1.5	1.5	1	1.5
PO5	1	1	1	1	1	1	1	1	1
PO6	2	1	2	2	1	2	2	1	2

### B.Sc CZAQT SEM- I,II & III FA Assessment Attainment

PO's	SAN SEM I Paper I	PO Attainment	Weighted product	SAN SEM II Paper-II	PO Attainment	Weighted product	SAN SEM III Paper-III	PO Attainment	Weighted product
PO1	2.75	0.5	1.37	2.5	1	2.5	2	1	2
PO2	1.25	0.5	0.62	2.3	1	2.3	2.5	1	2.5
PO3	1.5	0.5	0.75	2.5	1	2.5	1.75	1	1.75
PO4	2.5	0.5	1.25	2	1	2	1.5	1	1.5
PO5	1	0.5	0.5	2.3	1	2.3	1	1	1
PO6	2	0.5	1	2	1	2	2	1	2

**B.Sc CBHT SEM-I,II & III CCAA Assessment Attainment**

PO's	SAN Paper I	PO Attainment	Weighted product	SAN SEM II Paper-II	PO Attainment	Weighted product	SAN SEM III Paper-III	PO Attainment	Weighted product
PO1	2.75	1	2.75	2.5	1	2.5	2	1	2
PO2	1.25	1	1.25	2.5	1	2.5	2.5	1	2.5
PO3	1.5	1	1.5	1.75	1	1.75	1.75	1	1.75
PO4	2.5	1	2.5	1.5	1	1.5	1.5	1	1.5
PO5	1	1	1	1	1	1	1	1	1
PO6	2	1	2	2	1	2	2	1	2

**B.Sc CBHT SEM-I,II & III MSA Assessment Attainment**

PO's	SAN SEM I Paper I	PO Attainment	Weighted product	SAN SEM II Paper-II	PO Attainment	Weighted product	SAN SEM III Paper-III	PO Attainment	Weighted product
PO1	2.75	1	2.75	2.5	1	2.5	2	1	2
PO2	1.25	1	1.25	2.5	1	2.5	2.5	1	2.5
PO3	1.5	1	1.5	1.75	1	1.75	1.75	1	1.75
PO4	2.5	1	2.5	1.5	1	1.5	1.5	1	1.5
PO5	1	1	1	1	1	1	1	1	1
PO6	2	1	2	2	1	2	2	1	2

**B.Sc CBHT SEM-I,II & III FA Assessment Attainment**

PO's	SAN SEM I Paper I	PO Attainment	Weighted product	SAN SEM II Paper-II	PO Attainment	Weighted product	SAN SEM III Paper-III	PO Attainment	Weighted product
PO1	2.75	1	2.75	2.5	1	2.5	2	1	2
PO2	1.25	1	1.25	2.3	1	2.3	2.5	1	2.5
PO3	1.5	1	1.5	2.5	1	2.5	1.75	1	1.75
PO4	2.5	1	2.5	2	1	2	1.5	1	1.5
PO5	1	1	1	2.3	1	2.3	1	1	1
PO6	2	1	2	2	1	2	2	1	2

**BSC CBMB SEM- I,II & III CCAA Assessment Attainment**

PO's	SAN Paper I	PO Attainment	Weighted product	SAN SEM II Paper-II	PO Attainment	Weighted product	SAN SEM III Paper-III	PO Attainment	Weighted product
PO1	2.75	1	2.75	2.5	1	2.5	2	1	2
PO2	1.25	1	1.25	2.5	1	2.5	2.5	1	2.5
PO3	1.5	1	1.5	1.75	1	1.75	1.75	1	1.75
PO4	2.5	1	2.5	1.5	1	1.5	1.5	1	1.5
PO5	1	1	1	1	1	1	1	1	1
PO6	2	1	2	2	1	2	2	1	2

**B.Sc CBMB SEM- I,II & III MSA Assessment Attainment**

PO's	SAN SEM I Paper I	PO Attainment	Weighted product	SAN SEM II Paper-II	PO Attainment	Weighted product	SAN SEM III Paper-III	PO Attainment	Weighted product
PO1	2.75	1	2.75	2.5	1	2.5	2	1	2
PO2	1.25	1	1.25	2.5	1	2.5	2.5	1	2.5
PO3	1.5	1	1.5	1.75	1	1.75	1.75	1	1.75
PO4	2.5	1	2.5	1.5	1	1.5	1.5	1	1.5
PO5	1	1	1	1	1	1	1	1	1
PO6	2	1	2	2	1	2	2	1	2

**B.Sc CBMB SEM- I,II & III FA Assessment Attainment**

PO's	SAN SEM I Paper I	PO Attainment	Weighted product	SAN SEM II Paper-II	PO Attainment	Weighted product	SAN SEM III Paper-III	PO Attainment	Weighted product
PO1	2.75	1	2.75	2.5	1	2.5	2	1	2
PO2	1.25	1	1.25	2.3	1	2.3	2.5	1	2.5
PO3	1.5	1	1.5	2.5	1	2.5	1.75	1	1.75
PO4	2.5	1	2.5	2	1	2	1.5	1	1.5
PO5	1	1	1	2.3	1	2.3	1	1	1
PO6	2	1	2	2	1	2	2	1	2

**BSC HSC SEM- I,II & III CCAA Assessment Attainment**

PO's	SAN Paper I	PO Attainment	Weighted product	SAN SEM II Paper-II	PO Attainment	Weighted product	SAN SEM III Paper-III	PO Attainment	Weighted product
PO1	2.75	1	2.75	2.5	1	2.5	2	1	2
PO2	1.25	1	1.25	2.5	1	2.5	2.5	1	2.5
PO3	1.5	1	1.5	1.75	1	1.75	1.75	1	1.75
PO4	2.5	1	2.5	1.5	1	1.5	1.5	1	1.5
PO5	1	1	1	1	1	1	1	1	1
PO6	2	1	2	2	1	2	2	1	2

**B.Sc HSC SEM- I,II & III MSA Assessment Attainment**

PO's	SAN SEM I Paper I	PO Attainment	Weighted product	SAN SEM II Paper-II	PO Attainment	Weighted product	SAN SEM III Paper-III	PO Attainment	Weighted product
PO1	2.75	1	2.75	2.5	1	2.5	2	1	2
PO2	1.25	1	1.25	2.5	1	2.5	2.5	1	2.5
PO3	1.5	1	1.5	1.75	1	1.75	1.75	1	1.75
PO4	2.5	1	2.5	1.5	1	1.5	1.5	1	1.5
PO5	1	1	1	1	1	1	1	1	1
PO6	2	1	2	2	1	2	2	1	2

**B.Sc HSC SEM- I,II & III FA Assessment Attainment**

PO's	SAN SEM I Paper I	PO Attainment	Weighted product	SAN SEM II Paper-II	PO Attainment	Weighted product	SAN SEM III Paper-III	PO Attainment	Weighted product
PO1	2.75	0.8	2.2	2.5	0.62	1.55	2	1	2
PO2	1.25	0.8	1.4	2.3	0.62	1.42	2.5	1	2.5
PO3	1.5	0.8	1.2	2.5	0.62	1.55	1.75	1	1.75
PO4	2.5	0.8	2	2	0.62	1.24	1.5	1	1.5
PO5	1	0.8	0.8	2.3	0.62	1.42	1	1	1
PO6	2	0.8	0.8	2	0.62	1.24	2	1	2

**I B.A. B. Com, B.Sc.**

**“PROSE ,POETRY AND GRAMMAR”**

**2021-2022**

**COURSE OUTCOMES: SAN 20102**

COI:Origin&development of prose literature: a deep study of ancient Indian prose literature help to understand the noble heritage of sanskrit literature

CO2: Create the interest to read & understand a lengthy paragraph in classical language.

CO3:Inculcation of Moral values through teaching of Sanskrit Poetry and Other Literature such as Subhashitas, Panchatantra Stories, etc.

CO4:To improve functional Communication skills in Sanskrit language

**Bachelor of Arts (B. A.):**

PO1: Critical Thinking: Take informed actions after identifying the assumptions that frame our thinking and actions, checking out the degree to which these assumptions are accurate and valid, and looking at our ideas and decisions (intellectual, organizational, and personal) from different perspectives

PO2: Effective Communication: Speak, read, write and listen clearly in person and through electronic media in English and in one Indian language, and make meaning of the world by connecting people, ideas, books, media and technology.

PO3: Social Interaction: Elicit views of others, mediate disagreements and help reach conclusions in group settings.

PO4: Effective Citizenship: Demonstrate empathetic social concern and equity centered national development, and the ability to act with an informed awareness of issues and participate in civic life through volunteering.

PO5: Ethics: Recognize different value systems including your own, understand the moral dimensions of your decisions, and accept responsibility for them.

PO6: Environment and Sustainability: Understand the issues of environmental contexts and sustainable development.

PO7: Self-directed and Life-long Learning: Acquire the ability to engage in independent and life-long learning in the broadest context socio-technological changes.



**SEM-I: Poetry,Prose&Grammar SAN 20102**  
**(B. A) Attainment (2021 -2022)**

**Bachelor of Arts (B. A.):**

COs/POs	P01	P02	P03	P04	P05	P06	P07
C01	3	2	2	2	3	1	2
C02	2	3	2	2	2	2	3
C03	2	2	3	3	3	1	2
C04	3	3	2	2	2	2	3
Average	2.5	2.5	2.25	2.25	2.5	1.5	2.5

Attainment Level of Sanskrit - Semester I

Cc	No. of Students attended	No. of Students Attained			CO_DA CCAA 2/1	CO_IA MSA 3/1	CO_FA 4/1
		DA	IA	FA			
THP	02	2	2	1	1	1	0.5
HEP	04	4	4	3	1	1	0.75
B. Com (.GM)	6	6	6	6	1	1	1
B. Com (E)	7	7	7	4	1	1	1
CA	8	8	8	8	1	1	1
MPC	24	24	24	23	1	1	0.95
MPCS	31	31	31	31	1	1	1
CBZ	10	10	10	10	1	1	1
C ZAQT	4	4	4	2	1	1	0.5
CBHT	7	7	7	7	1	1	1
CBMB	8	8	8	8	1	1	1
H. Sc	10	10	10	8	1	1	0.8

## SEM II: SANSKRIT

I B.A. B. Com, B.Sc.  
“PROSE, POETRY AND GRAMMAR”

2021-2022

### COURSE OUTCOMES: SAN 20202

CO1:Students acquire knowledge of Sanskrit grammar.

CO2:Drama of Bhasa, Kalidasa and general knowledge  
of some famous Sanskrit Dramas.

CO3:To Estimate the moral/ethical values in Classical Sanskrit literature

CO4:To Appreciate the uses of Sanskrit language in modern World and apply the knowledge acquired to make basic conversation and basic writing in Sanskrit

### Bachelor of Arts (B. A.):

COs/P0s	P01	P02	P03	P04	P05	P06	P07
C01	3	2	1	1	2	1	2
C02	3	3	2	1	2	1	2
C03	3	2	3	2	3	1	2
C04	2	3	2	2	2	1	3
Average	2.75	2.5	2	1.5	2.25	1	2.25

Cc	No. of Students attended	No. of Students Attained			CO_DA CCAA 2/1	CO_IA MSA 3/1	CO_FA 4/1
		DA	IA	FA			
THP	02	2	2	1	1	1	0.5
HEP	04	4	4	3	1	1	0.75
B. Com (.G)	6	6	6	6	1	1	1
B. Com (E.M)	7	7	7	4	1	1	1
CA	8	8	8	8	1	1	1
MPC	24	24	24	23	1	1	0.95
MPCS	31	31	31	31	1	1	1
CBZ	10	10	10	10	1	1	1
C ZAQT	4	4	4	2	1	1	0.5
CBHT	7	7	7	7	1	1	1
CBMB	8	8	8	8	1	1	1
H. Sc	10	10	10	8	1	1	0.8

**SEM-II: Poetry ,prose Grammar SAN 20202**  
**(B.A. /B. Com./B. Sc.)**

**Bachelor of Arts (B. A.):**

Attainment Level of Sanskrit - Semester II:

Cc	No. of Students attended	No. of Students Attained			CO_DA CCAA 2/1	CO_IA MSA 3/1	CO_FA 4/1
		DA	IA	FA			
THP	02	2	2	2	1	1	1
HEP	04	4	4	3	1	1	0.75
B. Com (.G	6	6	6	6	1	1	1
B. Com (E.)	7	7	7	3	1	1	0.42
CA	8	8	8	8	1	1	1
MPC	22	22	22	22	1	1	1
MPCS	30	30	30	30	1	1	1
CBZ	10	10	10	10	1	1	1
C ZAQT	4	4	4	4	1	1	1
CBHT	7	7	7	7	1	1	1
CBMB	8	8	8	8	1	1	1
H. Sc	8	8	8	5	1	1	0.62

**SEM III: SANSKRIT**

**I I B.A. B. Com, B.Sc.**

**“DRMAUPAISHAD ,ALAMKARA ,HISTORY OF LITERATURE”**

**2021-2022**

**COURSE OUTCOMES: SAN 20302**

CO1:Students gain knowledge of some special part of Sanskrit grammar displays.

CO2:Drama of Bhasa, Kalidasa and general knowledge of some famous Sanskrit Dramas.

CO3:Learners obtain knowledge of aesthetics and their parts such as Chhanda, Rasa, Alankar etc.

CO4:The Indian aspects of environmental ideas are introduced to the students with particular reference Kautiliya arthashastra & Vedic texts

COs/POs	P01	P02	P03	P04	P05	P06	P07
C01	3	2	1	1	2	1	2
C02	3	3	2	1	2	1	2
C03	3	2	2	1	3	1	3
C04	3	2	2	3	3	3	3
Average	3	2.25	1.75	1.5	2.5	1.5	2.5

### SEM III: SANSKRIT

I I B.A. B. Com, B.Sc.

“DRMA ,UPAISHAD ,ALAMKARA ,HISTORY OF LITERATURE”

2021-2022

#### COURSE OUTCOMES: SAN 20302

#### Bachelor of Arts (B. A.):

Attainment Level of Sanskrit- Semester III:

Cc	No. of Students attended	No. of Students Attained			CO_DA CCAA 2/1	CO_IA MSA 3/1	CO_FA 4/1
		DA	IA	FA			
THP	1	1	1	0	1	1	0
HEP	04	4	4	3	1	1	0.75
B. Com (.GM)	6	6	6	6	1	1	1
B. Com (E)	7	7	7	6	1	1	0.85
CA	7	7	7	7	1	1	1
MPC	22	22	22	21	1	1	0.95
MPCS	30	30	30	30	1	1	1
CBZ	10	10	10	10	1	1	1
C ZAQT	4	4	4	4	1	1	1
CBHT	7	7	7	7	1	1	1
CBMB	8	8	8	8	1	1	1
H. Sc	6	6	6	6	1	1	1

**B.A SEM- I,II & III CCAA Assessment Attainment**

PO's	SAN Paper I	PO Attainment	Weighted product	SAN SEM II Paper-II	PO Attainment	Weighted product	SAN SEM III Paper-III	PO Attainment	Weighted product
PO1	2.5	1	2.5	2.75	1	2.75	3	1	3
PO2	2.5	1	2.5	2.5	1	2.5	2.25	1	2.25
PO3	2.25	1	2.25	2	1	2	1.75	1	1.75
PO4	2.25	1	2.25	1.5	1	1.5	1.5	1	1.5
PO5	2.5	1	2.5	2.25	1	2.25	2.5	1	2.5
PO6	1.5	1	1.5	1	1	1	1.5	1	1.5
PO7	2.5	1	2.5	2.25	1	2.25	2.5	1	2.5

**B.A SEM- I,II & III MSA Assessment Attainment**

PO's	SAN SEM I Paper I	PO Attainment	Weighted product	SAN SEM II Paper-II	PO Attainment	Weighted product	SAN SEM III Paper-III	PO Attainment	Weighted product
PO1	2.5	1	2.5	2.75	1	2.75	3	1	3
PO2	2.5	1	2.5	2.5	1	2.5	2.25	1	2.25
PO3	2.25	1	2.25	2	1	2	1.75	1	1.75
PO4	2.25	1	2.25	1.5	1	1.5	1.5	1	1.5
PO5	2.5	1	2.5	2.25	1	2.25	2.5	1	2.5
PO6	1.5	1	1.5	1	1	1	1.5	1	1.5
Po7	2.5	1	2.5	2.25	1	2.25	2.5		2.5

**B.A SEM- I,II & III FA Assessment Attainment**

PO's	SAN SEM I Paper I	PO Attainment	Weighted product	SAN SEM II Paper-II	PO Attainment	Weighted product	SAN SEM III Paper-III	PO Attainment	Weighted product
PO1	2.5	0.75	2.5	2.75	0.75	2.5	3	0.75	2.5
PO2	2.5	0.75	2.5	2.5	0.75	2.5	2.25	0.75	2.5
PO3	2.25	0.75	2.25	2	0.75	2.25	1.75	0.75	2.25
PO4	2.25	0.75	2.25	1.5	0.75	2.25	1.5	0.75	2.25
PO5	2.5	0.75	2.5	2.25	0.75	2.5	2.5	0.75	2.5
PO6	1.5	0.75	1.5	1	0.75	1.5	1.5	0.75	1.5
P07	2.5	0.75	2.5	2.25	0.75	2.5	2.5	0.75	2.5

**B.A T.H.P SEM- I,II & III CCAA Assessment Attainment**

PO's	SAN Paper I	PO Attainment	Weighted product	SAN SEM II Paper-II	PO Attainment	Weighted product	SAN SEM III Paper-III	PO Attainment	Weighted product
PO1	2.5	1	2.5	2.75	1	2.75	3	1	3
PO2	2.5	1	2.5	2.5	1	2.5	2.25	1	2.25
PO3	2.25	1	2.25	2	1	2	1.75	1	1.75
PO4	2.25	1	2.25	1.5	1	1.5	1.5	1	1.5
PO5	2.5	1	2.5	2.25	1	2.25	2.5	1	2.5
PO6	1.5	1	1.5	1	1	1	1.5	1	1.5
PO7	2.5	1	2.5	2.25	1	2.25	2.5	1	2.5

**B.A T.H.P SEM- I,II & III MSA Assessment Attainment**

PO's	SAN SEM I Paper I	PO Attainment	Weighted product	SAN SEM II Paper-II	PO Attainment	Weighted product	SAN SEM III Paper-III	PO Attainment	Weighted product
PO1	2.5	1	2.5	2.75	1	2.75	3	1	3
PO2	2.5	1	2.5	2.5	1	2.5	2.25	1	2.25
PO3	2.25	1	2.25	2	1	2	1.75	1	1.75
PO4	2.25	1	2.25	1.5	1	1.5	1.5	1	1.5
PO5	2.5	1	2.5	2.25	1	2.25	2.5	1	2.5
PO6	1.5	1	1.5	1	1	1	1.5	1	1.5
Po7	2.5	1	2.5	2.25	1	2.25	2.5	1	2.5

**B.A T.H.P SEM- I,II & III FA Assessment Attainment**

PO's	SAN SEM I Paper I	PO Attainment	Weighted product	SAN SEM II Paper-II	PO Attainment	Weighted product	SAN SEM III Paper-III	PO Attainment	Weighted product
PO1	2.5	0.5	1.25	2.5	1	2.5	3	0	0
PO2	2.5	0.5	1.25	2.5	1	2.5	2.25	0	0
PO3	2.25	0.5	1.12	2.25	1	2.25	1.75	0	0
PO4	2.25	0.5	1.12	2.25	1	2.25	1.5	0	0
PO5	2.5	0.5	1.25	2.5	1	2.5	2.5	0	0
PO6	1.5	0.5	0.75	1.5	1	1.5	1.5	0	0
P07	2.5	0.5	1.25	2.5	1	2.5	2.5	0	0

**SEM-I: Poetry,Prose&Grammar SAN 20102**  
**(B. COM) Attainment (2021 -2022)**

**Bachelor of Arts (B. com.):**

**COURSE OUTCOMES: SAN 20102**

CO1:Origin&development of prose literature: a deep study of ancient Indian prose literature help to understand the noble heritage of sanskrit literature

CO2: Create the interest to read & understand a lengthy paragraph in classical language.

CO3:Inculcation of Moral values through teaching of Sanskrit Poetry and Other Literature such as Subhashitas, Panchatantra Stories, etc.

CO4:To improve functional Communication skills in Sanskrit language

**Bachelor of Commerce (B. Com: General, Vocational):**

PO1: To provide conceptual knowledge and application skills in the domain of commerce studies  
PO2: To sharpen students' analytical and decision-making skills

PO3: To provide a good foundation to students who plan to pursue professional courses like CA,ICWA, ICFA and MBA

PO4: To develop entrepreneurship and managerial skills in students so as to enable them to establish and manage their business establishments effectively.

PO5: To facilitate students with skills and abilities to become competent and competitive to be assured of good career and job placements.

CO/PO	PO1	PO2	PO3	PO4	PO5
CO1	3	2	2	1	2
CO2	3	4	3	2	3
CO3	2	2	1	1	2
CO4	4	4	3	3	4
	2.5	2.5	2.25	1.75	2.5

Cc	No. of Students attended	No. of Students Attained			CO_DA CCAA 2/1	CO_IA MSA 3/1	CO_FA 4/1
		DA	IA	FA			
THP	02	2	2	1	1	1	0.5
HEP	04	4	4	3	1	1	0.75
B. Com (.G)	6	6	6	6	1	1	1
B. Com (E.M)	7	7	7	4	1	1	1
CA	8	8	8	8	1	1	1
MPC	24	24	24	23	1	1	0.95
MPCS	31	31	31	31	1	1	1
CBZ	10	10	10	10	1	1	1
C ZAQT	4	4	4	2	1	1	0.5
CBHT	7	7	7	7	1	1	1
CBMB	8	8	8	8	1	1	1
H. Sc	10	10	10	8	1	1	0.8

## SEM II: SANSKRIT

### I B.A. B. Com, B.Sc. “PROSE ,POETRY AND GRAMMAR”

2021-2022

#### **COURSE OUTCOMES: SAN 20202**

CO1:Students acquire knowledge of Sanskrit grammar.

CO2:Drama of Bhasa, Kalidasa and general knowledge of some famous Sanskrit Dramas.

CO3:To Estimate the moral/ethical values in Classical Sanskrit literature

CO4:To Appreciate the uses of Sanskrit language in modern World and apply the knowledge acquired to make basic conversation and basic writing in Sanskrit

#### **Bachelor of Arts (B. com.):**

CO/PO	PO1	PO2	PO3	PO4	PO5
CO1	3	2	1	1	2
CO2	2	3	1	1	2
CO3	2	4	1	1	3
CO4	3	5	1	3	4
	2.5	3.5	1	1.5	2.75



Cc	No. of Students attended	No. of Students Attained			CO_DA CCAA 2/1	CO_IA MSA 3/1	CO_FA 4/1
		DA	IA	FA			
THP	02	2	2	2	1	1	1
HEP	04	4	4	3	1	1	0.75
B. Com (.G	6	6	6	6	1	1	1
B. Com (E.)	7	7	7	3	1	1	0.42
CA	8	8	8	8	1	1	1
MPC	22	22	22	22	1	1	1
MPCS	30	30	30	30	1	1	1
CBZ	10	10	10	10	1	1	1
C ZAQT	4	4	4	4	1	1	1
CBHT	7	7	7	7	1	1	1
CBMB	8	8	8	8	1	1	1
H. Sc	8	8	8	5	1	1	0.62

### SEM III: SANSKRIT

I I B.A. B. Com, B.Sc.

“DRMAUPAISHAD ,ALAMKARA ,HISTORY OF LITERATURE”

2021-2022

#### COURSE OUTCOMES: SAN 20302

CO1:Students gain knowledge of some special part of Sanskrit grammar displays.

CO2:Drama of Bhasa, Kalidasa and general knowledge of some famous Sanskrit Dramas.

CO3:Learners obtain knowledge of aesthetics and their parts such as Chhanda, Rasa, Alankar etc.

CO4:The Indian aspects of environmental ideas are introduced to the students with particular reference Kautiliya arthashastra & Vedic texts.

[Bachelor of Arts \(B. com.\):](#)

CO/PO	PO1	PO2	PO3	PO4	PO5
CO1	5	3	2	1	3
CO2	4	4	2	2	3
CO3	4	5	1	3	4
CO4	3	4	3	5	4
	4	4	2	2.5	3.5

Cc	No. of Students attended	No. of Students Attained			CO_I	CO_	CO_FA
		DA	IA	FA	CCA/2/1	MSA/3/1	4/1
THP	1	1	1	0	1	1	0
HEP	04	4	4	3	1	1	0.75
B. Com (.G)	6	6	6	6	1	1	1
B. Com (E.M)	7	7	7	6	1	1	0.85
CA	7	7	7	7	1	1	1
MPC	22	22	22	21	1	1	0.95
MPCS	30	30	30	30	1	1	1
CBZ	10	10	10	10	1	1	1
C ZAQT	4	4	4	4	1	1	1
CBHT	7	7	7	7	1	1	1
CBMB	8	8	8	8	1	1	1
H. Sc	6	6	6	6	1	1	1

### B.COM (G)SEM- I,II & III CCAA Assessment Attainment

PO's	SAN Paper I	PO Attainment	Weighted product	SAN SEM II Paper-II	PO Attainment	Weighted product	SAN SEM III Paper-III	PO Attainment	Weighted product
PO1	2.5	1	2.5	2.5	1	2.5	4	1	4
PO2	2.5	1	2.5	3.5	1	3.5	4	1	4
PO3	2.25	1	2.25	1	1	1	2	1	2
PO4	1.75	1	1.75	1.5	1	1.5	2.5	1	2.5
PO5	2.5	1	2.5	2.75	1	2.75	3.5	1	3.5

### B.COM (G) SEM-I,II & III MSA Assessment Attainment

PO's	SAN SEM I Paper I	PO Attainment	Weighted product	SAN SEM II Paper-II	PO Attainment	Weighted product	SAN SEM III Paper-III	PO Attainment	Weighted product
PO1	2.5	1	2.5	2.5	1	2.5	4	1	4
PO2	2.5	1	2.5	3.5	1	3.5	4	1	4
PO3	2.25	1	2.25	1	1	1	2	1	2
PO4	1.75	1	1.75	1.5	1	1.5	2.5	1	2.5
PO5	2.5	1	2.5	2.75	1	2.75	3.5	1	3.5

**B.COM( G)SEM- I,II & III FA Assessment Attainment**

PO's	SAN SEM I Paper I	PO Attainment	Weighted product	SAN SEM II Paper-II	PO Attainment	Weighted product	SAN SEM III Paper-III	PO Attainment	Weighted product
PO1	2.5	1	2.5	2.5	1	2.5	4	1	4
PO2	2.5	1	2.5	3.5	1	3.5	4	1	4
PO3	2.25	1	2.25	1	1	1	2	1	2
PO4	1.75	1	1.75	1.5	1	1.5	2.5	1	2.5
PO5	2.5	1	2.5	2.75	1	2.75	3.5	1	3.5

**B.COM (E.M) SEM- I,II & III CCAA Assessment Attainment**

PO's	SAN Paper I	PO Attainment	Weighted product	SAN SEM II Paper-II	PO Attainment	Weighted product	SAN SEM III Paper-III	PO Attainment	Weighted product
PO1	2.5	1	2.5	2.5	1	2.5	4	1	4
PO2	2.5	1	2.5	3.5	1	3.5	4	1	4
PO3	2.25	1	2.25	1	1	1	2	1	2
PO4	1.75	1	1.75	1.5	1	1.5	2.5	1	2.5
PO5	2.5	1	2.5	2.75	1	2.75	3.5	1	3.5

**B.COM (E.M) SEM- I,II & III MSA Assessment Attainment**

PO's	SAN SEM I Paper I	PO Attainment	Weighted product	SAN SEM II Paper-II	PO Attainment	Weighted product	SAN SEM III Paper-III	PO Attainment	Weighted product
PO1	2.5	1	2.5	2.5	1	2.5	4	1	4
PO2	2.5	1	2.5	3.5	1	3.5	4	1	4
PO3	2.25	1	2.25	1	1	1	2	1	2
PO4	1.75	1	1.75	1.5	1	1.5	2.5	1	2.5
PO5	2.5	1	2.5	2.75	1	2.75	3.5	1	3.5

**B.COM(E.M) SEM- I,II & III FA Assessment Attainment**

PO's	SAN SEM I Paper I	PO Attainment	Weighted product	SAN SEM II Paper-II	PO Attainment	Weighted product	SAN SEM III Paper-III	PO Attainment	Weighted product
PO1	2.5	1	2.5	2.5	0.42	1.05	4	0.85	3.4
PO2	2.5	1	2.5	3.5	0.42	1.47	4	0.85	3.4
PO3	2.25	1	2.25	1	0.42	0.42	2	0.85	1.7
PO4	1.75	1	1.75	1.5	0.42	0.63	2.5	0.85	2.12
PO5	2.5	1	2.5	2.75	0.42	1.15	3.5	0.85	2.97

**B.A C.A SEM- I,II & III CCAA Assessment Attainment**

PO's	SAN Paper I	PO Attainment	Weighted product	SAN SEM II Paper-II	PO Attainment	Weighted product	SAN SEM III Paper-III	PO Attainment	Weighted product
PO1	2.5	1	2.5	2.5	1	2.5	4	1	4
PO2	2.5	1	2.5	3.5	1	3.5	4	1	4
PO3	2.25	1	2.25	1	1	1	2	1	2
PO4	1.75	1	1.75	1.5	1	1.5	2.5	1	2.5
PO5	2.5	1	2.5	2.75	1	2.75	3.5	1	3.5

**B.A C.A SEM- I,II & III MSA Assessment Attainment**

PO's	SAN SEM I Paper I	PO Attainment	Weighted product	SAN SEM II Paper-II	PO Attainment	Weighted product	SAN SEM III Paper-III	PO Attainment	Weighted product
PO1	2.5	1	2.5	2.5	1	2.5	4	1	4
PO2	2.5	1	2.5	3.5	1	3.5	4	1	4
PO3	2.25	1	2.25	1	1	1	2	1	2
PO4	1.75	1	1.75	1.5	1	1.5	2.5	1	2.5
PO5	2.5	1	2.5	2.75	1	2.75	3.5	1	3.5

**B.A C.A SEM- I,II & III FA Assessment Attainment**

PO's	SAN SEM I Paper I	PO Attainment	Weighted product	SAN SEM II Paper-II	PO Attainment	Weighted product	SAN SEM III Paper-III	PO Attainment	Weighted product
PO1	2.5	1	2.5	2.5	1	1.05	4	1	3.4
PO2	2.5	1	2.5	3.5	1	1.47	4	1	3.4
PO3	2.25	1	2.25	1	1	0.42	2	1	1.7
PO4	1.75	1	1.75	1.5	1	0.63	2.5	1	2.12
PO5	2.5	1	2.5	2.75	1	1.15	3.5	1	2.97

**A.S.D. GOVT. DEGREE COLLEGE FOR WOMEN (A), KAKINADA**

**DEPARTMENT OF CHEMISTRY**

**2023-24 outgoing batch CO PO ATTAINMENT FOR ALL SEMESTERS (CZAq)**

**CO-PO MAPPING**

**1: Slight [Low]; 2: Moderate [Medium]; 3: Substantial [High], 0: (No Correlation)**

**I B.Sc Paper-I (Semeter I) : Inorganic & Physical Chemistry**

	<b>PO 1</b>	<b>PO 2</b>	<b>PO 3</b>	<b>PO 4</b>	<b>PO 5</b>	<b>PO 6</b>
<b>CO 1</b>	2	3	2	2	2	3
<b>CO 2</b>	3	2	3	0	3	2
<b>CO 3</b>	0	2	3	0	3	3
<b>AVG</b>	1.66	2.33	2.66	0.66	2.66	2.66

**I B.Sc Paper-II (Semeter II) : Organic & General Chemistry**

	<b>PO 1</b>	<b>PO 2</b>	<b>PO 3</b>	<b>PO 4</b>	<b>PO 5</b>	<b>PO 6</b>
<b>CO 1</b>	2	3	3	2	3	3
<b>CO 2</b>	2	2	0	2	3	0
<b>CO 3</b>	3	2	3	2	3	3
<b>CO 4</b>	2	3	2	1	2	1
<b>AVG</b>	2.25	2.5	2	1.75	2.7	1.75

**II B.Sc Paper-III (Semeter-III) Organic Chemistry & Spectroscopy**

	<b>PO 1</b>	<b>PO 2</b>	<b>PO 3</b>	<b>PO 4</b>	<b>PO 5</b>	<b>PO 6</b>
<b>CO 1</b>	3	3	3	2	3	3
<b>CO 2</b>	3	3	3	3	3	3
<b>CO 3</b>	3	2	3	2	3	3
<b>CO 4</b>	3	3	3	3	3	3
<b>AVG</b>	3	2.75	3	2.5	3	3

**II B.Sc Paper-IV( Semeter-IV) Inorganic,Organic & Physical Chemistry**

	<b>PO 1</b>	<b>PO 2</b>	<b>PO 3</b>	<b>PO 4</b>	<b>PO 5</b>	<b>PO 6</b>
<b>CO 1</b>	2	2	2	3	3	3
<b>CO 2</b>	3	2	3	3	3	2
<b>CO 3</b>	2	2	3	3	3	3
<b>CO 4</b>	3	3	3	0	3	0
<b>AVG</b>	2.5	2.5	2.75	2.25	3	2

**II B.Sc Paper-V (Semeter-IV) Inorganic & Physical Chemistry**

	<b>PO 1</b>	<b>PO 2</b>	<b>PO 3</b>	<b>PO 4</b>	<b>PO 5</b>	<b>PO 6</b>
<b>CO 1</b>	2	2	1	3	2	2
<b>CO 2</b>	3	3	2	3	2	2
<b>CO 3</b>	2	1	1	3	2	2
<b>CO 4</b>	2	2	1	3	2	1
<b>AVG</b>	2.25	2.25	1.25	3	2	1.75

### III B.Sc Paper-6D ( Semester –V) Environmental chemistry

	PO1	PO2	PO3	PO4	PO5	PO6
CO1	2	4	4	-	2	2
CO2	1	3	4	-	1	2
CO3	2	3	4	-	2	2
CO4	1	3	3	1	3	1
<b>Avg</b>	<b>1.5</b>	<b>3.25</b>	<b>3.75</b>	<b>0.25</b>	<b>2</b>	<b>1.75</b>

### III B.Sc Paper 7D ( Semester-V) Green chemistry and Nanotechnology

	PO1	PO2	PO3	PO4	PO5	PO6
CO1	3	3	4	2	1	2
CO2	1	2	3	1	1	2
CO3	3	3	3	1	1	1
CO4	3	3	3	2	3	3
<b>Avg</b>	<b>2.5</b>	<b>2.75</b>	<b>3.25</b>	<b>1.5</b>	<b>1.5</b>	<b>2</b>

### Calculating attainment at each level of course CZAq

Courses	No of students attended	No of students attained			CO_CCAA	CO_MSA	CO_FA
		CCAA( $\geq 7$ )	MSA( $\geq 8$ )	FA( $\geq 26$ )			
	(1)	(2)	(3)	(4)	(2)/(1)	(3)/(1)	(4)/(1)
Inorganic & Physical Chemistry-1	27	27	27	23	1	1	0.852
Organic & General Chemistry-II	26	26	23	23	1	0.885	0.885
Organic Chemistry & Spectroscopy-III	26	26	23	15	1	0.885	0.577
Inorganic, Organic & Physical Chemistry-IV	25	25	22	25	1	0.88	1
Inorganic & Physical Chemistry-V	25	25	25	23	1	1	0.92
Environmental chemistry-6D	25	25	22	24	1	0.88	0.96
Green chemistry and Nanotechnology-7D	25	25	22	23	1	0.88	0.92

### I B.Sc CZAq Paper- I &II CCAA Assessment Attainment

PO's	Chem Paper I	PO Attainment	Weighed product	Chem Paper-II	PO Attainment	Weighed product
PO1	1.66	1	1.66	2.25	1	2.25
PO2	2.33	1	2.33	2.5	1	2.5
PO3	2.66	1	2.66	2	1	2
PO4	0.66	1	0.66	1.75	1	1.75
PO5	2.66	1	2.66	2.7	1	2.7
PO6	2.66	1	2.66	1.75	1	1.75

### I B.Sc CZAq Paper- I &II MSA( IA) Attainment

PO's	Chem Paper I	PO Attainment	Weighed product	Chem Paper-II	PO Attainment	Weighed product
PO1	1.66	1	1.66	2.25	0.885	1.991
PO2	2.33	1	2.33	2.5	0.885	2.213
PO3	2.66	1	2.66	2	0.885	1.77
PO4	0.66	1	0.66	1.75	0.885	1.549
PO5	2.66	1	2.66	2.7	0.885	2.39
PO6	2.66	1	2.66	1.75	0.885	1.549

### I B.Sc CZAq Paper- I &II FA Attainment

PO's	Chem Paper I	PO Attainment	Weighed product	Chem Paper-II	PO Attainment	Weighed product
PO1	1.66	0.852	1.414	2.25	0.885	1.991
PO2	2.33	0.852	1.985	2.5	0.885	2.213
PO3	2.66	0.852	2.266	2	0.885	1.77
PO4	0.66	0.852	0.562	1.75	0.885	1.549
PO5	2.66	0.852	2.266	2.7	0.885	2.39
PO6	2.66	0.852	2.266	1.75	0.885	1.549

### II B.Sc CZAq Paper- III, IV &V CCAA Assessment Attainment

PO's	Chem Paper III	PO Attainment	Weighed product	Chem Paper-IV	PO Attainment	Weighed product	Chem Paper-V	PO Attainment	Weighed product
PO1	3	1	3	2.5	1	2.5	2.25	1	2.25
PO2	2.75	1	2.75	2.5	1	2.5	2.25	1	2.25
PO3	3	1	3	2.75	1	2.75	1.25	1	1.25
PO4	2.5	1	2.5	2.25	1	2.25	3	1	3
PO5	3	1	3	3	1	3	2	1	2
PO6	3	1	3	2	1	2	1.75	1	1.75



### II B.Sc CZAq Paper- III, IV &V MSA( IA) Attainment

PO's	Chem Paper III	PO Attainment	Weighed product	Chem Paper-IV	PO Attainment	Weighed product	Chem Paper-V	PO Attainment	Weighed product
PO1	3	0.885	2.655	2.5	0.88	2.2	2.25	1	2.25
PO2	2.75	0.885	2.434	2.5	0.88	2.2	2.25	1	2.25
PO3	3	0.885	2.655	2.75	0.88	2.42	1.25	1	1.25
PO4	2.5	0.885	2.213	2.25	0.88	1.98	3	1	3
PO5	3	0.885	2.655	3	0.88	2.64	2	1	2
PO6	3	0.885	2.655	2	0.88	1.76	1.75	1	1.75

### II B.Sc CZAq Paper- III, IV &V FA Attainment

PO's	Chem Paper III	PO Attainment	Weighed product	Chem Paper-IV	PO Attainment	Weighed product	Chem Paper-V	PO Attainment	Weighed product
PO1	3	0.577	1.731	2.5	1	2.5	2.25	0.92	2.07
PO2	2.75	0.577	1.587	2.5	1	2.5	2.25	0.92	2.07
PO3	3	0.577	1.731	2.75	1	2.75	1.25	0.92	1.15
PO4	2.5	0.577	1.443	2.25	1	2.25	3	0.92	2.76
PO5	3	0.577	1.731	3	1	3	2	0.92	1.84
PO6	3	0.577	1.731	2	1	2	1.75	0.92	1.61

### III B.Sc CZAq Paper-6D &7D ( SEM-V ) CCAA Assessment Attainment

PO's	Chem 6D	PO Attainment	Weighed product	Chem 7D	PO Attainment	Weighed product
PO1	1.5	1	1.5	2.5	1	2.5
PO2	3.25	1	3.25	2.75	1	2.75
PO3	3.75	1	3.75	3.25	1	3.25
PO4	0.25	1	0.25	1.5	1	1.5
PO5	2	1	2	1.5	1	1.5
PO6	1.75	1	1.75	2	1	2

**III B.Sc CZAq Paper-6D &7D (SEM-V ) MSA( IA) Assessment Attainment**

<b>PO's</b>	<b>Chem 6D</b>	<b>PO Attainment</b>	<b>Weighed product</b>	<b>Chem 7D</b>	<b>PO Attainment</b>	<b>Weighed product</b>
<b>PO1</b>	1.5	<b>0.88</b>	<b>1.32</b>	2.5	<b>0.88</b>	<b>2.2</b>
<b>PO2</b>	3.25	<b>0.88</b>	<b>2.86</b>	2.75	<b>0.88</b>	<b>2.42</b>
<b>PO3</b>	3.75	<b>0.88</b>	<b>3.3</b>	3.25	<b>0.88</b>	<b>2.86</b>
<b>PO4</b>	0.25	<b>0.88</b>	<b>0.22</b>	1.5	<b>0.88</b>	<b>1.32</b>
<b>PO5</b>	2	<b>0.88</b>	<b>1.76</b>	1.5	<b>0.88</b>	<b>1.32</b>
<b>PO6</b>	1.75	<b>0.88</b>	<b>1.54</b>	2	<b>0.88</b>	<b>1.76</b>

**III B.Sc CZAq Paper-6D &7D (SEM-V) FA Assessment Attainment**

<b>PO's</b>	<b>Chem 6D</b>	<b>PO Attainment</b>	<b>Weighed product</b>	<b>Chem 7D</b>	<b>PO Attainment</b>	<b>Weighed product</b>
<b>PO1</b>	1.5	<b>0.96</b>	1.44	2.5	0.92	2.3
<b>PO2</b>	3.25	<b>0.96</b>	3.12	2.75	0.92	2.53
<b>PO3</b>	3.75	<b>0.96</b>	3.6	3.25	0.92	2.99
<b>PO4</b>	0.25	<b>0.96</b>	0.24	1.5	0.92	1.38
<b>PO5</b>	2	<b>0.96</b>	1.92	1.5	0.92	1.38
<b>PO6</b>	1.75	<b>0.96</b>	1.68	2	0.92	1.84

**A.S.D. GOVT. DEGREE COLLEGE FOR WOMEN (A), KAKINADA**  
**DEPARTMENT OF ZOOLOGY**  
 2023-2024 outgoing batch CO PO ATTAINMENT FOR ALL SEMESTERS  
 (CBZ & CZAqT)

CO-PO Mapping:

The COs are mapped to POs based on the relevance on a scale of 0-3

(1: Slight [Low]; 2: Moderate [Medium]; 3: Substantial [High], '-'/0: No Correlation)

I B.Sc Paper-I (Semester I): Animal Diversity – Biology of Non-Chordates

	PO1	PO2	PO3	PO4	PO5	PO6
CO1	2	2	1	1	3	2
CO2	1	3	1	2	3	1
CO3	1	2	1	1	3	3
CO4	2	3	2	2	3	2
CO5	2	1	2	1	3	1
Average	1.6	2.2	1.4	1.4	3	1.8

I B.Sc Paper-II (Semester II) : Animal Diversity – Biology of Chordates

	PO1	PO2	PO3	PO4	PO5	PO6
CO1	2	1	1	3	3	1
CO2	2	1	2	3	3	1
CO3	3	1	3	3	3	1
CO4	2	1	1	2	3	1
CO5	2	1	1	2	3	1
Average	2.1	1.0	1.6	2.6	3	1

II B.Sc Paper-III(Semester III): Cell Biology, Genetics, Molecular Biology & Evolution

	PO1	PO2	PO3	PO4	PO5	PO6
CO1	3	1	2	3	3	1
CO2	2	0	0	2	3	1
CO3	3	2	1	3	3	1
CO4	3	3	1	3	3	1
CO5	2	0	0	3	3	1
CO6	3	2	2	3	3	1
Average	2.66	1.33	1.0	2.83	3	1

II B.Sc Paper-IV(Semester IV): Animal Physiology, Cellular Metabolism and Embryology

	PO1	PO2	PO3	PO4	PO5	PO6
CO1	2	2	1	1	2	1
CO2	1	3	1	2	1	1
CO3	1	2	1	1	3	1
CO4	2	3	2	2	2	1
CO5	2	1	2	1	1	1
Average	1.6	2.2	1.4	1.4	1.8	1

II B.Sc Paper- V (Semester IV): Immunology and Animal Biotechnology

	PO1	PO2	PO3	PO4	PO5	PO6
CO1	2	1	0	1	3	0
CO2	2	1	1	1	3	1
CO3	1	1	1	2	3	1
CO4	1	1	1	1	3	2
CO5	1	0	0	1	3	0
CO6	1	0	0	1	3	1
CO7	1	1	1	2	3	1
CO8	1	1	1	1	3	0
CO9	1	0	1	1	3	1
CO10	2	2	1	2	3	2
CO11	2	2	0	1	3	0
CO12	1	1	2	1	3	0
CO13	1	0	0	1	3	1
Average	1.30	0.84	0.69	1.23	3	0.77

III B.Sc Paper 6A (Semester V): Sustainable Aquaculture Management

	PO1	PO2	PO3	PO4	PO5	PO6
CO1	3	3	3	3	3	3
CO2	3	3	3	3	3	3
CO3	3	3	3	3	3	3
CO4	3	3	3	3	3	3
CO5	3	3	3	3	3	3
Average	3	3	3	3	3	3

III B.Sc Paper- 7A (Semester V): Post-Harvest Technology of Fish and Fisheries

	PO1	PO2	PO3	PO4	PO5	PO6
CO1	2	3	3	3	3	3
CO2	3	3	3	3	3	3
CO3	2	2	3	3	3	3
CO4	3	3	3	3	3	3
CO5	3	3	3	3	3	3
Average	2.6	2.8	3	3	3	3

Courses	No of students attended	No of students attained			CO_CCAA	CO_MSA	CO_FA
		CCAA ( $\geq 7$ )	MSA( $\geq 8$ )	FA( $\geq 26$ )			
	(1)	(2)	(3)	(4)	(2)/(1)	(3)/(1)	(4)/(1)
Animal Diversity – Biology of Non-Chordates	54	54	50	46	1	0.93	0.85
Animal Diversity – Biology of Chordates	51	51	28	50	1	0.549	0.980
Cell Biology, Genetics, Molecular Biology & Evolution	47	46	13	44	0.978	0.276	0.936
Animal Physiology, Cellular Metabolism and Embryology	45	45	29	44	1	0.644	0.977
Immunology and Animal Biotechnology	45	45	37	43	1	0.822	0.955
Sustainable Aquaculture Management	44	44	41	43	1	0.931	0.977
Post-Harvest Technology of Fish and Fisheries	44	44	41	44	1	0.931	1

#### I B.Sc CBZ(E) Paper- I &II CCAA Assessment Attainment

PO's	Zoo Paper I	PO Attainment	Weighed product	Zoo Paper-II	PO Attainment	Weighed product
PO1	1.6	1	1.6	2.1	1	2.1
PO2	2.2	1	2.2	1.0	1	1.0
PO3	1.4	1	1.4	1.6	1	1.6
PO4	1.4	1	1.4	2.6	1	2.6
PO5	3	1	3	3	1	3
PO6	1.8	1	1.8	1	1	1

#### I B.Sc CBZ(E) Paper- I &II MSA( IA) Attainment

PO's	Zoo Paper I	PO Attainment	Weighed product	Zoo Paper-II	PO Attainment	Weighed product
PO1	1.6	0.93	1.488	2.1	0.549	1.1529
PO2	2.2	0.93	2.046	1.0	0.549	0.549
PO3	1.4	0.93	1.302	1.6	0.549	0.8784
PO4	1.4	0.93	1.302	2.6	0.549	1.4274
PO5	3	0.93	2.79	3	0.549	1.9764
PO6	1.8	0.93	1.674	1	0.549	0.549

#### I B.Sc CBZ(T) Paper- I &II FA Attainment

PO's	Zoo Paper I	PO Attainment	Weighed product	Zoo Paper-II	PO Attainment	Weighed product
PO1	1.6	0.85	1.36	2.1	0.980	2.058
PO2	2.2	0.85	1.87	1.0	0.980	0.980
PO3	1.4	0.85	1.19	1.6	0.980	1.568
PO4	1.4	0.85	1.19	2.6	0.980	2.548
PO5	3	0.85	2.55	3	0.980	2.94
PO6	1.8	0.85	1.53	1	0.980	0.980

#### II B.Sc CBZ(E) Paper- III, IV &V CCAA Assessment Attainment

PO's	Zoo Paper III	PO Attainment	Weighed product	Zoo Paper-IV	PO Attainment	Weighed product	Zoo Paper-V	PO Attainment	Weighed product
PO1	2.66	0.978	2.601	1.6	1	1.6	1.30	1	1.30
PO2	1.33	0.978	1.300	2.2	1	2.2	0.84	1	0.84
PO3	1.0	0.978	0.978	1.4	1	1.4	0.69	1	0.69
PO4	2.83	0.978	2.767	1.4	1	1.4	1.23	1	1.23
PO5	3	0.978	2.934	1.8	1	1.8	3	1	3
PO6	1	0.978	0.978	1	1	1	0.77	1	0.77

#### II B.Sc CBZ(T) Paper- III, IV &V MSA( IA) Attainment

PO's	Zoo Paper III	PO Attainment	Weighed product	Zoo Paper-IV	PO Attainment	Weighed product	Zoo Paper-V	PO Attainment	Weighed product
PO1	2.66	0.276	0.734	1.6	0.644	1.030	1.30	0.822	1.069
PO2	1.33	0.276	0.367	2.2	0.644	1.416	0.84	0.822	0.690
PO3	1.0	0.276	0.276	1.4	0.644	0.901	0.69	0.822	0.567
PO4	2.83	0.276	0.781	1.4	0.644	0.901	1.23	0.822	1.011
PO5	3	0.276	0.828	1.8	0.644	1.592	3	0.822	2.466
PO6	1	0.276	0.276	1	0.644	0.644	0.77	0.822	0.632

#### II B.Sc CBZ(T) Paper- III, IV &V FA Attainment

PO's	Zoo Paper III	PO Attainment	Weighed product	Zoo Paper-IV	PO Attainment	Weighed product	Zoo Paper-V	PO Attainment	Weighed product
PO1	2.66	0.936	2.489	1.6	0.977	1.563	1.30	0.955	1.227
PO2	1.33	0.936	1.244	2.2	0.977	2.149	0.84	0.955	0.802
PO3	1.0	0.936	0.936	1.4	0.977	1.367	0.69	0.955	0.658
PO4	2.83	0.936	2.648	1.4	0.977	1.367	1.23	0.955	1.174
PO5	3	0.936	2.808	1.8	0.977	1.758	3	0.955	2.865
PO6	1	0.936	0.936	1	0.977	0.977	0.77	0.955	0.735

#### III B.Sc , CBZ (T) Paper-6A&7A (SEM-V) CCAA Assessment Attainment

PO's	Zoo 6A	PO Attainment	Weighed product	Zoo 7A	PO Attainment	Weighed product
PO1	3	1	3	2.6	1	2.6
PO2	3	1	3	2.8	1	2.8
PO3	3	1	3	3	1	3
PO4	3	1	3	3	1	3
PO5	3	1	3	3	1	3
PO6	3	1	3	3	1	3

### III B.Sc , CBZ (T) Paper-6A&7A (SEM-V ) MSA( IA) Assessment Attainment

PO's	Zoo 6A	PO Attainment	Weighed product	Zoo 7A	PO Attainment	Weighed product
PO1	3	0.931	2.793	2.6	0.931	2.420
PO2	3	0.931	2.793	2.8	0.931	2.606
PO3	3	0.931	2.793	3	0.931	2.793
PO4	3	0.931	2.793	3	0.931	2.793
PO5	3	0.931	2.793	3	0.931	2.793
PO6	3	0.931	2.793	3	0.931	2.793

### III B.Sc , CBZ (T) Paper-6A&7A (SEM-V ) FA Assessment Attainment

PO's	Zoo 6A	PO Attainment	Weighed product	Zoo 7A	PO Attainment	Weighed product
PO1	3	0.977	2.931	2.6	1	2.6
PO2	3	0.977	2.931	2.8	1	2.8
PO3	3	0.977	2.931	3	1	3
PO4	3	0.977	2.931	3	1	3
PO5	3	0.977	2.931	3	1	3
PO6	3	0.977	2.931	3	1	3

## CZAqT

Courses	No of students attended	No of students attained			CO_CCAA	CO_MSA	CO_FA
		CCAA ( $\geq 7$ )	MSA( $\geq 8$ )	FA( $\geq 26$ )			
	(1)	(2)	(3)	(4)	(2)/(1)	(3)/(1)	(4)/(1)
Animal Diversity – Biology of Non-Chordates	27	27	18	18	1	0.67	0.67
Animal Diversity – Biology of Chordates	26	26	15	24	1	0.58	0.93
Cell Biology, Genetics, Molecular Biology & Evolution	26	26	22	25	1	0.85	0.97
Animal Physiology, Cellular Metabolism and Embryology	25	25	11	25	1	0.44	1
Immunology and Animal Biotechnology	25	25	25	25	1	1	1
Livestock management – I - Biology of Dairy animals	25	25	20	24	1	0.8	0.96
Livestock management – II - Dairy Production and management	25	25	25	25	1	1	1

## I B.Sc CZAqT Paper- I &amp;II CCAA Assessment Attainment

PO's	Zoo Paper I	PO Attainment	Weighed product	Zoo Paper-II	PO Attainment	Weighed product
PO1	1.6	1	1.6	2.1	1	2.1
PO2	2.2	1	2.2	1.0	1	1.0
PO3	1.4	1	1.4	1.6	1	1.6
PO4	1.4	1	1.4	2.6	1	2.6
PO5	3	1	3	3	1	3
PO6	1.8	1	1.8	1	1	1

## I B.Sc CZAqT Paper- I &amp;II MSA( IA) Attainment

PO's	Zoo Paper I	PO Attainment	Weighed product	Zoo Paper-II	PO Attainment	Weighed product
PO1	1.6	0.67	1.072	2.1	0.58	1.218
PO2	2.2	0.67	1.474	1.0	0.58	0.58
PO3	1.4	0.67	0.938	1.6	0.58	0.928
PO4	1.4	0.67	0.938	2.6	0.58	1.508
PO5	3	0.67	2.01	3	0.58	1.74
PO6	1.8	0.67	1.206	1	0.58	0.58



I B.Sc CZAqT Paper- I &II FA Attainment

PO's	Zoo Paper I	PO Attainment	Weighed product	Zoo Paper-II	PO Attainment	Weighed product
PO1	1.6	0.67	1.072	2.1	0.93	1.953
PO2	2.2	0.67	1.474	1.0	0.93	0.93
PO3	1.4	0.67	0.938	1.6	0.93	1.488
PO4	1.4	0.67	0.938	2.6	0.93	2.418
PO5	3	0.67	2.01	3	0.93	2.79
PO6	1.8	0.67	1.206	1	0.93	0.93

II B.Sc CZAqT Paper- III, IV &V CCAA Assessment Attainment

PO's	Zoo Paper III	PO Attainment	Weighed product	Zoo Paper-IV	PO Attainment	Weighed product	Zoo Paper-V	PO Attainment	Weighed product
PO1	2.66	1	2.66	1.6	1	1.6	1.30	1	1.30
PO2	1.33	1	1.33	2.2	1	2.2	0.84	1	0.84
PO3	1.0	1	1.0	1.4	1	1.4	0.69	1	0.69
PO4	2.83	1	2.83	1.4	1	1.4	1.23	1	1.23
PO5	3	1	3	1.8	1	1.8	3	1	3
PO6	1	1	1	1	1	1	0.77	1	0.77

II B.Sc CZAqT Paper- III, IV &V MSA(IA) Attainment

PO's	Zoo Paper III	PO Attainment	Weighed product	Zoo Paper-IV	PO Attainment	Weighed product	Zoo Paper-V	PO Attainment	Weighed product
PO1	2.66	0.85	2.261	1.6	0.44	0.704	1.30	1	1.30
PO2	1.33	0.85	1.134	2.2	0.44	0.968	0.84	1	0.84
PO3	1.0	0.85	0.85	1.4	0.44	0.616	0.69	1	0.69
PO4	2.83	0.85	2.406	1.4	0.44	0.616	1.23	1	1.23
PO5	3	0.85	2.55	1.8	0.44	0.792	3	1	3
PO6	1	0.85	0.85	1	0.44	0.44	0.77	1	0.77

II B.Sc CZAqT Paper- III, IV &V FA Attainment

PO's	Zoo Paper III	PO Attainment	Weighed product	Zoo Paper-IV	PO Attainment	Weighed product	Zoo Paper-V	PO Attainment	Weighed product
PO1	2.66	0.94	2.5004	1.6	0.78	1.248	1.30	1	1.30
PO2	1.33	0.94	1.2502	2.2	0.78	1.716	0.84	1	0.84
PO3	1.0	0.94	0.94	1.4	0.78	1.092	0.69	1	0.69
PO4	2.83	0.94	2.6602	1.4	0.78	1.092	1.23	1	1.23
PO5	3	0.94	2.82	1.8	0.78	1.404	3	1	3
PO6	1	0.94	0.94	1	0.78	0.78	0.77	1	0.77

III B.Sc , CZAqT Paper-6B&7B (SEM-V) CCAA Assessment Attainment

PO's	Zoo 6B	PO Attainment	Weighed product	Zoo 7B	PO Attainment	Weighed product
PO1	2.1	1	2.1	2.8	1	2.8
PO2	2.1	1	2.1	3	1	3
PO3	3	1	3	3	1	3
PO4	3	1	3	3	1	3
PO5	3	1	3	3	1	3
PO6	3	1	3	3	1	3

III B.Sc , CZAqT Paper-6B&7B (SEM-V ) MSA (IA) Assessment Attainment

PO's	Zoo 6B	PO Attainment	Weighed product	Zoo 7B	PO Attainment	Weighed product
PO1	2.1	0.8	1.68	2.8	1	2.8
PO2	2.1	0.8	1.68	3	1	3
PO3	3	0.8	2.4	3	1	3
PO4	3	0.8	2.4	3	1	3
PO5	3	0.8	2.4	3	1	3
PO6	3	0.8	2.4	3	1	3

III B.Sc , CZAqT Paper-6B&7B (SEM-V ) FA Assessment Attainment

PO's	Zoo 6B	PO Attainment	Weighed product	Zoo 7B	PO Attainment	Weighed product
PO1	2.1	0.96	2.016	2.8	1	2.8
PO2	2.1	0.96	2.016	3	1	3
PO3	3	0.96	2.88	3	1	3
PO4	3	0.96	2.88	3	1	3
PO5	3	0.96	2.88	3	1	3
PO6	3	0.96	2.88	3	1	3

**A.S.D. GOVT. DEGREE COLLEGE FOR WOMEN (A), KAKINADA**  
**DEPARTMENT OF ZOOLOGY AND AQUACULTURE TECHNOLOGY**  
**2023-2024 outgoing batch CO PO ATTAINMENT FOR ALL SEMESTERS (CZAqT)**  
**CO-PO Mapping:**

The COs are mapped to POs based on the relevance on a scale of 0-3

(1: Slight [Low]; 2: Moderate [Medium]; 3: Substantial [High], '-'/0: No Correlation)

**I B.Sc (Semester I): Paper-I Basic Principles of Aquaculture**

	PO1	PO2	PO3	PO4	PO5	PO6
CO1	2	1	3	2	3	3
CO2	2	2	3	2	3	3
CO3	2	2	3	2	3	3
CO4	2	1	2	1	3	3
CO5	2	2	1	3	3	3
Average	2.0	1.6	2.4	2.0	3.0	3.0

**I B.Sc (Semester II): Paper-II Biology of finfish and shellfish**

	PO1	PO2	PO3	PO4	PO5	PO6
CO1	2	1	2	2	3	3
CO2	2	1	2	1	3	3
CO3	2	2	2	2	3	3
CO4	2	2	2	2	3	3
CO5	2	2	2	2	3	3
Average	2.0	1.6	2.0	1.8	3.0	3.0

**II B.Sc (Semester III): Paper-III Fish Nutrition and Feed Technology**

	PO1	PO2	PO3	PO4	PO5	PO6
CO1	2	1	2	2	3	3
CO2	2	1	2	1	3	3
CO3	2	2	2	1	3	3
CO4	2	2	2	1	3	3
CO5	2	2	2	2	3	3
Average	2.0	1.6	2.0	1.4	3.0	3.0

**II B.Sc (Semester IV): Paper-IV Fresh water and brackish water aquaculture**

	PO1	PO2	PO3	PO4	PO5	PO6
CO1	2	2	3	2	3	3
CO2	2	2	2	1	3	3
CO3	2	2	2	1	3	3
CO4	2	2	3	2	3	3
CO5	2	2	3	2	3	3
Average	2	2	2.6	1.6	3.0	3.0

**III B.Sc (Semester V): Paper V FISH HEALTH MANAGEMENT AND FISHERIES ECONOMICS**

	PO1	PO2	PO3	PO4	PO5	PO6
CO1	2	2	2	3	3	3
CO2	1	2	2	3	3	3
CO3	1	2	1	3	3	3
CO4	2	3	3	1	3	3
CO5	3	3	3	2	3	3
Average	1.8	2.4	2.2	2.4	3.0	3.0

**III B.Sc (Semester V): Paper VIA SOIL AND WATER QUALITY MANAGEMENT**

	PO1	PO2	PO3	PO4	PO5	PO6
CO1	3	2	2	3	3	3
CO2	3	3	2	2	3	3
CO3	3	2	2	1	3	3
CO4	2	2	2	2	3	3
CO5	2	2	2	1	3	3
Average	2.6	2.2	2.0	1.8	3.0	3.0

**III B.Sc (Semester V): Paper: VIIA ORNAMENTAL FISH CULTURE**

	PO1	PO2	PO3	PO4	PO5	PO6
CO1	2	2	2	1	3	3
CO2	2	2	2	2	3	3
CO3	3	3	2	2	3	3
CO4	2	2	2	2	3	3
CO5	2	2	2	2	3	3
Average	2.2	2.2	2.0	1.8	3.0	3.0

### CZAqT

Courses	No of students attended	No of the students attained			CO_CCAA	CO_MSA	CO_FA
		CCAA ( $\geq 7$ )	MSA ( $\geq 8$ )	FA ( $\geq 26$ )			
	(1)	(2)	(3)	(4)	(2)/(1)	(3)/(1)	(4)/(1)
<b>Basic Principles of Aquaculture I</b>	27	27	27	27	1	1	1
<b>Biology of Finfish and Shellfish II</b>	26	26	20	26	1	0.76	1
<b>Fish Nutrition and Feed Technology III</b>	26	26	24	26	1	0.924	1
<b>Fresh Water and Brackish Water Aquaculture IV</b>	25	25	20	25	1	0.8	1
<b>Fish Health Management and Fisheries Economics V</b>	25	25	18	24	1	0.72	0.96
<b>Soil And Water Quality Management VI</b>	25	25	24	24/24	1	0.96	1
<b>Ornamental Fish Culture VII</b>	25	25	21	24/24	1	0.84	1

### I B.Sc CZAqT Paper- I &II CCAA Assessment Attainment

PO's	Aqua Paper I	PO Attainment	Weighed product	Aqua Paper-II	PO Attainment	Weighed product
PO1	2.0	1	2.0	2.0	1	2.0
PO2	1.6	1	1.6	1.6	1	1.6
PO3	2.4	1	2.4	2.0	1	2.0
PO4	2.0	1	2.0	1.8	1	1.8
PO5	3.0	1	3.0	3.0	1	3.0
PO6	3.0	1	3.0	3.0	1	3.0

### I B.Sc CZAqT Paper- I &II MSA (IA) Attainment

PO's	Aqua Paper I	PO Attainment	Weighed product	Aqua Paper-II	PO Attainment	Weighed product
PO1	2.0	1	2.0	2.0	0.76	1.52
PO2	1.6	1	1.6	1.6	0.76	1.216
PO3	2.4	1	2.4	2.0	0.76	1.52
PO4	2.0	1	2.0	1.8	0.76	1.368
PO5	3.0	1	3.0	3.0	0.76	2.28
PO6	3.0	1	3.0	3.0	0.76	2.28

### I B.Sc CZAqT Paper- I &II FA Attainment

PO's	Aqua Paper I	PO Attainment	Weighed product	Aqua Paper-II	PO Attainment	Weighed product
PO1	2.0	1	2.0	2.0	0.89	1.78
PO2	1.6	1	1.6	1.6	0.89	1.42
PO3	2.4	1	2.4	2.0	0.89	1.78
PO4	2.0	1	2.0	1.8	0.89	1.60
PO5	3.0	1	3.0	3.0	0.89	2.67
PO6	3.0	1	3.0	3.0	0.89	2.67

### II B.Sc CZAqT Paper- III, IV& V CCAA Assessment Attainment

PO's	Aqua Paper III	PO Attainment	Weighed product	Aqua Paper-IV	PO Attainment	Weighed product	Aqua paper -V	PO Attainment	Weighed product
PO1	2.0	1	2.0	2.0	1	2.0	1.8	1	1.8
PO2	1.6	1	1.6	2.0	1	2.0	2.4	1	2.4
PO3	2.0	1	2.0	2.6	1	2.6	2.2	1	2.2
PO4	1.4	1	1.4	1.6	1	1.6	2.4	1	2.4
PO5	3.0	1	3.0	3.0	1	3.0	3.0	1	3.0
PO6	3.0	1	3.0	3.0	1	3.0	3.0	1	3.0

## II B.Sc CZAqT Paper- III, IV& V MSA (IA) Attainment

PO's	Aqua Paper III	PO Attainment	Weighed product	Aqua Paper-IV	PO Attainment	Weighed product	Aqua paper -V	PO Attainment	Weighed product
PO1	2.0	0.924	1.848	2.0	0.8	1.6	1.8	0.72	1.296
PO2	1.6	0.924	1.479	2.0	0.8	1.6	2.4	0.72	1.728
PO3	2.0	0.924	1.848	2.6	0.8	2.08	2.2	0.72	1.584
PO4	1.4	0.924	1.294	1.6	0.8	1.28	2.4	0.72	1.728
PO5	3.0	0.924	2.772	3.0	0.8	2.4	3.0	0.72	2.16
PO6	3.0	0.924	2.772	3.0	0.8	2.4	3.0	0.72	2.16

## II B.Sc CZAqT Paper III, IV& V (SEM-III & IV) FA Attainment

PO's	Aqua Paper III	PO Attainment	Weighed product	Aqua Paper-IV	PO Attainment	Weighed product	Aqua paper -V	PO Attainment	Weighed product
PO1	2.0	1	2.0	2.0	1	2.0	1.8	0.96	1.728
PO2	1.6	1	1.6	2.0	1	2.0	2.4	0.96	2.304
PO3	2.0	1	2.0	2.6	1	2.6	2.2	0.96	2.112
PO4	1.4	1	1.4	1.6	1	1.6	2.4	0.96	2.304
PO5	3.0	1	3.0	3.0	1	3.0	3.0	0.96	2.88
PO6	3.0	1	3.0	3.0	1	3.0	3.0	0.96	2.88

## III B.Sc, CZAqT Paper-VIA & VIIA (SEM-V) CCAA Assessment Attainment

PO's	Aqua paper-VIA	PO Attainment	Weighed product	Aqua paper-VIIA	PO Attainment	Weighed product
PO1	2.6	1	2.6	2.2	1	2.2
PO2	2.2	1	2.2	2.2	1	2.2
PO3	2.0	1	2.0	2.0	1	2.0
PO4	1.8	1	1.8	1.8	1	1.8
PO5	3.0	1	3.0	3.0	1	3.0
PO6	3.0	1	3.0	3.0	1	3.0

**III B.Sc, CZAqT Paper-VIA & VIIA (SEM-V) MSA (IA) Assessment Attainment**

<b>PO's</b>	<b>Aqua paper-VIA</b>	<b>PO Attainment</b>	<b>Weighed product</b>	<b>Aqua paper-VIIA</b>	<b>PO Attainment</b>	<b>Weighed product</b>
<b>PO1</b>	2.6	0.96	2.496	2.2	0.84	1.848
<b>PO2</b>	2.2	0.96	2.112	2.2	0.84	1.848
<b>PO3</b>	2.0	0.96	1.92	2.0	0.84	1.68
<b>PO4</b>	1.8	0.96	1.728	1.8	0.84	1.512
<b>PO5</b>	3.0	0.96	2.88	3.0	0.84	2.52
<b>PO6</b>	3.0	0.96	2.88	3.0	0.84	2.52

**III B.Sc, CZAqT Paper-VIA & VIIA (SEM-V) FA Assessment Attainment**

<b>PO's</b>	<b>Aqua paper-VIA</b>	<b>PO Attainment</b>	<b>Weighed product</b>	<b>Aqua paper-VIIA</b>	<b>PO Attainment</b>	<b>Weighed product</b>
<b>PO1</b>	2.6	1	2.6	2.2		
<b>PO2</b>	2.2	1	2.2	2.2		
<b>PO3</b>	2.0	1	2.0	2.0		
<b>PO4</b>	1.8	1	1.8	1.8		
<b>PO5</b>	3.0	1	3.0	3.0		
<b>PO6</b>	3.0	1	3.0	3.0		



**B.Sc CZAqT SEM-V MSA( IA) Assessment Attainment**

POs	Chem 6D	PO Attainment	Weighted product	Chem 7D	PO Attainment	Weighted product	Zoo 6B	PO Attainment	Weighted product	Zoo 7B	PO Attainment	Weighted product	AqT 6A	PO Attainment	Weighted product	AqT 7A	PO Attainment	Weighted product	Weighted Sum of Pos	Sum of Weighted product
PO1	1.5	0.88	1.32	2.5	0.88	2.2	2.1	0.8	1.68	2.8	1	2.8	2.6	0.96	2.5	2.2	0.84	1.85	13.7	12.344
PO2	3.25	0.88	2.86	2.75	0.88	2.42	2.1	0.8	1.68	3	1	3	2.2	0.96	2.11	2.2	0.84	1.85	15.5	13.92
PO3	3.75	0.88	3.3	3.25	0.88	2.86	3	0.8	2.4	3	1	3	2	0.96	1.92	2	0.84	1.68	17	15.16
PO4	0.25	0.88	0.22	1.5	0.88	1.32	3	0.8	2.4	3	1	3	1.8	0.96	1.73	1.8	0.84	1.51	11.35	10.18
PO5	2	0.88	1.76	1.5	0.88	1.32	3	0.8	2.4	3	1	3	3	0.96	2.88	3	0.84	2.52	15.5	13.88
PO6	1.75	0.88	1.54	2	0.88	1.76	3	0.8	2.4	3	1	3	3	0.96	2.88	3	0.84	2.52	15.75	14.1

**B.Sc CZAqT SEM-V CCAA( IA) Assessment Attainment**

POs	Chem 6D	PO Attainment	Weighted product	Chem 7D	PO Attainment	Weighted product	Zoo 6B	PO Attainment	Weighted product	Zoo 7B	PO Attainment	Weighted product	AqT 6A	PO Attainment	Weighted product	AqT 7A	PO Attainment	Weighted product	Weighted Sum of Pos	Sum of Weighted product
PO1	1.5	1	1.5	2.5	1	2.5	2.1	1	2.1	2.8	1	2.8	2.6	1	2.6	2.2	1	2.2	13.7	13.7
PO2	3.25	1	3.25	2.75	1	2.75	2.1	1	2.1	3	1	3	2.2	1	2.2	2.2	1	2.2	15.5	15.5
PO3	3.75	1	3.75	3.25	1	3.25	3	1	3	3	1	3	2	1	2	2	1	2	17	17
PO4	0.25	1	0.25	1.5	1	1.5	3	1	3	3	1	3	1.8	1	1.8	1.8	1	1.8	11.35	11.35
PO5	2	1	2	1.5	1	1.5	3	1	3	3	1	3	3	1	3	3	1	3	15.5	15.5
PO6	1.75	1	1.75	2	1	2	3	1	3	3	1	3	3	1	3	3	1	3	15.75	15.75

**B.Sc CZAqT SEM-V FA Assessment Attainment**

POs	Chem 6D	PO Attainment	Weighted product	Chem 7D	PO Attainment	Weighted product	Zoo 6B	PO Attainment	Weighted product	Zoo 7B	PO Attainment	Weighted product	AqT 6A	PO Attainment	Weighted product	AqT 7A	PO Attainment	Weighted product	Weighted Sum of Pos	Sum of Weighted product
-----	---------	---------------	------------------	---------	---------------	------------------	--------	---------------	------------------	--------	---------------	------------------	--------	---------------	------------------	--------	---------------	------------------	---------------------	-------------------------

PO1	1.5	<b>0.96</b>	1.44	2.5	0.92	2.3	2.1	0.96	2.016	2.8	1	2.8	2.6	1	2.6	2.2	1	2.2	13.7	13.356
PO2	3.25	<b>0.96</b>	3.12	2.75	0.92	2.53	2.1	0.96	2.016	3	1	3	2.2	1	2.2	2.2	1	2.2	15.5	14.564
PO3	3.75	<b>0.96</b>	3.6	3.25	0.92	2.99	3	0.96	2.88	3	1	3	2	1	2	2	1	2	17	16.47
PO4	0.25	<b>0.96</b>	0.24	1.5	0.92	1.38	3	0.96	2.88	3	1	3	1.8	1	1.8	1.8	1	1.8	11.35	11.1
PO5	2	<b>0.96</b>	1.92	1.5	0.92	1.38	3	0.96	2.88	3	1	3	3	1	3	3	1	3	15.5	15.18
PO6	1.75	<b>0.96</b>	1.68	2	0.92	1.84	3	0.96	2.88	3	1	3	3	1	3	3	1	3	15.75	15.4

**B.Sc CZAqT SEM-IV MSA( IA) Assessment Attainment**

POs	Chem IV	PO Attainment	Weighted product	Chem V	PO Attainment	Weighted product	Zoo IV	PO Attainment	Weighted product	Zoo V	PO Attainment	Weighted product	Aqua IV	PO Attainment	Weighted product	Aqua V	PO Attainment	Weighted product	Weighted Sum of Pos	Sum of Weighted product
PO1	2.5	<b>0.88</b>	2.2	2.25	1	2.25	1.6	0.44	0.704	1.3	1	1.3	2	0.8	1.6	1.8	0.72	1.3	11.45	9.35
PO2	2.5	<b>0.88</b>	2.2	2.25	1	2.25	2.2	0.44	0.968	0.84	1	0.84	2	0.8	1.6	2.4	0.72	1.73	12.19	9.586
PO3	2.75	<b>0.88</b>	2.42	1.25	1	1.25	1.4	0.44	0.616	0.69	1	0.69	2.6	0.8	2.08	2.2	0.72	1.58	10.89	8.64
PO4	2.25	<b>0.88</b>	1.98	3	1	3	1.4	0.44	0.616	1.23	1	1.23	1.6	0.8	1.28	2.4	0.72	1.73	11.88	9.834
PO5	3	<b>0.88</b>	2.64	2	1	2	1.8	0.44	0.792	3	1	3	3	0.8	2.4	3	0.72	2.16	15.8	12.992
PO6	2	<b>0.88</b>	1.76	1.75	1	1.75	1	0.44	0.44	0.77	1	0.77	3	0.8	2.4	3	0.72	2.16	11.52	9.28

**B.Sc CZAqT SEM-IV CCAA Assessment Attainment**

POs	Chem IV	PO Attainment	Weighted product	Chem V	PO Attainment	Weighted product	Zoo IV	PO Attainment	Weighted product	Zoo V	PO Attainment	Weighted product	Aqua IV	PO Attainment	Weighted product	Aqua V	PO Attainment	Weighted product	Weighted Sum of Pos	Sum of Weighted product
PO1	2.5	1	2.5	2.25	1	2.25	1.6	1	1.6	1.3	1	1.3	2	1	2	1.8	1	1.8	11.45	11.45
PO2	2.5	1	2.5	2.25	1	2.25	2.2	1	2.2	0.84	1	0.84	2	1	2	2.4	1	2.4	12.19	12.19
PO3	2.75	1	2.75	1.25	1	1.25	1.4	1	1.4	0.69	1	0.69	2.6	1	2.6	2.2	1	2.2	10.89	10.89
PO4	2.25	1	2.25	3	1	3	1.4	1	1.4	1.23	1	1.23	1.6	1	1.6	2.4	1	2.4	11.88	11.88
PO5	3	1	3	2	1	2	1.8	1	1.8	3	1	3	3	1	3	3	1	3	15.8	15.8

PO6	2	1	2	1.75	1	1.75	1	1	1	0.77	1	0.77	3	1	3	3	1	3	11.52	11.52
-----	---	---	---	------	---	------	---	---	---	------	---	------	---	---	---	---	---	---	-------	-------

**B.Sc CZAT SEM-IV FA Assessment Attainment**

POs	Chem IV	PO Attainment	Weighted product	Chem V	PO Attainment	Weighted product	Zoo IV	PO Attainment	Weighted product	Zoo V	PO Attainment	Weighted product	Aqua IV	PO Attainment	Weighted product	Aqua V	PO Attainment	Weighted product	Weighted Sum of Pos	Sum of Weighted product
PO1	2.5	1	2.5	2.25	0.92	2.07	1.6	0.78	1.248	1.3	1	1.3	2	1	2	1.8	0.96	1.73	11.45	10.846
PO2	2.5	1	2.5	2.25	0.92	2.07	2.2	0.78	1.716	0.84	1	0.84	2	1	2	2.4	0.96	2.3	12.19	11.43
PO3	2.75	1	2.75	1.25	0.92	1.15	1.4	0.78	1.092	0.69	1	0.69	2.6	1	2.6	2.2	0.96	2.11	10.89	10.394
PO4	2.25	1	2.25	3	0.92	2.76	1.4	0.78	1.092	1.23	1	1.23	1.6	1	1.6	2.4	0.96	2.3	11.88	11.236
PO5	3	1	3	2	0.92	1.84	1.8	0.78	1.404	3	1	3	3	1	3	3	0.96	2.88	15.8	15.124
PO6	2	1	2	1.75	0.92	1.61	1	0.78	0.78	0.77	1	0.77	3	1	3	3	0.96	2.88	11.52	11.04

**B.Sc CZAqT TM SEM-III MSA( IA) Assessment Attainment**

POs	Chem III	PO Attainment	Weighted product	Zoo III	PO Attainment	Weighted product	Aqua III	PO Attainment	Weighted product	Eng III	PO Attainment	Weighted product	Tel III	PO Attainment	Weighted product	San III	PO Attainment	Weighted product	Weighted Sum of Pos	Sum of Weighted product
PO1	3	0.885	2.655	2.66	0.85	2.261	2	0.924	1.848	2.6	1	2.6	2.8	1	2.8	2	1	2	15.06	14.164
PO2	2.75	0.885	2.434	1.33	0.85	1.134	1.6	0.924	1.479	2.1	1	2.1	1	1	1	2.5	1	2.5	11.28	10.647
PO3	3	0.885	2.655	1	0.85	0.85	2	0.924	1.848	2.3	1	2.3	1	1	1	1.8	1	1.75	11.05	10.403
PO4	2.5	0.885	2.213	2.83	0.85	2.406	1.4	0.924	1.294	2.3	1	2.3	1.4	1	1.4	1.5	1	1.5	11.93	11.113
PO5	3	0.885	2.655	3	0.85	2.55	3	0.924	2.772	2.5	1	2.5	2.8	1	2.8	1	1	1	15.3	14.277
PO6	3	0.885	2.655	1	0.85	0.85	3	0.924	2.772	2.3	1	2.3	3	1	3	2	1	2	14.3	13.577

**B.Sc CZAqT SEM-III CCAA Assessment Attainment**

POs	Chem III	PO Attainment	Weighted product	Zoo III	PO Attainment	Weighted product	Aqua III	PO Attainment	Weighted product	Eng III	PO Attainment	Weighted product	Tel III	PO Attainment	Weighted product	San III	PO Attainment	Weighted product	Weighted Sum of Pos	Sum of Weighted product
PO1	3	1	3	2.66	1	2.66	2	1	2	2.6	1	2.6	2.8	1	2.8	2	1	2	15.06	15.06
PO2	2.75	1	2.75	1.33	1	1.33	1.6	1	1.6	2.1	1	2.1	1	1	1	2.5	1	2.5	11.28	11.28
PO3	3	1	3	1	1	1	2	1	2	2.3	1	2.3	1	1	1	1.8	1	1.75	11.05	11.05
PO4	2.5	1	2.5	2.83	1	2.83	1.4	1	1.4	2.3	1	2.3	1.4	1	1.4	1.5	1	1.5	11.93	11.93
PO5	3	1	3	3	1	3	3	1	3	2.5	1	2.5	2.8	1	2.8	1	1	1	15.3	15.3
PO6	3	1	3	1	1	1	3	1	3	2.3	1	2.3	3	1	3	2	1	2	14.3	14.3

**B.Sc CZAqT SEM-III FA Assessment Attainment**

POs	Chem III	PO Attainment	Weighted product	Zoo III	PO Attainment	Weighted product	Aqua III	PO Attainment	Weighted product	Eng III	PO Attainment	Weighted product	Tel III	PO Attainment	Weighted product	San III	PO Attainment	Weighted product	Weighted Sum of Pos	Sum of Weighted product
PO1	3	0.577	1.731	2.66	0.94	2.5	2	1	2	2.6	1	2.6	2.6	0.95	2.47	2	1	2	14.86	13.301
PO2	2.75	0.577	1.587	1.33	0.94	1.25	1.6	1	1.6	2.1	1	2.1	2.1	0.95	1.99	2.5	1	2.5	12.38	11.027
PO3	3	0.577	1.731	1	0.94	0.94	2	1	2	2.3	1	2.3	2.3	0.95	2.18	1.8	1	1.75	12.35	10.901
PO4	2.5	0.577	1.443	2.83	0.94	2.66	1.4	1	1.4	2.3	1	2.3	2.3	0.95	2.18	1.5	1	1.5	12.83	11.483
PO5	3	0.577	1.731	3	0.94	2.82	3	1	3	2.5	1	2.5	2.5	0.95	2.37	1	1	1	15	13.421
PO6	3	0.577	1.731	1	0.94	0.94	3	1	3	2.3	1	2.3	2.3	0.95	2.18	2	1	2	13.6	12.151

**B.Sc CZAqT EM SEM-II MSA( IA) Assessment Attainment**

POs	Chem II	PO Attainment	Weighted product	Zoo II	PO Attainment	Weighted product	Aqua II	PO Attainment	Weighted product	Eng II	PO Attainment	Weighted product	Tel II	PO Attainment	Weighted product	San II	PO Attainment	Weighted product	Weighted Sum of Pos	Sum of Weighted product
-----	---------	---------------	------------------	--------	---------------	------------------	---------	---------------	------------------	--------	---------------	------------------	--------	---------------	------------------	--------	---------------	------------------	---------------------	-------------------------

PO1	2.25	0.885	1.991	2.1	0.58	1.218	2	0.76	1.52	2.3	1	2.3	2.8	1	2.8	2.5	1	2.5	13.95	12.329
PO2	2.5	0.885	2.213	1	0.58	0.58	1.6	0.76	1.216	2.3	1	2.3	2.2	1	2.2	2.3	1	2.3	11.9	10.809
PO3	2	0.885	1.77	1.6	0.58	0.928	2	0.76	1.52	2.1	1	2.1	1.2	1	1.2	2.5	1	2.5	11.4	10.018
PO4	1.75	0.885	1.549	2.6	0.58	1.508	1.8	0.76	1.368	2.1	1	2.1	1.8	1	1.8	2	1	2	12.05	10.325
PO5	2.7	0.885	2.39	3	0.58	1.74	3	0.76	2.28	2.3	1	2.3	3	1	3	2.3	1	2.3	16.3	14.01
PO6	1.75	0.885	1.549	1	0.58	0.58	3	0.76	2.28	2.3	1	2.3	3	1	3	2	1	2	13.05	11.709

**B.Sc CZAqT EM SEM-II CCAA Assessment Attainment**

POs	Chem II	PO Attainment	Weighted product	Zoo II	PO Attainment	Weighted product	Aqua II	PO Attainment	Weighted product	Eng II	PO Attainment	Weighted product	Tel II	PO Attainment	Weighted product	San II	PO Attainment	Weighted product	Weighted Sum of Pos	Sum of Weighted product
PO1	2.25	1	2.25	2.1	1	2.1	2	1	2	2.3	1	2.3	2.8	0.96	2.6	2.5	1	2.5	13.95	13.75
PO2	2.5	1	2.5	1	1	1	1.6	1	1.6	2.3	1	2.3	2.2	0.96	2.11	2.3	1	2.3	11.9	11.81
PO3	2	1	2	1.6	1	1.6	2	1	2	2.1	1	2.1	1.2	0.96	1.15	2.5	1	2.5	11.4	11.35
PO4	1.75	1	1.75	2.6	1	2.6	1.8	1	1.8	2.1	1	2.1	1.8	0.96	1.72	2	1	2	12.05	11.97
PO5	2.7	1	2.7	3	1	3	3	1	3	2.3	1	2.3	3	0.96	2.88	2.3	1	2.3	16.3	16.18
PO6	1.75	1	1.75	1	1	1	3	1	3	2.3	1	2.3	3	0.96	2.88	2	1	2	13.05	12.93

**B.Sc CZAqT EM SEM-II FA Assessment Attainment**

POs	Chem II	PO Attainment	Weighted product	Zoo II	PO Attainment	Weighted product	Aqua II	PO Attainment	Weighted product	Eng II	PO Attainment	Weighted product	Tel II	PO Attainment	Weighted product	San II	PO Attainment	Weighted product	Weighted Sum of Pos	Sum of Weighted product
PO1	2.25	0.885	1.991	2.1	0.93	1.953	2	0.89	1.78	2.3	0.9	2.5	2.3	0.96	2.2	2.5	1	2.5	13.45	12.924
PO2	2.5	0.885	2.213	1	0.93	0.93	1.6	0.89	1.42	2.3	0.9	2.5	2.3	0.96	2.2	2.3	1	2.3	12	11.563
PO3	2	0.885	1.77	1.6	0.93	1.488	2	0.89	1.78	2.1	0.9	2.3	2.1	0.96	2.01	2.5	1	2.5	12.3	11.848
PO4	1.75	0.885	1.549	2.6	0.93	2.418	1.8	0.89	1.6	2.1	0.9	2.3	2.1	0.96	2.01	2	1	2	12.35	11.877
PO5	2.7	0.885	2.39	3	0.93	2.79	3	0.89	2.67	2.3	0.9	2.5	2.3	0.96	2.2	2.3	1	2.3	15.6	14.85
PO6	1.75	0.885	1.549	1	0.93	0.93	3	0.89	2.67	2.3	0.9	2.5	2.3	0.96	2.2	2	1	2	12.35	11.849



POs	Chem I	PO Attainment	Weighted product	Zoo I	PO Attainment	Weighted product	Aqua I	PO Attainment	Weighted product	Eng I	PO Attainment	Weighted product	Tel I	PO Attainment	Weighted product	San I	PO Attainment	Weighted product	Weighted Sum of Pos	Sum of Weighted product
PO1	1.66	0.852	1.414	1.6	0.67	1.072	2	1	2	2.6	1	2.6	2.6	0.78	2.02	2.8	0.5	1.37	13.21	10.476
PO2	2.33	0.852	1.985	2.2	0.67	1.474	1.6	1	1.6	2.5	1	2.5	2.5	0.78	1.95	1.3	0.5	0.62	12.38	10.129
PO3	2.66	0.852	2.266	1.4	0.67	0.938	2.4	1	2.4	2.5	1	2.5	2.5	0.78	1.95	1.5	0.5	0.75	12.96	10.804
PO4	0.66	0.852	0.562	1.4	0.67	0.938	2	1	2	2.5	1	2.5	2.5	0.78	1.95	2.5	0.5	1.25	11.56	9.2
PO5	2.66	0.852	2.266	3	0.67	2.01	3	1	3	2.3	1	2.3	2.3	0.78	1.79	1	0.5	0.5	14.26	11.866
PO6	2.66	0.852	2.266	1.8	0.67	1.206	3	1	3	2.6	1	2.6	2.6	0.78	2.02	2	0.5	1	14.66	12.092

<b>Sum of Weighed product/ Weighted Sum of POs</b>
0.9010219
0.8980645
0.8917647
0.8969163
0.8954839
0.8952381

<b>Sum of Weighed product/ Weighted Sum of POs</b>
1
1
1
1
1
1

<b>Sum of Weighed product/ Weighted Sum of POs</b>
--



0.9748905
0.9396129
0.9688235
0.9779736
0.9793548
0.9777778

<b>Sum of Weighed product/ Weighted Sum of POs</b>
0.8165939
0.7863823
0.7933884
0.8277778
0.8222785
0.8055556

<b>Sum of Weighed product/ Weighted Sum of POs</b>
1
1
1
1
1

1

**Sum of  
Weighed  
product/  
Weighted  
Sum of  
POs**

0.9472489

0.9376538

0.9544536

0.9457912

0.9572152

0.9583333

**Sum of  
Weighed  
product/  
Weighted  
Sum of  
POs**

0.9405046

0.943883

0.941448

0.9315172

0.9331373

0.9494406

**Sum of  
Weighed  
product/  
Weighted  
Sum of  
POs**

1

1

1

1

1

1

**Sum of  
Weighed  
product/  
Weighted  
Sum of  
POs**

0.8951144

0.890727

0.8826721

0.8950273

0.8947333

0.8934559

**Sum of  
Weighed  
product/  
Weighted  
Sum of  
POs**

0.8837993
0.9083193
0.8787719
0.8568465
0.8595092
0.8972414

<b>Sum of Weighed product/ Weighted Sum of POs</b>
0.9856631
0.992437
0.995614
0.993361
0.992638
0.9908046

<b>Sum of Weighed product/ Weighted Sum of POs</b>
0.9608922
0.9635833
0.963252
0.9617004
0.9519231
0.9594332

--

<b>Sum of Weighed product/ Weighted Sum of POs</b>
--

0.855564
----------

0.8877483
-----------

0.9011419
-----------

0.8556492
-----------

0.9004011
-----------

0.8941567
-----------

--

<b>Sum of Weighed product/ Weighted Sum of POs</b>
--

0.8955337
-----------

0.9478477
-----------

0.9388254
-----------

0.8946037
-----------

0.9665775
-----------

0.9335989
-----------

--

--

<b>Sum of Weighed product/ Weighted Sum of POs</b>
0.7930356
0.8181745
0.833642
0.7958478
0.8321178
0.8248295

**B.Sc CZAqT EM CCAA final Co-Po Attainment**


<b>Sum of Weighed product/ Weighted Sum of Pos I Semester</b>	<b>Sum of Weighed product/ Weighted Sum of Pos II Semester</b>	<b>Sum of Weighed product/ Weighted Sum of Pos III Semester</b>	<b>Sum of Weighed product/ Weighted Sum of Pos IV Semester</b>	<b>Sum of Weighed product/ Weighted Sum of Pos V Semester</b>	<b>Average of Pos Attained</b>	<b>% of Attainment</b>
0.8955337	0.9856631	1	1	1	0.976239	97.62
0.9478477	0.992437	1	1	1	0.988057	98.81
0.9388254	0.995614	1	1	1	0.986888	98.69
0.8946037	0.993361	1	1	1	0.977593	97.76
0.9665775	0.992638	1	1	1	0.991843	99.18
0.9335989	0.9908046	1	1	1	0.984881	98.49


**B.Sc CZAqT EM MSA final Co-Po Attainment**

<b>Sum of Weighed product/ Weighted Sum of Pos I Semester</b>	<b>Sum of Weighed product/ Weighted Sum of Pos II Semester</b>	<b>Sum of Weighed product/ Weighted Sum of Pos III Semester</b>	<b>Sum of Weighed product/ Weighted Sum of Pos IV Semester</b>	<b>Sum of Weighed product/ Weighted Sum of Pos V Semester</b>	<b>Average of Pos Attained</b>	<b>% of Attainment</b>
0.855564	0.8837993	0.9405046	0.8165939	0.9010219	0.879497	87.95
0.8877483	0.9083193	0.943883	0.7863823	0.8980645	0.884879	88.49
0.9011419	0.8787719	0.941448	0.7933884	0.8917647	0.881303	88.13
0.8556492	0.8568465	0.9315172	0.8277778	0.8969163	0.873741	87.37
0.9004011	0.8595092	0.9331373	0.8222785	0.8954839	0.882162	88.22
0.8941567	0.8972414	0.9494406	0.8055556	0.8952381	0.888326	88.83

### B.Sc CZAqT EM FA final Co-Po Attainment

Sum of Weighed product/ Weighted Sum of Pos I Semester	Sum of Weighed product/ Weighted Sum of Pos II Semester	Sum of Weighed product/ Weighted Sum of Pos III Semester	Sum of Weighed product/ Weighted Sum of Pos IV Semester	Sum of Weighed product/ Weighted Sum of Pos V Semester	Average of Pos Attained	% of Attainment
0.7930356	0.9608922	0.8951144	0.9472489	0.9748905	0.914236	91.42
0.8181745	0.9635833	0.890727	0.9376538	0.9396129	0.90995	91.00
0.833642	0.963252	0.8826721	0.9544536	0.9688235	0.920569	92.06
0.7958478	0.9617004	0.8950273	0.9457912	0.9779736	0.915268	91.53
0.8321178	0.9519231	0.8947333	0.9572152	0.9793548	0.923069	92.31
0.8248295	0.9594332	0.8934559	0.9583333	0.9777778	0.922766	92.28

  
 Signature of the Lecturer in charge  
Section-in-Charge,  
 DEPARTMENT OF ZOOLOGY  
 K.B. GOVT. COLLEGE FOR WOMEN  
 KAKINADA-2

  
 Principal  
**PRINCIPAL**  
**A.S.D. GOVT. DEGREE COLLEGE (W)**  
**AUTONOMOUS**  
**KAKINADA**





**A.S.D. GOVT. DEGREE COLLEGE FOR WOMEN (A), KAKINADA**  
**2023-24 outgoing batch CO PO ATTAINMENT FOR ALL SEMESTERS (CBMB)**  
**B.Sc Microbiology**

**Calculating attainment at each level of course CBMB (CHEMISTRY)**

Courses	No of students attended	No of students attained			CO CCAA	CO MSA	CO FA
		CCAA( $\geq 7$ )	MSA( $\geq 8$ )	FA( $\geq 26$ )			
	(1)	(2)	(3)	(4)	(2)/(1)	(3)/(1)	(4)/(1)
Inorganic & Physical Chemistry-1	23	23	22	17	1	0.957	0.739
Organic & General Chemistry-II	20	20	19	15	1	0.95	0.75
Organic Chemistry & Spectroscopy-III	17	17	14	9	1	0.824	0.529
Inorganic, Organic & Physical Chemistry-IV	17	17	16	15	1	0.941	0.882
Inorganic & Physical Chemistry-V	17	17	14	13	1	0.824	0.765
Environmental chemistry-6D	17	17	16	16	1	0.941	0.941
Green chemistry and Nanotechnology-7D	17	17	16	15	1	0.941	0.882 J

**I B.Sc CBMB Paper- I & II CCAA Assessment Attainment**

<b>PO's</b>	<b>Chem Paper I</b>	<b>PO Attainment</b>	<b>Weighed product</b>	<b>Chem Paper-II</b>	<b>PO Attainment</b>	<b>Weighed product</b>
<b>PO1</b>	<b>1.66</b>	<b>1</b>	<b>1.66</b>	<b>2.25</b>	<b>1</b>	<b>2.25</b>
<b>PO2</b>	<b>2.33</b>	<b>1</b>	<b>2.33</b>	<b>2.5</b>	<b>1</b>	<b>2.5</b>
<b>PO3</b>	<b>2.66</b>	<b>1</b>	<b>2.66</b>	<b>2</b>	<b>1</b>	<b>2</b>
<b>PO4</b>	<b>0.66</b>	<b>1</b>	<b>0.66</b>	<b>1.75</b>	<b>1</b>	<b>1.75</b>
<b>PO5</b>	<b>2.66</b>	<b>1</b>	<b>2.66</b>	<b>2.7</b>	<b>1</b>	<b>2.7</b>
<b>PO6</b>	<b>2.66</b>	<b>1</b>	<b>2.66</b>	<b>1.75</b>	<b>1</b>	<b>1.75</b>

**I B.Sc CBMB Paper- I &II MSA( IA) Attainment**

<b>PO's</b>	<b>Chem Paper I</b>	<b>PO Attainment</b>	<b>Weighed product</b>	<b>Chem Paper-II</b>	<b>PO Attainment</b>	<b>Weighed product</b>
<b>PO1</b>	<b>1.66</b>	<b>0.957</b>	<b>1.589</b>	<b>2.25</b>	<b>0.95</b>	<b>2.138</b>
<b>PO2</b>	<b>2.33</b>	<b>0.957</b>	<b>2.23</b>	<b>2.5</b>	<b>0.95</b>	<b>2.375</b>
<b>PO3</b>	<b>2.66</b>	<b>0.957</b>	<b>2.546</b>	<b>2</b>	<b>0.95</b>	<b>1.9</b>
<b>PO4</b>	<b>0.66</b>	<b>0.957</b>	<b>0.632</b>	<b>1.75</b>	<b>0.95</b>	<b>1.663</b>
<b>PO5</b>	<b>2.66</b>	<b>0.957</b>	<b>2.546</b>	<b>2.7</b>	<b>0.95</b>	<b>2.565</b>
<b>PO6</b>	<b>2.66</b>	<b>0.957</b>	<b>2.546</b>	<b>1.75</b>	<b>0.95</b>	<b>1.663</b>

**I B.Sc CBMB Paper- I &II FA Attainment**

<b>PO's</b>	<b>Chem Paper I</b>	<b>PO Attainment</b>	<b>Weighed product</b>	<b>Chem Paper-II</b>	<b>PO Attainment</b>	<b>Weighed product</b>
<b>PO1</b>	<b>1.66</b>	<b>0.739</b>	<b>1.227</b>	<b>2.25</b>	<b>0.75</b>	<b>1.688</b>
<b>PO2</b>	<b>2.33</b>	<b>0.739</b>	<b>1.722</b>	<b>2.5</b>	<b>0.75</b>	<b>1.875</b>
<b>PO3</b>	<b>2.66</b>	<b>0.739</b>	<b>1.966</b>	<b>2</b>	<b>0.75</b>	<b>1.5</b>
<b>PO4</b>	<b>0.66</b>	<b>0.739</b>	<b>0.488</b>	<b>1.75</b>	<b>0.75</b>	<b>1.313</b>
<b>PO5</b>	<b>2.66</b>	<b>0.739</b>	<b>1.966</b>	<b>2.7</b>	<b>0.75</b>	<b>2.025</b>
<b>PO6</b>	<b>2.66</b>	<b>0.739</b>	<b>1.966</b>	<b>1.75</b>	<b>0.75</b>	<b>1.313</b>

### II B.Sc CBMB Paper- III, IV &V CCAA Assessment Attainment

PO's	Chem Paper III	PO Attainment	Weighted product	Chem Paper-IV	PO Attainment	Weighted product	Chem Paper-V	PO Attainment	Weighted product
PO1	3	1	3	2.5	1	2.5	2.25	1	2.25
PO2	2.75	1	2.75	2.5	1	2.5	2.25	1	2.25
PO3	3	1	3	2.75	1	2.75	1.25	1	1.25
PO4	2.5	1	2.5	2.25	1	2.25	3	1	3
PO5	3	1	3	3	1	3	2	1	2
PO6	3	1	3	2	1	2	1.75	1	1.75

### II B.Sc CBMB Paper- III, IV &V MSA( IA) Attainment

PO's	Chem Paper III	PO Attainment	Weighted product	Chem Paper-IV	PO Attainment	Weighted product	Chem Paper-V	PO Attainment	Weighted product
PO1	3	0.824	2.472	2.5	0.941	2.353	2.25	0.824	1.854
PO2	2.75	0.824	2.266	2.5	0.941	2.353	2.25	0.824	1.854
PO3	3	0.824	2.472	2.75	0.941	2.588	1.25	0.824	1.03
PO4	2.5	0.824	2.06	2.25	0.941	2.112	3	0.824	2.472
PO5	3	0.824	2.472	3	0.941	2.823	2	0.824	1.648
PO6	3	0.824	2.472	2	0.941	1.882	1.75	0.824	1.442

### II B.Sc CBMB Paper- III, IV &V FA Attainment

PO's	Chem Paper III	PO Attainment	Weighted product	Chem Paper-IV	PO Attainment	Weighted product	Chem Paper-V	PO Attainment	Weighted product
PO1	3	0.529	1.587	2.5	0.882	2.205	2.25	0.765	1.721
PO2	2.75	0.529	1.455	2.5	0.882	2.205	2.25	0.765	1.721
PO3	3	0.529	1.587	2.75	0.882	2.423	1.25	0.765	0.956

<b>PO4</b>	<b>2.5</b>	<b>0.529</b>	<b>1.323</b>	<b>2.25</b>	<b>0.882</b>	1.985	<b>3</b>	0.765	<b>2.295</b>
<b>PO5</b>	<b>3</b>	<b>0.529</b>	<b>1.587</b>	<b>3</b>	<b>0.882</b>	2.646	<b>2</b>	0.765	<b>1.53</b>
<b>PO6</b>	<b>3</b>	<b>0.529</b>	<b>1.587</b>	<b>2</b>	<b>0.882</b>	1.764	<b>1.75</b>	0.765	<b>1.339</b>

### III B.Sc CBMB Paper 6D & 7D ( SEM-V ) CCAA Assessment Attainment

<b>PO's</b>	<b>Chem 6D</b>	<b>PO Attainment</b>	<b>Weighed product</b>	<b>Chem 7D</b>	<b>PO Attainment</b>	<b>Weighed product</b>
<b>PO1</b>	1.5	1	1.5	2.5	1	2.5
<b>PO2</b>	3.25	1	3.25	2.75	1	2.75
<b>PO3</b>	3.75	1	3.75	3.25	1	3.25
<b>PO4</b>	0.25	1	0.25	1.5	1	1.5
<b>PO5</b>	2	1	2	1.5	1	1.5
<b>PO6</b>	1.75	1	1.75	2	1	2

### III B.Sc CBMB , Paper 6D & 7D( SEM-V ) MSA( IA) Assessment Attainment

<b>PO's</b>	<b>Chem 6D</b>	<b>PO Attainment</b>	<b>Weighed product</b>	<b>Chem 7D</b>	<b>PO Attainment</b>	<b>Weighed product</b>
<b>PO1</b>	1.5	<b>0.941</b>	1.412	2.5	0.941	2.353
<b>PO2</b>	3.25	<b>0.941</b>	3.058	2.75	0.941	2.588
<b>PO3</b>	3.75	<b>0.941</b>	3.529	3.25	0.941	3.058
<b>PO4</b>	0.25	<b>0.941</b>	0.235	1.5	0.941	1.412
<b>PO5</b>	2	<b>0.941</b>	1.882	1.5	0.941	1.412
<b>PO6</b>	1.75	<b>0.941</b>	1.647	2	0.941	1.882

### III B.Sc CBMB Paper 6D & 7D (SEM-V ) FA Assessment Attainment

<b>PO's</b>	<b>Chem 6D</b>	<b>PO Attainment</b>	<b>Weighed product</b>	<b>Chem 7D</b>	<b>PO Attainment</b>	<b>Weighed product</b>
<b>PO1</b>	1.5	<b>0.941</b>	<b>1.412</b>	2.5	<b>0.882</b>	<b>2.205</b>
<b>PO2</b>	3.25	<b>0.941</b>	<b>3.058</b>	2.75	<b>0.882</b>	<b>2.426</b>

<b>PO3</b>	3.75	<b>0.941</b>	<b>3.529</b>	3.25	<b>0.882</b>	<b>2.867</b>
<b>PO4</b>	0.25	<b>0.941</b>	<b>0.235</b>	1.5	<b>0.882</b>	<b>1.323</b>
<b>PO5</b>	2	<b>0.941</b>	<b>1.882</b>	1.5	<b>0.882</b>	<b>1.323</b>
<b>PO6</b>	1.75	<b>0.941</b>	<b>1.647</b>	2	<b>0.882</b>	<b>1.764</b>

**Calculating attainment at each level of course CBMB (Botany)**

Courses	No of students attended	No of students attended			CO CCAA	CO MSA	CO FA
		CCAA( $\geq 7$ )	MSA( $\geq 8$ )	FA( $\geq 26$ )			
	(1)	(2)	(3)	(4)	(2)/(1)	(3)/(1)	(4)/(1)
<b>Fundamentals of Microbes and Non Vascular Plants</b>	22	22	22	21	1	1	0.954
<b>Basics of Vascular Plants and Phytogeography</b>	20	20	20	19	1	1	0.95
<b>Anatomy and Embryology of Angiosperms, Plant Ecology and Biodiversity</b>	17	17	17	17	1	1	1
<b>Plant Physiology and Metabolism</b>	17	17	17	16	1	1	0.941
<b>Cell Biology, Genetics &amp; Plant breeding</b>	17	17	17	16	1	1	0.941
<b>Plant Propagation -6A</b>	17	17	17	16	1	1	0.941
<b>Seed Technology-7A</b>	17	17	17	16	1	1	0.941

**I B.Sc CBMB Bot Paper- I &II CCAA Assessment Attainment**

PO's	Bot Paper I	PO Attainment	Weighed product	Bot Paper-II	PO Attainment	Weighed product
<b>PO1</b>	1.4	1	1.4	1.4	1	1.4
<b>PO2</b>	1.8	1	1.8	1.8	1	1.8
<b>PO3</b>	1.6	1	1.6	1.4	1	1.4
<b>PO4</b>	2	1	2	1.6	1	1.6
<b>PO5</b>	2	1	2	2	1	2

<b>PO6</b>	2	1	2	2	1	2
------------	---	---	---	---	---	---

**I B.Sc CBMB Bot Paper- I &II MSA( IA) Attainment**

<b>PO's</b>	<b>Bot Paper I</b>	<b>PO Attainment</b>	<b>Weighed product</b>	<b>Bot Paper-II</b>	<b>PO Attainment</b>	<b>Weighed product</b>
<b>PO1</b>	1.4	1	1.4	1.4	<b>1</b>	1.4
<b>PO2</b>	1.8	1	1.8	1.8	<b>1</b>	1.8
<b>PO3</b>	1.6	1	1.6	1.4	<b>1</b>	1.4
<b>PO4</b>	2	1	2	1.6	<b>1</b>	1.6
<b>PO5</b>	2	1	2	2	<b>1</b>	2
<b>PO6</b>	2	1	2	2	<b>1</b>	2

**I B.Sc CBMB Bot Paper- I &II FA Attainment**

<b>PO's</b>	<b>Bot Paper I</b>	<b>PO Attainment</b>	<b>Weighed product</b>	<b>Bot Paper-II</b>	<b>PO Attainment</b>	<b>Weighed product</b>
<b>PO1</b>	1.4	<b>0.954</b>	<b>1.335</b>	1.4	0.95	1.33
<b>PO2</b>	1.8	<b>0.954</b>	<b>1.717</b>	1.8	0.95	1.71
<b>PO3</b>	1.6	<b>0.954</b>	<b>1.526</b>	1.4	0.95	1.33
<b>PO4</b>	2	<b>0.954</b>	<b>1.908</b>	1.6	0.95	1.52
<b>PO5</b>	2	<b>0.954</b>	<b>1.908</b>	2	0.95	1.9
<b>PO6</b>	2	<b>0.954</b>	<b>1.908</b>	2	0.95	1.9

**II B.Sc CBMB Bot Paper- III, IV &V CCAA Assessment Attainment**

<b>PO's</b>	<b>Bot Paper III</b>	<b>PO Attainment</b>	<b>Weighed product</b>	<b>Bot Paper-IV</b>	<b>PO Attainment</b>	<b>Weighed product</b>	<b>Bot Paper-V</b>	<b>PO Attainment</b>	<b>Weighed product</b>
-------------	----------------------	----------------------	------------------------	---------------------	----------------------	------------------------	--------------------	----------------------	------------------------

									<b>uct</b>
<b>PO1</b>	<b>2</b>	<b>1</b>	<b>2</b>	<b>1.8</b>	<b>1</b>	<b>1.8</b>	<b>1.6</b>	<b>1</b>	<b>1.6</b>
<b>PO2</b>	<b>1.3</b>	<b>1</b>	<b>1.3</b>	<b>1.3</b>	<b>1</b>	<b>1.3</b>	<b>1.3</b>	<b>1</b>	<b>1.3</b>
<b>PO3</b>	<b>2.2</b>	<b>1</b>	<b>2.2</b>	<b>2</b>	<b>1</b>	<b>2</b>	<b>1.6</b>	<b>1</b>	<b>1.6</b>
<b>PO4</b>	<b>1.8</b>	<b>1</b>	<b>1.8</b>	<b>2.8</b>	<b>1</b>	<b>2.8</b>	<b>2.6</b>	<b>1</b>	<b>2.6</b>
<b>PO5</b>	<b>2</b>	<b>1</b>	<b>2</b>	<b>1.8</b>	<b>1</b>	<b>1.8</b>	<b>2.4</b>	<b>1</b>	<b>2.4</b>
<b>PO6</b>	<b>2</b>	<b>1</b>	<b>2</b>	<b>2</b>	<b>1</b>	<b>2</b>	<b>2.6</b>	<b>1</b>	<b>2.6</b>

**II B.Sc CBMB Bot Paper- III, IV &V MSA( IA) Attainment**

<b>PO's</b>	<b>Bot Paper III</b>	<b>PO Attainment</b>	<b>Weighed product</b>	<b>Bot Paper-IV</b>	<b>PO Attainment</b>	<b>Weighed product</b>	<b>Bot Paper-V</b>	<b>PO Attainment</b>	<b>Weighed product</b>
<b>PO1</b>	<b>2</b>	<b>1</b>	<b>2</b>	<b>1.8</b>	<b>1</b>	<b>1.8</b>	<b>1.6</b>	<b>1</b>	<b>1.6</b>
<b>PO2</b>	<b>1.3</b>	<b>1</b>	<b>1.3</b>	<b>1.3</b>	<b>1</b>	<b>1.3</b>	<b>1.3</b>	<b>1</b>	<b>1.3</b>
<b>PO3</b>	<b>2.2</b>	<b>1</b>	<b>2.2</b>	<b>2</b>	<b>1</b>	<b>2</b>	<b>1.6</b>	<b>1</b>	<b>1.6</b>
<b>PO4</b>	<b>1.8</b>	<b>1</b>	<b>1.8</b>	<b>2.8</b>	<b>1</b>	<b>2.8</b>	<b>2.6</b>	<b>1</b>	<b>2.6</b>
<b>PO5</b>	<b>2</b>	<b>1</b>	<b>2</b>	<b>1.8</b>	<b>1</b>	<b>1.8</b>	<b>2.4</b>	<b>1</b>	<b>2.4</b>
<b>PO6</b>	<b>2</b>	<b>1</b>	<b>2</b>	<b>2</b>	<b>1</b>	<b>2</b>	<b>2.6</b>	<b>1</b>	<b>2.6</b>

**II B.Sc CBMB Bot Paper- III, IV &V FA Attainment**

<b>PO's</b>	<b>Bot Paper III</b>	<b>PO Attainment</b>	<b>Weighed product</b>	<b>Bot Paper-IV</b>	<b>PO Attainment</b>	<b>Weighed product</b>	<b>Bot Paper-V</b>	<b>PO Attainment</b>	<b>Weighed product</b>
<b>PO1</b>	<b>2</b>	<b>1</b>	<b>2</b>	<b>1.8</b>	<b>0.941</b>	<b>1.6938</b>	<b>1.6</b>	<b>0.941</b>	<b>1.5056</b>
<b>PO2</b>	<b>1.3</b>	<b>1</b>	<b>1.3</b>	<b>1.3</b>	<b>0.941</b>	<b>1.2233</b>	<b>1.3</b>	<b>0.941</b>	<b>1.2233</b>
<b>PO3</b>	<b>2.2</b>	<b>1</b>	<b>2.2</b>	<b>2</b>	<b>0.941</b>	<b>1.882</b>	<b>1.6</b>	<b>0.941</b>	<b>1.5056</b>
<b>PO4</b>	<b>1.8</b>	<b>1</b>	<b>1.8</b>	<b>2.8</b>	<b>0.941</b>	<b>2.6348</b>	<b>2.6</b>	<b>0.941</b>	<b>2.4466</b>
<b>PO5</b>	<b>2</b>	<b>1</b>	<b>2</b>	<b>1.8</b>	<b>0.941</b>	<b>1.6938</b>	<b>2.4</b>	<b>0.941</b>	<b>2.2584</b>
<b>PO6</b>	<b>2</b>	<b>1</b>	<b>2</b>	<b>2</b>	<b>0.941</b>	<b>1.882</b>	<b>2.6</b>	<b>0.941</b>	<b>2.4466</b>

**III B.Sc CBMB Bot Paper -6A&7A (SEM-V) CCAA Assessment Attainment**

<b>PO's</b>	<b>Bot 6A</b>	<b>PO Attainment</b>	<b>Weighed product</b>	<b>Bot 7A</b>	<b>PO Attainment</b>	<b>Weighed product</b>
<b>PO1</b>	1.8	1	1.8	2.4	1	2.4
<b>PO2</b>	1.4	1	1.4	1.6	1	1.6
<b>PO3</b>	1.8	1	1.8	1.8	1	1.8
<b>PO4</b>	2.4	1	2.4	2.6	1	2.6
<b>PO5</b>	2.4	1	2.4	1.8	1	1.8
<b>PO6</b>	2.6	1	2.6	2	1	2

**III B.Sc CBMB Bot Paper -6A&7A (SEM-V) MSA( IA) Assessment Attainment**

<b>PO's</b>	<b>Bot 6A</b>	<b>PO Attainment</b>	<b>Weighed product</b>	<b>Bot 7A</b>	<b>PO Attainment</b>	<b>Weighed product</b>
<b>PO1</b>	1.8	<b>1</b>	1.8	2.4	<b>1</b>	2.4
<b>PO2</b>	1.4	<b>1</b>	1.4	1.6	<b>1</b>	1.6
<b>PO3</b>	1.8	<b>1</b>	1.8	1.8	<b>1</b>	1.8
<b>PO4</b>	2.4	<b>1</b>	2.4	2.6	<b>1</b>	2.6
<b>PO5</b>	2.4	<b>1</b>	2.4	1.8	<b>1</b>	1.8
<b>PO6</b>	2.6	<b>1</b>	2.6	2	<b>1</b>	2

**III B.Sc CBMB Bot Paper -6A&7A (SEM-V) FA Assessment Attainment**

<b>PO's</b>	<b>Bot 6A</b>	<b>PO Attainment</b>	<b>Weighed product</b>	<b>Bot 7A</b>	<b>PO Attainment</b>	<b>Weighed product</b>
<b>PO1</b>	1.8	0.941	1.6938	2.4	0.941	2.2584
<b>PO2</b>	1.4	0.941	1.3174	1.6	0.941	1.5056
<b>PO3</b>	1.8	0.941	1.6938	1.8	0.941	1.6938
<b>PO4</b>	2.4	0.941	2.2584	2.6	0.941	2.4466
<b>PO5</b>	2.4	0.941	2.2584	1.8	0.941	1.6938
<b>PO6</b>	2.6	0.941	2.4466	2	0.941	1.882



B.Sc CBMB SEM-V MSA( IA) Assessment Attainment																					
POs	Chem 6D	PO Attainment	Weighed product	Chem 7D	PO Attainment	Weighed product	Micro 6A	PO Attainment	Weighed product	Micro 7A	PO Attainment	Weighed product	Bot 6A	PO Attainment	Weighed product	Bot 7A	PO Attainment	Weighed product	Weighed Sum of Pos	Sum of Weighed product	Sum of Weighed product/Weighted Sum of POs
PO1	1.5	0.941	1.412	2.5	0.941	2.353	1.8	0.58	1.04	1	0.35	0.35	1.8	1	1.8	2.4	1	2.4	11	9.355	0.85045
PO2	3.25	0.941	3.058	2.75	0.941	2.588	0.8	0.58	0.46	1.6	0.35	0.56	1.4	1	1.4	1.6	1	1.6	11.4	9.666	0.84789
PO3	3.75	0.941	3.529	3.25	0.941	3.058	0.6	0.58	0.34	2	0.35	0.7	1.8	1	1.8	1.8	1	1.8	13.2	11.227	0.85053
PO4	0.25	0.941	0.235	1.5	0.941	1.412	2.6	0.58	1.5	2.4	0.35	0.84	2.4	1	2.4	2.6	1	2.6	11.75	8.987	0.76485
PO5	2	0.941	1.882	1.5	0.941	1.412	2.2	0.58	1.27	2	0.35	0.7	2.4	1	2.4	1.8	1	1.8	11.9	9.464	0.79529
PO6	1.75	0.941	1.647	2	0.941	1.882	3	0.58	1.74	2.6	0.35	0.91	2.6	1	2.6	2	1	2	13.95	10.779	0.77269

B.Sc CBMB SEM-V CCAA Assessment Attainment																					
POs	Chem 6D	PO Attainment	Weighed product	Chem 7D	PO Attainment	Weighed product	Micro 6A	PO Attainment	Weighed product	Micro 7A	PO Attainment	Weighed product	Bot 6A	PO Attainment	Weighed product	Bot 7A	PO Attainment	Weighed product	Weighed Sum of Pos	Sum of Weighed product	Sum of Weighed product/Weighted Sum of POs
PO1	1.5	1	1.5	2.5	1	2.5	1.8	0.64	1.14	1	0.64	0.64	1.8	1	1.8	2.4	1	2.4	11	9.98	0.90727
PO2	3.25	1	3.25	2.75	1	2.75	0.8	0.64	0.51	1.6	0.64	1.02	1.4	1	1.4	1.6	1	1.6	11.4	10.53	0.92368
PO3	3.75	1	3.75	3.25	1	3.25	0.6	0.64	0.38	2	0.64	1.28	1.8	1	1.8	1.8	1	1.8	13.2	12.26	0.92879
PO4	0.25	1	0.25	1.5	1	1.5	2.6	0.64	1.66	2.4	0.64	1.53	2.4	1	2.4	2.6	1	2.6	11.75	9.94	0.84596
PO5	2	1	2	1.5	1	1.5	2.2	0.64	1.4	2	0.64	1.28	2.4	1	2.4	1.8	1	1.8	11.9	10.38	0.87227
PO6	1.75	1	1.75	2	1	2	3	0.64	1.92	2.6	0.64	1.66	2.6	1	2.6	2	1	2	13.95	11.93	0.8552

B.Sc CBMB SEM-V FA Assessment Attainment																					
POs	Chem 6D	PO Attainment	Weighed product	Chem 7D	PO Attainment	Weighed product	Micro 6A	PO Attainment	Weighed product	Micro 7A	PO Attainment	Weighed product	Bot 6A	PO Attainment	Weighed product	Bot 7A	PO Attainment	Weighed product	Weighed Sum of Pos	Sum of Weighed product	Sum of Weighed product/Weighted Sum of POs
PO1	1.5	0.941	1.412	2.5	0.882	2.205	1.8	0.9	0.63	1	0.9	0.9	1.8	0.941	1.6938	2.4	0.941	2.2584	11	9.0992	0.8272
PO2	3.25	0.941	3.058	2.75	0.882	2.426	0.8	0.9	0.72	1.6	0.9	1.44	1.4	0.941	1.3174	1.6	0.941	1.5056	11.4	10.467	0.91816
PO3	3.75	0.941	3.529	3.25	0.882	2.867	0.6	0.9	0.54	2	0.9	1.8	1.8	0.941	1.6938	1.8	0.941	1.6938	13.2	12.124	0.91845

<b>PO4</b>	0.25	0.941	0.235	1.5	0.882	1.323	2.6	0.9	2.34	2.4	0.9	2.16	2.4	0.941	2.2584	2.6	0.941	2.4466	11.75	10.763	0.916
<b>PO5</b>	2	0.941	1.882	1.5	0.882	1.323	2.2	0.9	1.98	2	0.9	1.8	2.4	0.941	2.2584	1.8	0.941	1.6938	11.9	10.937	0.91909
<b>PO6</b>	1.75	0.941	1.647	2	0.882	1.764	3	0.9	2.7	2.6	0.9	2.34	2.6	0.941	2.4466	2	0.941	1.882	13.95	12.78	0.9161

**B.Sc CBMB SEM-IV MSA(IA) Assessment Attainment**

<b>POs</b>	Chem IV	PO Attainment	Weighted product	Chem V	PO Attainment	Weighted product	Micro IV	PO Attainment	Weighted product	Micro V	PO Attainment	Weighted product	Bot IV	PO Attainment	Weighted product	Bot V	PO Attainment	Weighted product	Weighted Sum of Pos	Sum of Weighted product	Sum of Weighted product/Weighted Sum of POs
<b>PO1</b>	2.5	0.941	2.353	2.25	0.824	1.854	1.4	0.7	0.98	1.8	0.41	0.73	1.8	1	1.8	1.6	1	1.6	11.35	9.317	0.82088
<b>PO2</b>	2.5	0.941	2.353	2.25	0.824	1.854	2.2	0.7	1.54	2.3	0.41	0.94	1.3	1	1.3	1.3	1	1.3	11.85	9.287	0.78371
<b>PO3</b>	2.75	0.941	2.588	1.25	0.824	1.03	2	0.7	1.4	1.8	0.41	0.73	2	1	2	1.6	1	1.6	11.4	9.348	0.82
<b>PO4</b>	2.25	0.941	2.112	3	0.824	2.472	2.4	0.7	1.68	2.8	0.41	1.14	2.8	1	2.8	2.6	1	2.6	15.85	12.804	0.80782
<b>PO5</b>	3	0.941	2.823	2	0.824	1.648	2.2	0.7	1.54	2.6	0.41	1.06	1.8	1	1.8	2.4	1	2.4	14	11.271	0.80507
<b>PO6</b>	2	0.941	1.882	1.75	0.824	1.442	2.4	0.7	1.68	1.8	0.41	0.73	2	1	2	2.6	1	2.6	12.55	10.334	0.82343

**B.Sc CBMB SEM-IV CCAA Assessment Attainment**

<b>POs</b>	Chem IV	PO Attainment	Weighted product	Chem V	PO Attainment	Weighted product	Micro IV	PO Attainment	Weighted product	Micro V	PO Attainment	Weighted product	Bot IV	PO Attainment	Weighted product	Bot V	PO Attainment	Weighted product	Weighted Sum of Pos	Sum of Weighted product	Sum of Weighted product/Weighted Sum of POs
<b>PO1</b>	2.5	1	2.5	2.25	1	2.25	1.4	0.82	1.14	1.8	0.58	1.04	1.8	1	1.8	1.6	1	1.6	11.35	10.33	0.91013
<b>PO2</b>	2.5	1	2.5	2.25	1	2.25	2.2	0.82	1.8	2.3	0.58	1.33	1.3	1	1.3	1.3	1	1.3	11.85	10.48	0.88439
<b>PO3</b>	2.75	1	2.75	1.25	1	1.25	2	0.82	1.64	1.8	0.58	1.04	2	1	2	1.6	1	1.6	11.4	10.28	0.90175
<b>PO4</b>	2.25	1	2.25	3	1	3	2.4	0.82	1.96	2.8	0.58	1.62	2.8	1	2.8	2.6	1	2.6	15.85	14.23	0.89779
<b>PO5</b>	3	1	3	2	1	2	2.2	0.82	1.8	2.6	0.58	1.5	1.8	1	1.8	2.4	1	2.4	14	12.5	0.89286
<b>PO6</b>	2	1	2	1.75	1	1.75	2.4	0.82	1.96	1.8	0.58	0.46	2	1	2	2.6	1	2.6	12.55	10.77	0.85817

**B.Sc CBMB SEM-IV FA Assessment Attainment**

<b>POs</b>	Chem IV	PO Attainment	Weighted product	Chem V	PO Attainment	Weighted product	Micro IV	PO Attainment	Weighted product	Micro V	PO Attainment	Weighted product	Bot IV	PO Attainment	Weighted product	Bot V	PO Attainment	Weighted product	Weighted Sum of Pos	Sum of Weighted product	Sum of Weighted product/Weighted Sum of POs
<b>PO1</b>	2.5	0.882	2.205	2.25	0.765	1.721	1.4	0.82	1.14	1.8	0.9	1.62	1.8	0.941	1.6938	1.6	0.941	1.5056	11.35	9.8854	0.87096
<b>PO2</b>	2.5	0.882	2.205	2.25	0.765	1.721	2.2	0.82	1.8	2.3	0.9	2.07	1.3	0.941	1.2233	1.3	0.941	1.2233	11.85	10.243	0.86435
<b>PO3</b>	2.75	0.882	2.423	1.25	0.765	0.956	2	0.82	1.64	1.8	0.9	1.62	2	0.941	1.882	1.6	0.941	1.5056	11.4	10.027	0.87953
<b>PO4</b>	2.25	0.882	1.985	3	0.765	2.295	2.4	0.82	1.96	2.8	0.9	2.52	2.8	0.941	2.6348	2.6	0.941	2.4466	15.85	13.841	0.87327

<b>PO5</b>	3	0.882	2.646	2	0.765	1.53	2.2	0.82	1.8	2.6	0.9	2.34	1.8	0.941	1.6938	2.4	0.941	2.2584	14	12.268	0.8763
<b>PO6</b>	2	0.882	1.764	1.75	0.765	1.339	2.4	0.82	1.96	1.8	0.9	1.62	2	0.941	1.882	2.6	0.941	2.4466	12.55	11.012	0.87742

**B.Sc CBMB SEM-III MSA(IA) Assessment Attainment**

<b>POs</b>	<b>Chem III</b>	<b>PO Attainment</b>	<b>Weighted product</b>	<b>Micro III</b>	<b>PO Attainment</b>	<b>Weighted product</b>	<b>Bot III</b>	<b>PO Attainment</b>	<b>Weighted product</b>	<b>Eng III</b>	<b>PO Attainment</b>	<b>Weighted product</b>	<b>Tel III</b>	<b>PO Attainment</b>	<b>Weighted product</b>	<b>Hin III</b>	<b>PO Attainment</b>	<b>Weighted product</b>	<b>San III</b>	<b>PO Attainment</b>	<b>Weighted product</b>	<b>Weighted Sum of Pos</b>	<b>Sum of Weighted product</b>	<b>Sum of Weighted product/ Weighted Sum of POs</b>
<b>PO1</b>	3	0.824	2.472	0.7	0.29	0.2	2	1	2	2.6	1	2.6	2.8	1	2.8	2.3	1	2.3	2	1	2	12.4	11.9	0.959677419
<b>PO2</b>	2.75	0.824	2.266	2.2	0.29	0.63	1.3	1	1.3	2.1	1	2.1	1	1	1	2	1	2	2.5	1	2.5	11.1	9.53	0.858558559
<b>PO3</b>	3	0.824	2.472	2.7	0.29	0.78	2.2	1	2.2	2.3	1	2.3	1	1	1	2.6	1	2.6	1.75	1	1.75	12.55	10.63	0.847011952
<b>PO4</b>	2.5	0.824	2.06	3	0.29	0.87	1.8	1	1.8	2.3	1	2.3	1.4	1	1.4	2.3	1	2.3	1.5	1	1.5	12.3	10.17	0.826829268
<b>PO5</b>	3	0.824	2.472	1.7	0.29	0.49	2	1	2	2.5	1	2.5	2.8	1	2.8	1.6	1	1.6	1	1	1	11.6	10.39	0.895689655
<b>PO6</b>	3	0.824	2.472	3	0.29	0.87	2	1	2	2.3	1	2.3	3	1	3	2	1	2	2	1	2	14.3	12.17	0.851048951

**B.Sc CBMB SEM-III CCAA Assessment Attainment**

<b>POs</b>	<b>Chem III</b>	<b>PO Attainment</b>	<b>Weighted product</b>	<b>Micro III</b>	<b>PO Attainment</b>	<b>Weighted product</b>	<b>Bot III</b>	<b>PO Attainment</b>	<b>Weighted product</b>	<b>Eng III</b>	<b>PO Attainment</b>	<b>Weighted product</b>	<b>Tel III</b>	<b>PO Attainment</b>	<b>Weighted product</b>	<b>Hin III</b>	<b>PO Attainment</b>	<b>Weighted product</b>	<b>San III</b>	<b>PO Attainment</b>	<b>Weighted product</b>	<b>Weighted Sum of Pos</b>	<b>Sum of Weighted product</b>	<b>Sum of Weighted product/ Weighted Sum of POs</b>
<b>PO1</b>	3	1	3	0.7	0.94	0.65	2	1	2	2.6	1	2.6	2.8	1	2.8	2.3	1	2.3	2	1	2	12.4	12.35	0.995967742
<b>PO2</b>	2.75	1	2.75	2.2	0.94	2.06	1.3	1	1.3	2.1	1	2.1	1	1	1	2	1	2	2.5	1	2.5	11.1	10.96	0.987387387
<b>PO3</b>	3	1	3	2.7	0.94	2.53	2.2	1	2.2	2.3	1	2.3	1	1	1	2.6	1	2.6	1.75	1	1.75	12.55	12.38	0.986454183
<b>PO4</b>	2.5	1	2.5	3	0.94	2.82	1.8	1	1.8	2.3	1	2.3	1.4	1	1.4	2.3	1	2.3	1.5	1	1.5	12.3	12.12	0.985365854
<b>PO5</b>	3	1	3	1.7	0.94	1.59	2	1	2	2.5	1	2.5	2.8	1	2.8	1.6	1	1.6	1	1	1	11.6	11.49	0.990517241
<b>PO6</b>	3	1	3	3	0.94	2.82	2	1	2	2.3	1	2.3	3	1	3	2	1	2	2	1	2	14.3	14.12	0.987412587

**B.Sc CBMB SEM-III FA Assessment Attainment**

<b>POs</b>	<b>Chem III</b>	<b>PO Attainment</b>	<b>Weighted product</b>	<b>Micro III</b>	<b>PO Attainment</b>	<b>Weighted product</b>	<b>Bot III</b>	<b>PO Attainment</b>	<b>Weighted product</b>	<b>Eng III</b>	<b>PO Attainment</b>	<b>Weighted product</b>	<b>Tel III</b>	<b>PO Attainment</b>	<b>Weighted product</b>	<b>Hin III</b>	<b>PO Attainment</b>	<b>Weighted product</b>	<b>San III</b>	<b>PO Attainment</b>	<b>Weighted product</b>	<b>Weighted Sum of Pos</b>	<b>Sum of Weighted product</b>	<b>Sum of Weighted product/ Weighted Sum of POs</b>
<b>PO1</b>	3	0.538	1.614	0.7	0.76	0.53	2	0.92	1.84	2.6	0.84	2.184	2.6	1	2.6	2.3	1	2.3	2	1	2	12.2	11.454	0.938852459
<b>PO2</b>	2.75	0.538	1.48	2.2	0.76	1.67	1.3	0.92	1.19	2.1	0.84	1.764	2.1	1	2.1	2	1	2	2.5	1	2.5	12.2	11.224	0.92
<b>PO3</b>	3	0.538	1.614	2.7	0.76	2.05	2.2	0.92	2.02	2.3	0.84	1.932	2.3	1	2.3	2.6	1	2.6	1.75	1	1.75	13.85	12.652	0.913501805
<b>PO4</b>	2.5	0.538	1.345	3	0.76	2.28	1.8	0.92	1.65	2.3	0.84	1.932	2.3	1	2.3	2.3	1	2.3	1.5	1	1.5	13.2	11.962	0.906212121
<b>PO5</b>	3	0.538	1.614	1.7	0.76	1.29	2	0.92	1.84	2.5	0.84	2.1	2.5	1	2.5	1.6	1	1.6	1	1	1	11.3	10.33	0.914159292
<b>PO6</b>	3	0.538	1.614	3	0.76	2.28	2	0.92	1.84	2.3	0.84	1.932	2.3	1	2.3	2	1	2	2	1	2	13.6	12.352	0.908235294

**B.Sc CBMB SEM-II MSA(IA) Assessment Attainment**

POs	Chem II	PO Attainment	Weighed product	Micro II	PO Attainment	Weighed product	Bot II	PO Attainment	Weighed product	Eng II	PO Attainment	Weighed product	Tel II	PO Attainment	Weighed product	Hin II	PO Attainment	Weighed product	San II	PO Attainment	Weighed product	Weighted Sum of Pos	Sum of Weighed product	Sum of Weighed product/ Weighted Sum of POs
PO1	2.25	0.95	2.138	0.6	0.85	0.51	1.4	1	1.4	2.3	1	2.3	2.8	1	2.8	2.5	1	2.5	2.5	1	2.5	12.1	12.01	0.992561983
PO2	2.5	0.95	2.375	2	0.85	1.7	1.8	1	1.8	2.3	1	2.3	2.2	1	2.2	2.3	1	2.3	2.5	1	2.5	13.1	12.8	0.977099237
PO3	2	0.95	1.9	1.3	0.85	1.1	1.4	1	1.4	2.1	1	2.1	1.2	1	1.2	2.5	1	2.5	1.75	1	1.75	10.25	10.05	0.980487805
PO4	1.75	0.95	1.663	3	0.85	2.55	1.6	1	1.6	2.1	1	2.1	1.8	1	1.8	2	1	2	1.5	1	1.5	12	11.55	0.9625
PO5	2.7	0.95	2.565	2.3	0.85	1.95	2	1	2	2.3	1	2.3	3	1	3	2.3	1	2.3	1	1	1	12.9	12.55	0.972868217
PO6	1.75	0.95	1.663	2.3	0.85	1.95	2	1	2	2.3	1	2.3	3	1	3	2	1	2	2	1	2	13.6	13.25	0.974264706

**B.Sc CBMB SEM-II CCAA Assessment Attainment**

POs	Chem II	PO Attainment	Weighed product	Micro II	PO Attainment	Weighed product	Bot II	PO Attainment	Weighed product	Eng II	PO Attainment	Weighed product	Tel II	PO Attainment	Weighed product	Hin II	PO Attainment	Weighed product	San II	PO Attainment	Weighed product	Weighted Sum of Pos	Sum of Weighed product	Sum of Weighed product/ Weighted Sum of POs
PO1	2.25	1	2.25	0.6	0.85	0.51	1.4	1	1.4	2.3	1	2.3	2.8	1	2.8	2.5	1	2.5	2.5	1	2.5	12.1	12.01	0.992561983
PO2	2.5	1	2.5	2	0.85	1.7	1.8	1	1.8	2.3	1	2.3	2.2	1	2.2	2.3	1	2.3	2.5	1	2.5	13.1	12.8	0.977099237
PO3	2	1	2	1.3	0.85	1.1	1.4	1	1.4	2.1	1	2.1	1.2	1	1.2	2.5	1	2.5	1.75	1	1.75	10.25	10.05	0.980487805
PO4	1.75	1	1.75	3	0.85	2.55	1.6	1	1.6	2.1	1	2.1	1.8	1	1.8	2	1	2	1.5	1	1.5	12	11.55	0.9625
PO5	2.7	1	2.7	2.3	0.85	1.95	2	1	2	2.3	1	2.3	3	1	3	2.3	1	2.3	1	1	1	12.9	12.55	0.972868217
PO6	1.75	1	1.75	2.3	0.85	1.95	2	1	2	2.3	1	2.3	3	1	3	2	1	2	2	1	2	13.6	13.25	0.974264706

**B.Sc CBMB SEM-II FA Assessment Attainment**

POs	Chem II	PO Attainment	Weighed product	Micro II	PO Attainment	Weighed product	Bot II	PO Attainment	Weighed product	Eng II	PO Attainment	Weighed product	Tel II	PO Attainment	Weighed product	Hin II	PO Attainment	Weighed product	San II	PO Attainment	Weighed product	Weighted Sum of Pos	Sum of Weighed product	Sum of Weighed product/ Weighted Sum of POs
PO1	2.25	0.75	1.688	0.6	0.8	0.48	1.4	0.95	1.33	2.3	0.8	1.84	2.3	1	2.3	2.5	1	2.5	2.5	1	2.5	11.6	10.95	0.943965517
PO2	2.5	0.75	1.875	2	0.8	1.6	1.8	0.95	1.71	2.3	0.8	1.84	2.3	1	2.3	2.3	1	2.3	2.3	1	2.3	#####	12.05	#VALUE!
PO3	2	0.75	1.5	1.3	0.8	1.04	1.4	0.95	1.33	2.1	0.8	1.68	2.1	1	2.1	2.5	1	2.5	2.5	1	2.5	11.9	11.15	0.93697479
PO4	1.75	0.75	1.313	3	0.8	2.4	1.6	0.95	1.52	2.1	0.8	1.68	2.1	1	2.1	2	1	2	2	1	2	12.8	11.7	0.9140625
PO5	2.7	0.75	2.025	2.3	0.8	1.84	2	0.95	1.9	2.3	0.8	1.84	2.3	1	2.3	2.3	1	2.3	2.3	1	2.3	13.5	12.48	0.924444444
PO6	1.75	0.75	1.313	2.3	0.8	1.84	2	0.95	1.9	2.3	1	2.3	2.3	1	2.3	2	1	2	2	1	2	12.9	12.34	0.956589147

**B.Sc CBMB SEM-I MSA( IA) Assessment Attainment**

POs	Chem I	PO Attainment	Weighed product	Micro I	PO Attainment	Weighed product	Bot I	PO Attainment	Weighed product	Eng I	PO Attainment	Weighed product	Tel I	PO Attainment	Weighed product	Hin I	PO Attainment	Weighed product	San I	PO Attainment	Weighed product	Weighted Sum of Pos	Sum of Weighed product	Sum of Weighed product/ Weighted Sum of POs
PO1	1.66	0.957	1.589	1.3	0.86	1.11	1.4	1	1.4	2.6	1	2.6	2.6	1	2.6	2.6	1	2.6	2.75	1	2.75	13.25	13.06	0.985660377


<b>PO2</b>	2.33	0.957	2.23	2.3	0.86	1.97	1.8	1	1.8	2.5	1	2.5	2.2	1	2.2	2.5	1	2.5	1.25	1	1.25	12.55	12.22	0.973705179
<b>PO3</b>	2.66	0.957	2.546	2	0.86	1.72	1.6	1	1.6	2.5	1	2.5	1.8	1	1.8	2.6	1	2.6	1.5	1	1.5	12	11.72	0.976666667
<b>PO4</b>	0.66	0.957	0.632	2.6	0.86	2.23	2	1	2	2.5	1	2.5	2.8	1	2.8	2.6	1	2.6	2.5	1	2.5	15	14.63	0.975333333
<b>PO5</b>	2.66	0.957	2.546	2	0.86	1.72	2	1	2	2.3	1	2.3	3	1	3	2.3	1	2.3	1	1	1	12.6	12.32	0.977777778
<b>PO6</b>	2.66	0.957	2.546	2.3	0.86	1.97	2	1	2	2.6	1	2.6	3	1	3	2.6	1	2.6	2	1	2	14.5	14.17	0.977241379

**B.Sc CBMB TM SEM-I CCAA Assessment Attainment**

<b>POs</b>	<b>Chem I</b>	<b>PO Attainment</b>	<b>Weighed product</b>	<b>Micro I</b>	<b>PO Attainment</b>	<b>Weighed product</b>	<b>Bot I</b>	<b>PO Attainment</b>	<b>Weighed product</b>	<b>Eng I</b>	<b>PO Attainment</b>	<b>Weighed product</b>	<b>Tel I</b>	<b>PO Attainment</b>	<b>Weighed product</b>	<b>Hin I</b>	<b>PO Attainment</b>	<b>Weighed product</b>	<b>San I</b>	<b>PO Attainment</b>	<b>Weighed product</b>	<b>Weighted Sum of Pos</b>	<b>Sum of Weighed product</b>	<b>Sum of Weighed product/ Weighted Sum of POs</b>
<b>PO1</b>	1.66	1	1.66	1.3	1	1.3	1.4	1	1.4	2.6	1	2.6	2.6	1	2.6	2.6	1	2.6	2.75	1	2.75	13.25	13.25	1
<b>PO2</b>	2.33	1	2.33	2.3	1	2.3	1.8	1	1.8	2.5	1	2.5	2.2	1	2.2	2.5	1	2.5	1.25	1	1.25	12.55	12.55	1
<b>PO3</b>	2.66	1	2.66	2	1	2	1.6	1	1.6	2.5	1	2.5	1.8	1	1.8	2.6	1	2.6	1.5	1	1.5	12	12	1
<b>PO4</b>	0.66	1	0.66	2.6	1	2.6	2	1	2	2.5	1	2.5	2.8	1	2.8	2.6	1	2.6	2.5	1	2.5	15	15	1
<b>PO5</b>	2.66	1	2.66	2	1	2	2	1	2	2.3	1	2.3	3	1	3	2.3	1	2.3	1	1	1	12.6	12.6	1
<b>PO6</b>	2.66	1	2.66	2.3	1	2.3	2	1	2	2.6	1	2.6	3	1	3	2.6	1	2.6	2	1	2	14.5	14.5	1

**B.Sc CBMB SEM-I FA Assessment Attainment**

<b>POs</b>	<b>Chem I</b>	<b>PO Attainment</b>	<b>Weighed product</b>	<b>Micro I</b>	<b>PO Attainment</b>	<b>Weighed product</b>	<b>Bot I</b>	<b>PO Attainment</b>	<b>Weighed product</b>	<b>Eng I</b>	<b>PO Attainment</b>	<b>Weighed product</b>	<b>Tel I</b>	<b>PO Attainment</b>	<b>Weighed product</b>	<b>Hin I</b>	<b>PO Attainment</b>	<b>Weighed product</b>	<b>San I</b>	<b>PO Attainment</b>	<b>Weighed product</b>	<b>Weighted Sum of Pos</b>	<b>Sum of Weighed product</b>	<b>Sum of Weighed product/ Weighted Sum of POs</b>
<b>PO1</b>	1.66	0.739	1.227	1.3	0.65	0.84	1.4	0.954	1.335	2.6	0.8	2.08	2.6	0.82	2.13	2.6	1	2.6	2.75	1	2.75	13.25	11.735	0.885660377
<b>PO2</b>	2.33	0.739	1.722	2.3	0.65	1.49	1.8	0.954	1.717	2.5	0.8	2	2.5	0.82	2.05	2.5	1	2.5	1.25	1	1.25	12.85	11.007	0.856575875
<b>PO3</b>	2.66	0.739	1.966	2	0.65	1.3	1.6	0.954	1.526	2.5	0.8	2	2.5	0.82	2.05	2.6	1	2.6	1.5	1	1.5	12.7	10.976	0.864251969
<b>PO4</b>	0.66	0.739	0.488	2.6	0.65	1.69	2	0.954	1.908	2.5	0.8	2	2.5	0.82	2.05	2.6	1	2.6	2.5	1	2.5	14.7	12.748	0.867210884
<b>PO5</b>	2.66	0.739	1.966	2	0.65	1.3	2	0.954	1.908	2.3	0.8	1.84	2.3	0.82	1.88	2.3	1	2.3	1	1	1	11.9	10.228	0.859495798
<b>PO6</b>	2.66	0.739	1.966	2.3	0.65	1.49	2	0.954	1.908	2.6	0.8	2.08	2.6	0.82	2.13	2.6	1	2.6	2	1	2	14.1	12.208	0.865815603

  
 PRINCIPAL  
 A.S.D. GOVT. DEGREE COLLEGE (W)  
 AUTONOMOUS  
 KAKINADA









**A.S.D Government Degree College for Women(A),Kakinada**  
**DEPARTMENT OF HOME SCIENCE**  
**PO and CO Mapping and Attainment 2021-22 admitted batch**

**SEMESTER - I**

**HSC-101 – Basic Nutrition (BN)**

<b>COs</b>	<b>PO1</b>	<b>PO2</b>	<b>PO3</b>	<b>PO4</b>	<b>PO5</b>	<b>PO6</b>
CO1	3	2	2	2	2	2
CO2	3	2	3	3	3	2
CO3	3	2	2	3	3	2
CO4	3	2	2	3	2	2
CO5	3	2	2	2	2	3
CO6	2	2	3	2	3	2
Average	2.83	2	2.33	2.5	2.5	2.16

**HSC-102 – General Psychology (G.Psy)**

<b>COs</b>	<b>PO1</b>	<b>PO2</b>	<b>PO3</b>	<b>PO4</b>	<b>PO5</b>	<b>PO6</b>
CO1	3	2	2	3	2	2
CO2	2	3	2	2	3	2
CO3	2	3	2	2	2	3
CO4	2	2	3	3	2	2
CO5	2	2	3	2	3	2
CO6	2	2	2	3	2	3
Average	2.16	2.33	2.33	2.5	2.33	2.33

**HSC-103– Fundamentals of Textiles (F.Text)**

<b>COs</b>	<b>PO1</b>	<b>PO2</b>	<b>PO3</b>	<b>PO4</b>	<b>PO5</b>	<b>PO6</b>
CO1	3	2	2	3	2	2
CO2	2	3	2	2	3	2
CO3	2	2	3	3	3	2
CO4	2	2	2	2	3	2
CO5	2	2	2	3	2	2
CO6	2	3	3	2	3	2
Average	2.16	2.33	2.33	2.5	2.66	2.0

**Cos attainment Targets at Course level:**

<b>Course Evaluation</b>	<b>Levels of Assessment</b>	<b>Target Fixed</b>	<b>Attainment Level</b>
CIA (25 Marks)	MSA 15 Marks (Mid)	$\geq 7$ Marks	1 otherwise zero
	CCAA 10 Marks (Assignment and Seminars)	$\geq 8$ Marks	1 otherwise zero
SEE (75 Marks)	FA	$\geq 26$ Marks	1 otherwise zero

**Attainment level of each course in Sem 1**

Courses	No of students attended	No of students attained			CO_MSA	CO_CCAA	CO_FA
		MSA	CCAA	FA			
Eng	28	28	28	27	1	1	0.96
San	10	10	10	8	1	1	0.80
Tel	15	15	15	14	1	1	0.93
Hin	3	3	3	3	1	1	1
BN	28	28	28	23	1	1	0.82
G. Psy	28	28	28	24	1	1	0.85
F. Tex	28	28	28	26	1	1	0.92

**MSA attainment sem I**

POs	EN G	P O A	WP	T E L	PO A	WP	SA N	PO A	W P	HI N	PO A	W P	BN	POA	WP	G. Psy	POA	WP	F. Tex	PO A	WP	SW	WS	WA	% of attainme nt
PO1	2.6	0. 9 6	2.6	2. 5	0.9 3	2.5	2. 4	0.8 0	2. 4	2.6	1	2.6	2.8	1	2.8	2.2	1	2.2	2.2	1	2.2	17. 3	16. 64 5	0.96	96
PO2	2.5	0. 9 6	2.5	2. 0	0.9 3	2.0	2. 2	0.8 0	2. 2	2.5	1	2.5	2.0	1	2.0	2.3	1	2.3	2.3	1	2.3	15. 8	15. 22	0.96	96
PO3	2.5	0. 9 6	2.5	2. 1	0.9 3	2.1	2. 4	0.8 0	2. 4	2.6	1	2.6	2.3	1	2.3	2.3	1	2.3	2.3	1	2.3	16. 5	15. 87 3	0.96	96
PO4	2.5	0. 9 6	2.5	2. 5	0.9 3	2.5	2. 5	0.8 0	2. 5	2.6	1	2.6	2.5	1	2.5	2.5	1	2.5	2.5	1	2.5	17. 6	16. 92 5	0.96	96
PO5	2.3	0. 9 6	2.3	2. 3	0.9 3	2.3	2. 2	0.8 0	2. 2	2.3	1	2.3	2.5	1	2.5	2.3	1	2.3	2.7	1	2.7	16. 6	15. 99 9	0.96	96
PO6	2.6	0. 9 6	2.6	1. 6	0.9 3	1.6	2. 5	0.8 0	2. 5	2.6	1	2.6	2.2	1	2.2	2.3	1	2.3	2.0	1	2.0	15. 8	15. 18 8	0.96	96

CCAA Attainment Sem I

POs	EN G	P O A	WP	T E L	PO A	WP	SA N	PO A	W P	HI N	PO A	W P	B N	POA	W P	G. Ps y	POA	W P	F. Tex	PO A	W P	S W	W S	WA	% of attainme nt
PO1	2.6	1	2.6	2.5	1	2.5	2.4	1	2.4	2.6	1	2.6	2.8	1	2.8	2.2	1	2.2	2.2	1	2.2	17.3	17.3	1.00	100
PO2	2.5	1	2.5	2.0	1	2.0	2.2	1	2.2	2.5	1	2.5	2.0	1	2.0	2.3	1	2.3	2.3	1	2.3	13.8	13.8	1.00	100
PO3	2.5	1	2.5	2.1	1	2.1	2.4	1	2.4	2.6	1	2.6	2.3	1	2.3	2.3	1	2.3	2.3	1	2.3	2	2	1.00	100
PO4	2.5	1	2.5	2.5	1	2.5	2.5	1	2.5	2.6	1	2.6	2.5	1	2.5	2.5	1	2.5	2.5	1	2.5	16.5	16.5	1.00	100
PO5	2.3	1	2.3	2.3	1	2.3	2.2	1	2.2	2.3	1	2.3	2.5	1	2.5	2.3	1	2.3	2.7	1	2.7	17.6	17.6	1.00	100
PO6	2.6	1	2.6	1.6	1	1.6	2.5	1	2.5	2.6	1	2.6	2.2	1	2.2	2.3	1	2.3	2.0	1	2.0	16.6	16.6	1.00	100

**FA Attainment Sem I**

POs	EN G	P O A	WP	T E L	PO A	WP	SA N	PO A	W P	HI N	PO A	W P	B N	PO A	W P	G. Ps y	PO A	W P	F. Te x	PO A	W P	S W	W S	W A	% of attai nme nt
PO1	2.6	0. 96	2.5	2. 5	0.9 3	2.3	2.4	0.8	1.9	2.6	1	2.6	2.8	0.82	2.3	2.2	0.85	1.9	2.2	0.92	2. 0	17. 3	15. 5	0.9 0	90
PO2	2.5	0. 96	2.4	2	0.9 3	1.9	2.2	0.8	1.8	2.5	1	2.5	2.0	0.82	1.6	2.3	0.85	2.0	2.3	0.92	2. 1	15. 8	14. 3	0.9 1	91
PO3	2.5	0. 96	2.4	2. 1	0.9 3	2.0	2.4	0.8	1.9	2.6	1	2.6	2.3	0.82	1.9	2.3	0.85	2.0	2.3	0.92	2. 1	16. 5	14. 9	0.9 0	90
PO4	2.5	0. 96	2.4	2. 5	0.9 3	2.3	2.5	0.8	2.0	2.6	1	2.6	2.5	0.82	2.1	2.5	0.85	2.1	2.5	0.92	2. 3	17. 6	15. 8	0.9 0	90
PO5	2.3	0. 96	2.2	2. 3	0.9 3	2.1	2.2	0.8	1.8	2.3	1	2.3	2.5	0.82	2.1	2.3	0.85	2.0	2.7	0.92	2. 5	16. 6	15	0.9 0	90
PO6	2.6	0. 96	2.5	1. 6	0.9 3	1.5	2.5	0.8	2.0	2.6	1	2.6	2.2	0.82	1.8	2.3	0.85	2.0	2.0	0.92	1. 8	15. 8	14. 2	0.9 0	90

## SEMESTER – II

### HSC-201 – Introduction to Food Science (IFS)

<b>Cos</b>	<b>PO1</b>	<b>PO2</b>	<b>PO3</b>	<b>PO4</b>	<b>PO5</b>	<b>PO6</b>
CO1	3	2	3	2	2	2
CO2	2	3	3	2	2	2
CO3	2	2	3	2	3	2
CO4	2	2	3	3	2	2
CO5	3	2	3	3	3	2
CO6	3	2	3	2	3	3
Average	2.5	2.16	3.0	2.33	2.5	2.16

### HSC-202 – Housing for Better Living (HBL)

<b>Cos</b>	<b>PO1</b>	<b>PO2</b>	<b>PO3</b>	<b>PO4</b>	<b>PO5</b>	<b>PO6</b>
CO1	3	2	3	2	2	2
CO2	2	3	3	2	3	2
CO3	2	2	3	3	2	2
CO4	2	2	3	3	3	2
CO5	2	2	3	2	3	2
CO6	2	2	3	2	2	3
Average	2.2	2.2	3	2.3	2.5	2.2

**HSC- 203 – Fundamentals of Home Science Extension (FHSE)**

<b>Cos</b>	<b>PO1</b>	<b>PO2</b>	<b>PO3</b>	<b>PO4</b>	<b>PO5</b>	<b>PO6</b>
CO1	3	2	3	3	2	2
CO2	2	3	3	3	2	2
CO3	2	2	3	2	3	2
CO4	2	2	3	3	3	2
CO5	2	2	3	2	3	2
CO6	2	2	3	2	3	3
Average	2.2	2.2	3.0	2.5	2.7	2.2

**Cos attainment Targets at Course level:**

<b>Course Evaluation</b>	<b>Levels of Assessment</b>	<b>Target Fixed</b>	<b>Attainment Level</b>
CIA (25 Marks)	MSA 15 Marks (Mid)	$\geq 7$ Marks	1 otherwise zero
	CCAA 10 Marks (Assignment and Seminars)	$\geq 8$ Marks	1 otherwise zero
SEE (75 Marks)	FA	$\geq 26$ Marks	1 otherwise zero



**Attainment level of each course in Sem II:**

Courses	No of students attended	No of students attained			CO_MSA	CO_CCAA	CO_FA
		MSA	CCAA	FA			
Eng	25	25	25	25	1	1	1
SAN	8	8	8	8	1	1	1
TEL	14	14	14	14	1	1	1
HIN	3	3	3	3	1	1	1
IFS	25	25	25	23	1	1	0.92
HBL	25	25	25	11	1	1	0.44
FHSE	25	25	25	24	1	1	0.96

MSA Attainment

POs	EN G	PO A	WP	TEL	PO A	WP	SAN N	PO A	WP	Hin	PO A	WP	IFS	PO A	WP	HBL	PO A	WP	FHS E	PO A	WP	S W	W S	WA	% of attain ment
PO1	2. 3	1	2. 3	2 .1	1	2 .1	2. 4	1	2. 4	2.5	1	2.5	2.5	1	2.5	2.2	1	2.2	2.2	1	2.2	16. 2	16. 2	1.00	100
PO2	2. 3	1	2. 3	2 .5	1	2 .5	2. 2	1	2. 2	2.3	1	2.3	2.2	1	2.2	2.2	1	2.2	2.2	1	2.2	15. 9	15. 9	1.00	100
PO3	2. 1	1	2. 1	2 .5	1	2 .5	2. 4	1	2. 4	2.5	1	2.5	3.0	1	3.0	3.0	1	3.0	3.0	1	3.0	18. 5	18. 5	1.00	100
PO4	2. 1	1	2. 1	2 .3	1	2 .3	2, 5	1	2, 5	2	1	2	2.3	1	2.3	2.3	1	2.3	2.5	1	2.5	18. 5	16	0.86	86
PO5	2. 3	1	2. 3	2 .0	1	2 .0	2. 2	1	2. 2	2.3	1	2.3	2.5	1	2.5	2.5	1	2.5	2.7	1	2.7	16. 5	16. 5	1.00	100
PO6	2. 3	1	2. 3	1 .6	1	1 .6	2. 5	1	2. 5	2	1	2	2.2	1	2.2	2.2	1	2.2	2.2	1	2.2	15	15	1.00	100

CCAA Attainment

POs	EN G	PO A	WP P	TE L	PO A	WP P	SA N	PO A	WP P	Hin	PO A	WP	IFS	PO A	WP	HBL	PO A	WP	FHS E	PO A	WP P	S W	W S	WA	% of attain ment
PO1	2. 3	1	2. 3	2 .1	1	2 .1	2. 4	1	2. 4	2.5	1	2.5	2.5	1	2.5	2.2	1	2.2	2.2	1	2.2	16. 2	16. 2	1.00	100
PO2	2. 3	1	2. 3	2 .5	1	2 .5	2. 2	1	2. 2	2.3	1	2.3	2.2	1	2.2	2.2	1	2.2	2.2	1	2.2	15. 9	15. 9	1.00	100
PO3	2. 1	1	2. 1	2 .5	1	2 .5	2. 4	1	2. 4	2.5	1	2.5	3.0	1	3.0	3.0	1	3.0	3.0	1	3.0	18. 5	18. 5	1.00	100
PO4	2. 1	1	2. 1	2 .3	1	2 .3	2, 5	1	2, 5	2	1	2	2.3	1	2.3	2.3	1	2.3	2.5	1	2.5	18. 5	16	0.86	86
PO5	2. 3	1	2. 3	2 .0	1	2 .0	2. 2	1	2. 2	2.3	1	2.3	2.5	1	2.5	2.5	1	2.5	2.7	1	2.7	16. 5	16. 5	1.00	100
PO6	2. 3	1	2. 3	1 .6	1	1 .6	2. 5	1	2. 5	2	1	2	2.2	1	2.2	2.2	1	2.2	2.2	1	2.2	15	15	1.00	100

FA Attainment

POs	EN G	PO A	WP P	TE L	PO A	WP P	SA N	PO A	WP P	Hin	PO A	WP	IFS	PO A	WP	HBL	PO A	WP	FHS E	PO A	WP P	S W	W S	WA	% of attain ment
PO1	2.3	1	2.3	2.1	1	2.1	2.4	1	2.4	2.5	1	2.5	2.5	0.92	2.3	2.2	0.44	1.0	2.2	0.96	2.1	16.2	14.7	0.91	91
PO2	2.3	1	2.3	2.5	1	2.5	2.2	1	2.2	2.3	1	2.3	2.2	0.92	2.0	2.2	0.44	1.0	2.2	0.96	2.1	15.9	14.4	0.91	91
PO3	2.1	1	2.1	2.5	1	2.5	2.4	1	2.4	2.5	1	2.5	3.0	0.92	2.8	3.0	0.44	1.3	3.0	0.96	2.9	18.5	16.5	0.89	89
PO4	2.1	1	2.1	2.3	1	2.3	2,5	1	2,5	2	1	2	2.3	0.92	2.1	2.3	0.44	1.0	2.5	0.96	2.4	18.4	14.4	0.78	78
PO5	2.3	1	2.3	2.0	1	2.0	2.2	1	2.2	2.3	1	2.3	2.5	0.92	2.3	2.5	0.44	1.0	2.7	0.96	2.6	16.5	14.7	0.89	89
PO6	2.3	1	2.3	1.6	1	1.6	2.5	1	2.5	2	1	2	2.2	0.92	2.0	2.2	0.44	1.0	2.2	0.96	2.1	15	13.5	0.90	90

### SEMESTER – III

#### H.SC 301: Family & Community Nutrition (FCN)

<b>Cos</b>	<b>PO1</b>	<b>PO2</b>	<b>PO3</b>	<b>PO4</b>	<b>PO5</b>	<b>PO6</b>
CO1	3	2	3	3	2	2
CO2	3	2	3	3	2	2
CO3	2	2	3	2	3	2
CO4	2	2	3	3	3	2
CO5	2	2	3	2	3	3
CO6	2	2	3	2	3	3
Average	2.3	2.0	3.0	2.5	2.7	2.3

#### H.SC 302: Principles of Garment Construction (PGC))

<b>Cos</b>	<b>PO1</b>	<b>PO2</b>	<b>PO3</b>	<b>PO4</b>	<b>PO5</b>	<b>PO6</b>
CO1	3	2	3	2	2	2
CO2	3	2	3	3	2	2
CO3	2	2	3	2	3	2
CO4	2	2	3	3	3	2
CO5	2	2	3	2	3	3
CO6	2	2	3	2	3	3
Average	2.3	2.0	3.0	2.3	2.7	2.3

### H.SC 303: Child Development (CD)

<b>Cos</b>	<b>PO1</b>	<b>PO2</b>	<b>PO3</b>	<b>PO4</b>	<b>PO5</b>	<b>PO6</b>
CO1	3	2	3	2	2	2
CO2	2	3	3	3	2	2
CO3	2	2	3	3	3	2
CO4	2	2	3	2	3	2
CO5	2	2	3	2	3	2
CO6	2	2	3	2	3	3
Average	2.2	2.2	3.0	2.3	2.7	2.2

### Cos attainment Targets at Course level:

<b>Course Evaluation</b>	<b>Levels of Assessment</b>	<b>Target Fixed</b>	<b>Attainment Level</b>
CIA (25 Marks)	MSA 15 Marks (Mid)	$\geq 7$ Marks	1 otherwise zero
	CCAA 10 Marks (Assignment and Seminars)	$\geq 8$ Marks	1 otherwise zero
SEE (75 Marks)	FA	$\geq 26$ Marks	1 otherwise zero

**Attainment level of each course in Sem III:**

Courses	No of students attended	No of students attained			CO_DA	CO_CCAA	CO_FA
		MSA	CCAA	FA			
Eng	23	23	23	23	1	1	1
San	6	6	6	6	1	1	1
Tel	14	14	14	14	1	1	1
Hin	3	3	3	3	1	1	1
FCN	23	23	23	22	1	0.95	0.95
PGC	23	23	23	23	1	1	1
CD	23	21	21	23	0.91	1	1

**MSA Assessment Attainment Sem III**

POs	Eng	POA	WP	Tel	POA	WP	San	POA	WP	Hi	POA	WP	FCN	POA	WP	PGC	POA	WP	C	POA	WP	S	W	W	W	% of attainment
PO1	2.6	1	2.6	2.1	0.62	1.3	2.4	0.77	1.8	2.3	1	2.3	2.3	1	2.3	2.3	1	2.3	2.2	0.91	2.0	16.2	14.6	0.90	90	
PO2	2.1	1	2.1	2.5	0.62	1.6	2.2	0.77	1.7	2	1	2	2.0	1	2.0	2.0	1	2.0	2.2	0.91	2.0	15	13.4	0.89	89	
PO3	2.3	1	2.3	2.5	0.62	1.6	2.4	0.77	1.8	2.6	1	2.6	3.0	1	3.0	3.0	1	3.0	3.0	0.91	2.7	18.8	17	0.90	90	
PO4	2.3	1	2.3	2.3	0.62	1.4	2.5	0.77	1.9	2.3	1	2.3	2.5	1	2.5	2.3	1	2.3	2.3	0.91	2.1	18.6	14.8	0.80	80	
PO5	2.5	1	2.5	2.0	0.62	1.2	2.2	0.77	1.7	1.6	1	1.6	2.7	1	2.7	2.7	1	2.7	2.7	0.91	2.5	16.4	14.9	0.91	91	
	2.3	1	2.3	1.6	0.62	1.0	2.5	0.77	1.9	2	1	2	2.3	1	2.3	2.3	1	2.3	2.2	0.91	2.0	15.2	13.8	0.91	91	
		POA:PO Attainment      WP: Weighted Product      SW: Sum of weights      WS: Weighted Sum      Weighted Average																								



CCAA Assessment Attainment Sem III																									
POs	Eng	POA	WP	Tel	POA	WP	San	POA	WP	Hi	POA	WP	FCN	POA	WP	PGC	POA	WP	C	POA	WP	SW	WS	WA	% of attainment
PO1	2.6	1	2.6	2.1	0.62	1.3	2.4	0.77	1.8	2.3	1	2.3	2.3	1	2.3	2.3	1	2.3	2.2	0.91	2.0	16.2	14.6	0.90	90
PO2	2.1	1	2.1	2.5	0.62	1.6	2.2	0.77	1.7	2	1	2	2.0	1	2.0	2.0	1	2.0	2.2	0.91	2.0	15	13.4	0.89	89
PO3	2.3	1	2.3	2.5	0.62	1.6	2.4	0.77	1.8	2.6	1	2.6	3.0	1	3.0	3.0	1	3.0	3.0	0.91	2.7	18.8	17	0.90	90
PO4	2.3	1	2.3	2.3	0.62	1.4	2.5	0.77	1.9	2.3	1	2.3	2.5	1	2.5	2.3	1	2.3	2.3	0.91	2.1	18.6	14.8	0.80	80
PO5	2.5	1	2.5	2.0	0.62	1.2	2.2	0.77	1.7	1.6	1	1.6	2.7	1	2.7	2.7	1	2.7	2.7	0.91	2.5	16.4	14.9	0.91	91
	2.3	1	2.3	1.6	0.62	1.0	2.5	0.77	1.9	2	1	2	2.3	1	2.3	2.3	1	2.3	2.2	0.91	2.0	15.2	13.8	0.91	91
POA:PO Attainment      WP: Weighted Product      SW: Sum of weights      WS: Weighted Sum      Weighted Average																									

**FA Attainment Sem III**

POs	Eng	POA	WP	Tel	POA	WP	San	POA	WP	Hin	POA	WP	FCN	POA	WP	PGC	POA	WP	C	POA	WP	SW	WS	WA	% of attainment	
PO1	2.6	1	2.6	2.1	0.62	1.3	2.4	0.77	1.8	2.3	1.3	2.3	2.3	0.95	2.2	2.3	1	2.3	2.2	1	2.2	16.2	14.7	0.91	91	
PO2	2.1	1	2.1	2.5	0.62	1.6	2.2	0.77	1.7	2	1.2	2	2.0	0.95	1.9	2.0	1	2.0	2.2	1	2.2	15.5	13.5	0.90	90	
PO3	2.3	1	2.3	2.5	0.62	1.6	2.4	0.77	1.8	2.6	1.6	2.6	3.0	0.95	2.9	3.0	1	3.0	3.0	1	3.0	18.8	17.2	0.91	91	
PO4	2.3	1	2.3	2.3	0.62	1.4	2.5	0.77	1.9	2.3	1.3	2.3	2.5	0.95	2.4	2.3	1	2.3	2.3	1	2.3	16.5	14.9	0.90	90	
PO5	2.5	1	2.5	2.0	0.62	1.2	2.2	0.77	1.7	1.6	1.6	1.6	2.7	0.95	2.6	2.7	1	2.7	2.7	1	2.7	16.4	15.1	0.91	91	
	2.3	1	2.3	1.6	0.62	1.0	2.5	0.77	1.9	2	1.2	2	2.3	0.95	2.2	2.3	1	2.3	2.2	1	2.2	15.2	13.9	0.91	91	
		POA:PO Attainment      WP: Weighted Product    SW: Sum of weights    WS: Weighted Sum    Weighted Average																								

## SEMESTER - IV

### HSC 401: Therapeutic Nutrition (TN)

COs	PO1	PO2	PO3	PO4	PO5	PO6
CO1	3	2	3	3	2	2
CO2	3	3	2	3	2	2
CO3	2	2	3	3	3	2
CO4	2	2	3	3	3	2
CO5	2	2	3	2	3	3
CO6	2	2	3	2	3	3
Average	2.3	2.2	2.8	2.7	2.7	2.3

### HSC 402: Fabric Construction & Apparel Care (FCAC)

COs	PO1	PO2	PO3	PO4	PO5	PO6
CO1	3	2	3	2	2	2
CO2	3	2	3	3	2	2
CO3	2	3	3	2	3	2
CO4	2	2	3	3	3	2
CO5	2	2	3	2	3	3
CO6	2	2	3	2	3	2
Average	2.3	2.2	3.0	2.3	2.7	2.2

**HSC 403: Human Development and Family Dynamics (HDFD)**

<b>COs</b>	<b>PO1</b>	<b>PO2</b>	<b>PO3</b>	<b>PO4</b>	<b>PO5</b>	<b>PO6</b>
CO1	3	2	3	2	2	2
CO2	3	3	2	3	2	2
CO3	2	2	3	2	3	2
CO4	2	2	3	3	3	2
CO5	2	2	3	2	3	3
CO6	2	2	3	2	3	3
Average	2.3	2.2	2.8	2.3	2.7	2.3

**HSC 404: Nutritional Bio-chemistry (N. Bio)**

<b>COs</b>	<b>PO1</b>	<b>PO2</b>	<b>PO3</b>	<b>PO4</b>	<b>PO5</b>	<b>PO6</b>
CO1	3	2	3	3	2	2
CO2	3	3	2	3	2	2
CO3	2	2	3	3	3	2
CO4	2	2	3	3	3	2
CO5	2	2	3	2	3	3
CO6	2	2	3	2	3	3
Average	2.3	2.2	2.8	2.7	2.7	2.3

**HSC 405: Resource Management and Family Economics (RMFE)**

<b>COs</b>	<b>PO1</b>	<b>PO2</b>	<b>PO3</b>	<b>PO4</b>	<b>PO5</b>	<b>PO6</b>
CO1	3	2	3	3	2	2
CO2	3	3	2	3	2	2
CO3	2	2	3	3	3	2
CO4	2	2	3	3	3	2
CO5	2	2	3	2	3	3
CO6	2	2	3	2	3	3
Average	2.3	2.2	2.8	2.7	2.7	2.3

**HSC 406: Extension Education & Rural Development (EERD)**

<b>COs</b>	<b>PO1</b>	<b>PO2</b>	<b>PO3</b>	<b>PO4</b>	<b>PO5</b>	<b>PO6</b>
CO1	3	2	3	3	2	2
CO2	3	3	2	3	2	2
CO3	2	2	3	2	3	2
CO4	2	3	3	3	3	2
CO5	2	3	2	3	3	3
CO6	2	2	3	2	3	3
Average	2.3	2.5	2.7	2.7	2.7	2.3

**Cos attainment Targets at Course level:**

<b>Course Evaluation</b>	<b>Levels of Assessment</b>	<b>Target Fixed</b>	<b>Attainment Level</b>
CIA (25 Marks)	MSA 15 Marks (Mid)	$\geq 7$ Marks	1 otherwise zero
	CCAA 10 Marks (Assignment and Seminars)	$\geq 8$ Marks	1 otherwise zero
SEE (75 Marks)	FA	$\geq 26$ Marks	1 otherwise zero

**Attainment level of each course in Sem IV:**

Courses	No of students attended	No of students attained			CO_DA	CO_CCAA	CO_FA
		MSA	CCAA	FA			
TN	23	23	23	23	1	1	1
FCAC	23	23	23	21	1	1	0.91
HDFD	23	23	23	21	1	1	0.91
N. Bio	23	22	22	22	0.95	0.95	0.95
RMFE	23	23	23	23	1	1	1
EERD	23	23	23	23	1	1	1

**MSA Assessment Attainment Sem IV**

POs	TN	PO A	WP	FCA C	POA	W P	HDF D	PO A	W P	N. Bio	POA	W P	RMF E	PO A	WP	EER D	PO A	WP	SW	WS	WA	% of attainment
PO1	2.3	1	2.3	2.3	1	2.3	2.3	1	2.3	2.3	0.95	2.2	2.3	1	2.3	2.3	1	2.3	13.8	13.7	0.99	99
PO2	2.2	1	2.2	2.2	1	2.2	2.2	1	2.2	2.2	0.95	2.1	2.2	1	2.2	2.5	1	2.5	13.5	13.4	0.99	99
PO3	2.8	1	2.8	3.0	1	3.0	2.8	1	2.8	2.8	0.95	2.7	2.8	1	2.8	2.7	1	2.7	16.9	16.8	0.99	99
PO4	2.7	1	2.7	2.3	1	2.3	2.3	1	2.3	2.7	0.95	2.6	2.7	1	2.7	2.7	1	2.7	15.4	15.3	0.99	99
PO5	2.7	1	2.7	2.7	1	2.7	2.7	1	2.7	2.7	0.95	2.6	2.7	1	2.7	2.7	1	2.7	16.2	16.1	0.99	99
PO6	2.3	1	2.3	2.2	1	2.2	2.3	1	2.3	2.3	0.95	2.2	2.3	1	2.3	2.3	1	2.3	13.7	13.6	0.99	99

POA:PO Attainment      WP: Weighted Product      SW: Sum of weights      WS: Weighted Sum      Weighted Average

**CCAA Assessment Attainment Sem IV**

POs	TN	PO A	WP	FCA C	POA	W P	HDF D	PO A	W P	N. Bio	POA	W P	RMF E	PO A	WP	EER D	PO A	WP	SW	WS	WA	% of attainment
PO1	2.3	1	2.3	2.3	1	2.3	2.3	1	2.3	2.3	0.95	2.2	2.3	1	2.3	2.3	1	2.3	13.8	13.7	0.99	99
PO2	2.2	1	2.2	2.2	1	2.2	2.2	1	2.2	2.2	0.95	2.1	2.2	1	2.2	2.5	1	2.5	13.5	13.4	0.99	99
PO3	2.8	1	2.8	3.0	1	3.0	2.8	1	2.8	2.8	0.95	2.7	2.8	1	2.8	2.7	1	2.7	16.9	16.8	0.99	99
PO4	2.7	1	2.7	2.3	1	2.3	2.3	1	2.3	2.7	0.95	2.6	2.7	1	2.7	2.7	1	2.7	15.4	15.3	0.99	99
PO5	2.7	1	2.7	2.7	1	2.7	2.7	1	2.7	2.7	0.95	2.6	2.7	1	2.7	2.7	1	2.7	16.2	16.1	0.99	99
PO6	2.3	1	2.3	2.2	1	2.2	2.3	1	2.3	2.3	0.95	2.2	2.3	1	2.3	2.3	1	2.3	13.7	13.6	0.99	99

POA:PO Attainment      WP: Weighted Product      SW: Sum of weights      WS: Weighted Sum      Weighted Average

**Final Assessment Attainment Sem IV**

POs	TN	POA	WP	FCAC	POA	WP	HDFD	POA	WP	N. Bio	POA	WP	RMFE	POA	WP	EERD	POA	WP	SW	WS	WA	% of attainment
PO1	2.3	1	2.3	2.3	0.91	2.1	2.3	0.91	2.1	2.3	1	2.3	2.3	1	2.3	2.3	1	2.3	13.8	13.4	0.97	97
PO2	2.2	1	2.2	2.2	0.91	2.0	2.2	0.91	2.0	2.2	1	2.2	2.2	1	2.2	2.5	1	2.5	13.5	13.1	0.97	97
PO3	2.8	1	2.8	3.0	0.91	2.7	2.8	0.91	2.5	2.8	1	2.8	2.8	1	2.8	2.7	1	2.7	16.9	16.3	0.96	96
PO4	2.7	1	2.7	2.3	0.91	2.1	2.3	0.91	2.1	2.7	1	2.7	2.7	1	2.7	2.7	1	2.7	15.4	15	0.97	97
PO5	2.7	1	2.7	2.7	0.91	2.5	2.7	0.91	2.5	2.7	1	2.7	2.7	1	2.7	2.7	1	2.7	16.2	15.8	0.98	98
PO6	2.3	1	2.3	2.2	0.91	2.0	2.3	0.91	2.1	2.3	1	2.3	2.3	1	2.3	2.3	1	2.3	13.7	13.3	0.97	97

POA:PO Attainment      WP: Weighted Product      SW: Sum of weights      WS: Weighted Sum      Weighted Average



## SEMESTER – V

### HSC 16C : Food Quality Control and Assurance (FQCA)

COs	PO1	PO2	PO3	PO4	PO5	PO6
CO1	3	2	3	3	2	2
CO2	3	3	2	3	2	2
CO3	2	2	3	3	3	2
CO4	2	2	3	3	3	2
CO5	2	2	3	2	3	3
CO6	2	2	3	2	3	3
Average	2.3	2.2	2.8	2.7	2.7	2.3

### HSC 17C: Food Safety, Sanitation and Hygiene (FSSH)

COs	PO1	PO2	PO3	PO4	PO5	PO6
CO1	3	2	3	3	2	2
CO2	3	3	2	3	2	2
CO3	2	2	3	3	3	2
CO4	2	2	3	3	3	2
CO5	2	2	3	2	3	3
CO6	2	2	3	2	3	3
Average	2.3	2.2	2.8	2.7	2.7	2.3

### HSC 18C: Guidance and Counselling (GC)

COs	PO1	PO2	PO3	PO4	PO5	PO6
CO1	3	2	3	3	2	2
CO2	3	3	2	3	2	2
CO3	2	2	3	3	3	2
CO4	2	2	3	3	3	2
CO5	2	2	3	2	3	3
CO6	2	2	3	2	3	3
Average	2.3	2.2	2.8	2.7	2.7	2.3

### HSC 19C: Education and Counselling for Parents and Community (ECPC)

COs	PO1	PO2	PO3	PO4	PO5	PO6
CO1	3	2	3	3	2	2
CO2	3	3	2	3	2	2
CO3	2	2	3	3	3	2
CO4	2	2	3	3	3	2
CO5	2	2	3	2	3	3
CO6	2	2	3	2	3	3
Average	2.3	2.2	2.8	2.7	2.7	2.3

### HSC 20A: Interior Design and Decoration (IDD)

COs	PO1	PO2	PO3	PO4	PO5	PO6
CO1	3	2	3	3	2	2
CO2	3	3	2	3	2	2
CO3	2	2	3	3	3	2
CO4	2	2	3	3	3	2
CO5	2	2	3	2	3	3
CO6	2	2	3	2	3	3
Average	2.3	2.2	2.8	2.7	2.7	2.3

### HSC 21A: Textile Design (TD)

COs	PO1	PO2	PO3	PO4	PO5	PO6
CO1	3	2	3	3	2	2
CO2	3	3	2	3	2	2
CO3	2	2	3	3	3	2
CO4	2	3	3	3	3	2
CO5	2	3	3	3	3	2
CO6	2	2	3	2	3	3
Average	2.3	2.5	2.8	2.8	2.7	2.2

**Cos attainment Targets at Course level:**

<b>Course Evaluation</b>	<b>Levels of Assessment</b>	<b>Target Fixed</b>	<b>Attainment Level</b>
CIA (25 Marks)	MSA 15 Marks (Mid)	$\geq 7$ Marks	1 otherwise zero
	CCAA 10 Marks (Assignment and Seminars)	$\geq 8$ Marks	1 otherwise zero
SEE (75 Marks)	FA	$\geq 26$ Marks	1 otherwise zero

**Attainment level of each course in Sem V:**

Courses	No of students attended	No of students attained			CO_MSA	CO_CCAA	CO_FA
		MSA	CCAA	FA			
FQCA	23	23	23	23	1	1	1
FSSH	23	23	23	23	1	1	1
GC	23	23	23	23	1	1	1
ECPC	23	23	23	23	1	1	1
IDD	23	23	23	23	1	1	1
TD	23	23	23	23	1	1	1



**MSA Attainment Sem V**

POs	FQCA	POA	WP	FSSH	POA	WP	GC	POA	WP	ECPC	POA	WP	IDD	POA	WP	TD	POA	WP	SW	WS	WA	% of attainment
PO1	2.3	1	2.3	2.3	1	2.3	2.3	1	2.3	2.3	1	2.3	2.3	1	2.3	2.3	1	2.3	13.8	13.8	1	100
PO2	2.2	1	2.2	2.2	1	2.2	2.2	1	2.2	2.2	1	2.2	2.2	1	2.2	2.5	1	2.5	13.5	13.5	1	100
PO3	2.8	1	2.8	2.8	1	2.8	2.8	1	2.8	2.8	1	2.8	2.8	1	2.8	2.8	1	2.8	16.8	16.8	1	100
PO4	2.7	1	2.7	2.7	1	2.7	2.7	1	2.7	2.7	1	2.7	2.7	1	2.7	2.8	1	2.8	16.3	16.3	1	100
PO5	2.7	1	2.7	2.7	1	2.7	2.7	1	2.7	2.7	1	2.7	2.7	1	2.7	2.7	1	2.7	16.2	16.2	1	100
PO6	2.3	1	2.3	2.3	1	2.3	2.3	1	2.3	2.3	1	2.3	2.3	1	2.3	2.2	1	2.2	13.7	13.7	1	100

POA:PO Attainment      WP: Weighted Product    SW: Sum of weights    WS: Weighted Sum    Weighted Average

**CCAA Attainment Sem V**

POs	FQCA	POA	WP	FSSH	POA	WP	GC	POA	WP	ECPC	POA	WP	IDD	POA	WP	TD	POA	WP	SW	WS	WA	% of attainment
PO1	2.3	1	2.3	2.3	1	2.3	2.3	1	2.3	2.3	1	2.3	2.3	1	2.3	2.3	1	2.3	13.8	13.8	1	100
PO2	2.2	1	2.2	2.2	1	2.2	2.2	1	2.2	2.2	1	2.2	2.2	1	2.2	2.5	1	2.5	13.5	13.5	1	100
PO3	2.8	1	2.8	2.8	1	2.8	2.8	1	2.8	2.8	1	2.8	2.8	1	2.8	2.8	1	2.8	16.8	16.8	1	100
PO4	2.7	1	2.7	2.7	1	2.7	2.7	1	2.7	2.7	1	2.7	2.7	1	2.7	2.8	1	2.8	16.3	16.3	1	100
PO5	2.7	1	2.7	2.7	1	2.7	2.7	1	2.7	2.7	1	2.7	2.7	1	2.7	2.7	1	2.7	16.2	16.2	1	100
PO6	2.3	1	2.3	2.3	1	2.3	2.3	1	2.3	2.3	1	2.3	2.3	1	2.3	2.2	1	2.2	13.7	13.7	1	100

POA:PO Attainment      WP: Weighted Product    SW: Sum of weights    WS: Weighted Sum    Weighted Average

**Final Assessment Attainment Sem V**

POs	FQC A	PO A	W P	FSS H	PO A	W P	G C	PO A	W P	ECP C	PO A	W P	ID D	PO A	W P	TD	P O A	W P	SW	WS	WA	% of attainm ent
PO1	2.3	1	2.3	2.3	1	2.3	2.3	1	2.3	2.3	1	2.3	2.3	1	2.3	2.3	1	2.3	13.8	13.8	1	100
PO2	2.2	1	2.2	2.2	1	2.2	2.2	1	2.2	2.2	1	2.2	2.2	1	2.2	2.5	1	2.5	13.5	13.5	1	100
PO3	2.8	1	2.8	2.8	1	2.8	2.8	1	2.8	2.8	1	2.8	2.8	1	2.8	2.8	1	2.8	16.8	16.8	1	100
PO4	2.7	1	2.7	2.7	1	2.7	2.7	1	2.7	2.7	1	2.7	2.7	1	2.7	2.8	1	2.8	16.3	16.3	1	100
PO5	2.7	1	2.7	2.7	1	2.7	2.7	1	2.7	2.7	1	2.7	2.7	1	2.7	2.7	1	2.7	16.2	16.2	1	100
PO6	2.3	1	2.3	2.3	1	2.3	2.3	1	2.3	2.3	1	2.3	2.3	1	2.3	2.2	1	2.2	13.7	13.7	1	100
POA:PO Attainment      WP: Weighted Product    SW: Sum of weights    WS: Weighted Sum    Weighted Average																						

## Programme Attainment for B.Sc Home Science admitted batch 2021-22

### M.S.A Attainment

Sem I	Sem II	Sem III	Sem IV	Sem V	Total Attainment
96	100	90	99	100	97
96	100	89	99	100	96.8
96	100	90	99	100	97
96	86	80	99	100	92.2
96	100	91	99	100	97.2
96	100	91	99	100	97.2

### CCAA Attainment

SemI	SemII	SemIII	SemIV	SemV	Total Attainment
100	100	90	99	100	97.8
100	100	89	99	100	97.6
100	100	90	99	100	97.8
100	86	80	99	100	93
100	100	91	99	100	98
100	100	91	99	100	98

### FA Attainment

SemI	SemII	SemIII	SemIV	SemV	Total Attainment
90	91	91	97	100	93.8
91	91	90	97	100	93.8
90	89	91	96	100	93.2
90	78	90	97	100	91
90	89	91	98	100	93.6
90	90	91	97	100	93.6



# **ASD GOVERNMENT DEGREE COLLEGE FOR WOMEN (A), KAKINADA**

## **ACADEMIC YEAR 2023-24**

### **BA (HEP) 2021-2022 AB ATTAINMENTS**

#### **Programme Outcomes for B.A**

PO1: Critical Thinking: Take informed actions after identifying the assumptions that frame our thinking and actions, checking out the degree to which these assumptions are accurate and valid, and looking at our ideas and decisions (intellectual, organizational, and personal) from different perspectives

PO2: Effective Communication: Speak, read, write and listen clearly in person and through electronic media in English and in one Indian language, and make meaning of the world by connecting people, ideas, books, media and technology.

PO3: Social Interaction: Elicit views of others, mediate disagreements and help reach conclusions in group settings.

PO4: Effective Citizenship: Demonstrate empathetic social concern and equity centered national development, and the ability to act with an informed awareness of issues and participate in civic life through volunteering.

PO5: Ethics: Recognize different value systems including your own, understand the moral dimensions of your decisions, and accept responsibility for them.

PO6: Environment and Sustainability: Understand the issues of environmental contexts and sustainable development.

PO7: Self-directed and Life-long Learning: Acquire the ability to engage in independent and life-long learning in the broadest context socio-technological change

**Semester –I**

**I BA -SEM-I- CO-PO Mapping Tables**

**1: Slight [Low]; 2: Moderate [Medium]; 3: Substantial [High], 0: (No Correlation)**

**SEM-I: ENGLISH A COURSE IN COMMUNICATION AND SOFT SKILLS (B.A )**

	PO1	PO2	PO3	PO4	PO5	PO6	PO7
CO1	2	2	2	3	2	2	2
CO2	2	3	2	3	2	2	3
CO3	2	3	3	3	2	2	2
CO4	3	3	2	2	3	2	3
CO5	3	3	3	3	2	2	2
CO6	2	2	3	2	3	2	3
Average	2.3	2.6	2.5	2.6	2.3	2	2.5

**Department of Telugu-General Telugu- I Semester-  
Paper-I – Pracheena Telugu Kavitwam**

	PO1	PO2	PO3	PO4	PO5	PO6	PO7
CO1	2	3	2	3	3	1	3
CO2	3	3	3	2	3	3	3
CO3	3	2	3	2	3	3	3
CO4	3	3	3	3	3	1	3
CO5	3	2	1	1	3	1	3
Average	2.8	2.4	3	2.2	3	1.8	3

**SEM-I: - General Hindi- Prose, Short Stories Grammar & Letter writing  
(B.A) Attainment (2021-2022)**

**Bachelor of Arts (B. A.):**

	PO1	PO2	PO3	PO4	PO5	PO6	PO7
CO1	3	2	3	3	2	2	3
CO2	2	3	1	2	3	2	2
CO3	2	3	3	2	3	2	2
CO4	3	3	2	3	3	3	2
CO5	2	3	3	2	2	3	3
CO6	3	3	3	2	2	3	2
%	2.5	2.8	2.5	2.3	2.5	2.5	2.3

**Sanskrit- Semester –I- Paper- I**

**“PROSE, POETRY AND GRAMMAR”**

	PO1	PO2	PO3	PO4	PO5	PO6	PO7
CO1	3	2	1	1	2	1	2
CO2	3	3	2	1	2	1	2
CO3	3	2	3	2	3	1	2
CO4	2	3	2	2	2	1	3
%	2.75	2.5	2	1.5	2.25	1	2.25

**SEM-I: HIS201101 - Ancient Indian History & Culture (From Indus Valley Civil. to 13 Century A.D )**

	PO1	PO2	PO3	PO4	PO5	PO6	PO7
CO1	2	2	1	1	2	2	1
CO2	2	3	1	1	3	2	1
CO3	1	1	2	1	1	1	2
CO4	1	2	1	2	2	2	1
CO5	2	1	1	1	1	1	1
Average	1.6	1.8	1.2	1.2	1.8	1.6	1.2

**SEM I - ECONOMICS- Paper –I MICROECONOMIC ANALYSIS**

	PO1	PO2	PO3	PO4	PO5	PO6	PO7
CO1	3	2	2	1	1	2	3
CO2	3	2	2	2	2	2	2
CO3	2	2	2	2	1	2	1
CO4	2	2	2	2	2	2	2
CO5	1	1	3	1	2	2	2
Average	2.2	1.8	2.2	1.6	1.6	2	2

**SEM-I:POL201103 - Introduction to the political science**

	PO1	PO2	PO3	PO4	PO5	PO6	PO7
CO1	2	2	1	1	2	2	1
CO2	2	3	1	1	3	2	1
CO3	1	1	2	1	1	1	2
CO4	1	2	1	2	2	2	1
CO5	2	1	1	1	1	1	1
Average	1.6	1.8	1.2	1.2	1.8	1.6	1.2

**Attainment level of each course in SEM-I for B.A. (HEP)**

Courses		No. of students attained	CO_CCAA	CO_MSA	CO_FA
---------	--	--------------------------	---------	--------	-------

	No. of students attended	CCAA (≥7)	MSA	FA			
	(1)	(2)	(3)	(4)	(2)/(1)	(3)/(1)	(4)/(1)
English	56	56	52	50	1	0.9	0.8
Telugu	42	42	42	22	1	1	0.52
Hindi	07	07	07	05	1	1	0.71
Sanskrit	04	4	4	3	1	1	0.75
History	54	54	54	29	1	1	0.54
Economics	54	54	54	45	1	1	0.83
Political Science	55	55	55	52	1	1	0.94

2021-22 AB - BA ( HEP) SEM I - CO-CURRICULAR ASSESMENT ATTAINMENTS																							
His			POL			ECO			ENG			Hindi			Sankrit			Telugu			Weigted Sum		
1	2	3	4	5	6	7	8	9	10	11	12	13	14	15	16	17	18	19	20	21	22	23	24
1.6	1	1.6	1.6	1	1.6	2.2	1	2.2	2.3	1	2.3	2.5	1	2.5	2.5	1	2.5	2.8	1	2.8	15.5	15.5	1
1.8	1	1.8	1.8	1	1.8	1.8	1	1.8	2.6	1	2.6	2.8	1	2.8	2.5	1	2.5	2.4	1	2.4	15.7	15.7	1
1.2	1	1.2	1.2	1	1.2	2.2	1	2.2	2.5	1	2.5	2.5	1	2.5	2.25	1	2.25	3	1	3	14.85	14.85	1
1.2	1	1.2	1.2	1	1.2	1.6	1	1.6	2.6	1	2.6	2.3	1	2.3	2.25	1	2.25	2.2	1	2.2	13.35	13.35	1
1.8	1	1.8	1.8	1	1.8	1.6	1	1.6	2.3	1	2.3	2.5	1	2.5	2.5	1	2.5	3	1	3	15.5	15.5	1
1.6	1	1.6	1.6	1	1.6	2	1	2	2	1	2	2.5	1	2.5	1.5	1	1.5	1.8	1	1.8	13	13	1
1.2	1	1.2	1.2	1	1.2	2	1	2	2.5	1	2.5	2.3	1	2.3	2.5	1	2.5	3	1	3	14.7	14.7	1

2021-22 AB -BA ( HEP) SEM I MID SEMESTER ASSESMENT ATTAINMENTS																							
His			POL			ECO			ENG			Hindi			Sanskrit			Telugu			Weigted Sum		
1	2	3	4	5	6	7	8	9	10	11	12	13	14	15	16	17	18	19	20	21	22	23	24
1.6	1	1.6	1.6	1	1.6	2.2	1	2.2	2.3	0.9	2.07	2.5	1	2.5	2.5	1	2.5	2.8	1	2.8	15.5	15.27	0.985161
1.8	1	1.8	1.8	1	1.8	1.8	1	1.8	2.6	0.9	2.34	2.8	1	2.8	2.5	1	2.5	2.4	1	2.4	15.7	15.44	0.983439
1.2	1	1.2	1.2	1	1.2	2.2	1	2.2	2.5	0.9	2.25	2.5	1	2.5	2.25	1	2.25	3	1	3	14.85	14.6	0.983165
1.2	1	1.2	1.2	1	1.2	1.6	1	1.6	2.6	0.9	2.34	2.3	1	2.3	2.25	1	2.25	2.2	1	2.2	13.35	13.09	0.980524
1.8	1	1.8	1.8	1	1.8	1.6	1	1.6	2.3	0.9	2.07	2.5	1	2.5	2.5	1	2.5	3	1	3	15.5	15.27	0.985161
1.6	1	1.6	1.6	1	1.6	2	1	2	2	0.9	1.8	2.5	1	2.5	1.5	1	1.5	1.8	1	1.8	13	12.8	0.984615
1.2	1	1.2	1.2	1	1.2	2	1	2	2.5	0.9	2.25	2.3	1	2.3	2.5	1	2.5	3	1	3	14.7	14.45	0.982993

2021-2022 AB - BA ( HEP) SEM I FINAL ASSESMENT ATTAINMENTS																							
His			POL			ECO			ENG			Hindi			Sanskrit			Telugu			Weigted Sum		
1	2	3	4	5	6	7	8	9	10	11	12	13	14	15	16	17	18	19	20	21	22	23	24
1.6	0.54	0.864	1.6	0.54	0.864	2.2	0.83	1.826	2.3	0.8	1.84	2.5	0.71	1.7	2.5	0.75	2.5	2.8	0.52	2.52	15.5	12.114	0.781548
1.8	0.54	0.972	1.8	0.54	0.972	1.8	0.83	1.494	2.6	0.8	2.08	2.8	0.71	1.9	2.5	0.75	2.5	2.4	0.52	2.42	15.7	12.338	0.78586
1.2	0.54	0.648	1.2	0.54	0.648	2.2	0.83	1.826	2.5	0.8	2	2.5	0.71	1.7	2.25	0.75	2.25	3	0.52	2.42	14.85	11.492	0.773872
1.2	0.54	0.648	1.2	0.54	0.648	1.6	0.83	1.328	2.6	0.8	2.08	2.3	0.71	1.6	2.25	0.75	2.25	2.2	0.52	2.42	13.35	10.974	0.822022
1.8	0.54	0.972	1.8	0.54	0.972	1.6	0.83	1.328	2.3	0.8	1.84	2.5	0.71	1.7	2.5	0.75	2.5	3	0.52	2.23	15.5	11.542	0.744645
1.6	0.54	0.864	1.6	0.54	0.864	2	0.83	1.66	2	0.8	1.6	2.5	0.71	1.7	1.5	0.75	1.5	1.8	0.52	2.52	13	10.708	0.823692
1.2	0.54	0.648	1.2	0.54	0.648	2	0.83	1.66	2.5	0.8	2	2.3	0.71	1.6	2.5	0.75	2.5	3	0.52	1.56	14.7	10.616	0.722177

## Semester –II

### SEM-II: A COURSE IN READING AND WRITING SKILLS

#### Bachelor of Arts (B. A.):

	PO1	PO2	PO3	PO4	PO5	PO6	PO7
CO1	2	2	3	3	3	2	3
CO2	3	1	2	2	1	2	3
CO3	3	2	3	3	3	2	2
CO4	2	3	2	3	2	3	1
CO5	3	3	1	2	3	3	2
CO6	3	3	2	2	2	3	1
Average	2.6	2.3	2.1	2.5	2.3	2.5	2.6

#### General Telugu-II Semester-Paper-II- Aadhunika Telugu Sahityam

	PO1	PO2	PO3	PO4	PO5	PO6	PO7
CO1	1	2	3	3	3	1	3
CO2	3	3	3	2	3	1	3
CO3	2	3	3	1	3	1	3
CO4	2	3	3	3	3	2	3
CO5	1	2	3	2	3	1	3
Average	1.8	2.8	3	2.2	3	1.2	3

#### SEM-II: - General Hindi- Prose, Short Stories Grammar & Letter writing (B.A)

	PO1	PO2	PO3	PO4	PO5	PO6	PO7
CO1	3	3	3	3	3	2	2
CO2	3	2	3	2	2	3	3
CO3	2	2	3	3	2	2	3
CO4	3	2	2	2	3	3	3
CO5	2	3	2	3	2	2	2
CO6	3	2	2	3	3	2	2
%	2.6	2.3	2.5	2.6	2.5	2.3	2.5

**SEM II: SANSKRIT I B.A “PROSE, POETRY AND GRAMMAR**

COs/POs	PO1	PO2	PO3	PO4	PO5	PO6	PO7
<b>CO1</b>	3	2	1	1	2	1	2
<b>CO2</b>	3	3	2	1	2	1	2
<b>CO3</b>	3	2	3	2	3	1	2
<b>CO4</b>	2	3	2	2	2	1	3
<b>Average</b>	2.75	2.5	2	1.5	2.25	1	2.25

**SEM-II HIS202101 Medieval Indian History & Culture (1206 A.D To 1764 A.D)**

Slight (Low) 2: Moderate (Medium) 3: Substantial (High)

	PO1	PO2	PO3	PO4	PO5	PO6	PO7
CO1	2	2	1	2	1	2	2
CO2	2	1	1	1	1	2	1
CO3	2	2	2	2	1	1	2
CO4	1	1	2	2	2	1	1
CO5	2	2	1	2	2	1	1
<b>Average</b>	1.8	1.6	1.4	1.8	1.4	1.4	1.4

**SEM II- MACROECONOMIC Analysis**

	PO1	PO2	PO3	PO4	PO5	PO6	PO7	PO8	PO9	PO10
<b>CO1</b>	2	2	2	3	2	2	2	3	3	3
<b>CO2</b>	2	2	2	3	2	3	2	2	3	3
	3	3	2	3	2	2	3	2	3	3
<b>CO4</b>	3	2	2	2	2	3	2	3	2	3
<b>CO5</b>	3	3	3	3	3	2	3	3	3	3
<b>Average</b>	2.6	2.4	2.2	2.8	2.2	2.4	2.4	2.6	2.8	3



**SEM-II POL 2021 -2023- Basic Organs of the Government**

	PO1	PO2	PO3	PO4	PO5	PO6	PO7
CO1	2	2	1	2	1	2	2
CO2	2	1	1	1	1	2	1
CO3	2	2	2	2	1	1	2
CO4	1	1	2	2	2	1	1
CO5	2	2	1	2	2	1	1
Average	1.8	1.6	1.4	1.8	1.4	1.4	1.4

**Attainment level of each course in SEM-II for B.A. (HEP)**

Courses	No. of students attended	No. of students attained			CO_CCAA	CO_MSA	CO_FA
		CCAA (≥7)	MSA	FA			
	(1)	(2)	(3)	(4)	(2)/(1)	(3)/(1)	(4)/(1)
English	50	50	46	40	1	0.9	0.8
Telugu	41	41	42	26	1	1	0.63
Hindi	06	06	06	05	1	1	0.83
Sanskrit	04	4	4	3	1	1	0.75
History	50	50	50	44	1	1	0.88
Economics	50	50	50	48	1	1	0.96
Political Science	51	51	51	50	1	1	0.98

2021-22 AB - BA ( HEP) SEM II - CO-CURRICULAR ASSESMENT ATTAINMENTS																							
His			POL			ECO			ENG			Hindi			Sankrit			Telugu			Weigted Sum		
1	2	3	4	5	6	7	8	9	10	11	12	13	14	15	16	17	18	19	20	21	22	23	24
1.8	1	1.8	1.8	1	1.8	2.6	1	2.6	2.6	1	2.6	2.6	1	2.6	2.75	1	2.75	1.8	1	1.8	15.95	15.95	1
1.6	1	1.6	1.6	1	1.6	2.4	1	2.4	2.3	1	2.3	2.3	1	2.3	2.5	1	2.5	2.8	1	2.8	15.5	15.5	1
1.4	1	1.4	1.4	1	1.4	2.2	1	2.2	2.1	1	2.1	2.5	1	2.5	2	1	2	3	1	3	14.6	14.6	1
1.8	1	1.8	1.8	1	1.8	2.8	1	2.8	2.5	1	2.5	2.6	1	2.6	1.5	1	1.5	2.2	1	2.2	15.2	15.2	1
1.4	1	1.4	1.4	1	1.4	2.2	1	2.2	2.3	1	2.3	2.5	1	2.5	2.25	1	2.25	3	1	3	15.05	15.05	1
1.4	1	1.4	1.4	1	1.4	2.4	1	2.4	2.5	1	2.5	2.3	1	2.3	1	1	1	1.2	1	1.2	12.2	12.2	1
1.4	1	1.4	1.4	1	1.4	2.4	1	2.4	2.6	1	2.6	2.5	1	2.5	2.25	1	2.25	3	1	3	15.55	15.55	1

2021-22 AB -BA ( HEP) SEM II MID SEMESTER ASSESMENT ATTAINMENTS																							
His			POL			ECO			ENG			Hindi			Sankrit			Telugu			Weigted Sum		
1	2	3	4	5	6	7	8	9	10	11	12	13	14	15	16	17	18	19	20	21	22	23	24
1.8	1	1.8	1.8	1	1.8	2.6	1	2.6	2.6	0.9	2.34	2.6	1	2.6	2.75	1	2.75	1.8	1	1.8	15.95	15.69	0.983699
1.6	1	1.6	1.6	1	1.6	2.4	1	2.4	2.3	0.9	2.07	2.3	1	2.3	2.5	1	2.5	2.8	1	2.8	15.5	15.27	0.985161
1.4	1	1.4	1.4	1	1.4	2.2	1	2.2	2.1	0.9	1.89	2.5	1	2.5	2	1	2	3	1	3	14.6	14.39	0.985616
1.8	1	1.8	1.8	1	1.8	2.8	1	2.8	2.5	0.9	2.25	2.6	1	2.6	1.5	1	1.5	2.2	1	2.2	15.2	14.95	0.983553
1.4	1	1.4	1.4	1	1.4	2.2	1	2.2	2.3	0.9	2.07	2.5	1	2.5	2.25	1	2.25	3	1	3	15.05	14.82	0.984718
1.4	1	1.4	1.4	1	1.4	2.4	1	2.4	2.5	0.9	2.25	2.3	1	2.3	1	1	1	1.2	1	1.2	12.2	11.95	0.979508
1.4	1	1.4	1.4	1	1.4	2.4	1	2.4	2.6	0.9	2.34	2.5	1	2.5	2.25	1	2.25	3	1	3	15.55	15.29	0.98328

2021-2022 AB - BA ( HEP) SEM II FINAL ASSESSMENT ATTAINMENTS																							
His			POL			ECO			ENG			Hindi			Sankrit			Telugu			Weigted Sum		
1	2	3	4	5	6	7	8	9	10	11	12	13	14	15	16	17	18	19	20	21	22	23	24
1.8	0.88	1.584	1.8	0.88	1.584	2.6	0.96	2.496	2.6	0.8	2.08	2.6	0.83	2.1	2.75	0.75	2.5	1.8	0.63	1.13	15.95	13.474	0.844765
1.6	0.88	1.408	1.6	0.88	1.408	2.4	0.96	2.304	2.3	0.8	1.84	2.3	0.83	1.9	2.5	0.75	2.5	2.8	0.63	1.76	15.5	13.12	0.846452
1.4	0.88	1.232	1.4	0.88	1.232	2.2	0.96	2.112	2.1	0.8	1.68	2.5	0.83	2	2	0.75	2.25	3	0.63	1.89	14.6	12.396	0.849041
1.8	0.88	1.584	1.8	0.88	1.584	2.8	0.96	2.688	2.5	0.8	2	2.6	0.83	2.1	1.5	0.75	2.25	2.2	0.63	1.38	15.2	13.586	0.893816
1.4	0.88	1.232	1.4	0.88	1.232	2.2	0.96	2.112	2.3	0.8	1.84	2.5	0.83	2	2.25	0.75	2.5	3	0.63	1.89	15.05	12.806	0.850897
1.4	0.88	1.232	1.4	0.88	1.232	2.4	0.96	2.304	2.5	0.8	2	2.3	0.83	1.9	1	0.75	1.5	1.2	0.63	0.75	12.2	10.918	0.894918
1.4	0.88	1.232	1.4	0.88	1.232	2.4	0.96	2.304	2.6	0.8	2.08	2.5	0.83	2	2.25	0.75	2.5	3	0.63	1.89	15.55	13.238	0.851318

### SEMESTER- III

#### SEM-III: A COURSE IN CONVERSATIONAL SKILLS

	PO1	PO2	PO3	PO4	PO5	PO6	PO7
CO1	3	2	3	2	2	2	2
CO2	1	3	1	2	2	3	2
CO3	2	2	3	3	1	2	3
CO4	3	1	2	1	3	3	2
CO5	3	3	1	3	2	3	3
CO6	2	2	2	2	3	2	3
Average	2.3	2.1	1.8	2.1	2.1	2.5	2.5

#### General Telugu-III Semester- Paper-III-Srujana Bharati

	PO1	PO2	PO3	PO4	PO5	PO6	PO7
CO1	1	2	2	1	1	1	3
CO2	1	3	3	1	1	1	3
CO3	2	3	3	1	2	1	3
CO4	2	3	2	1	1	1	3
CO5	1	3	1	1	2	1	3
Average	1.4	2.8	2.2	1.	1.4	1	3

**SEM-III: Old and Modern Poetry & a History of Hindi Literature (B.A)**

	PO1	PO2	PO3	PO4	PO5	PO6	PO7
CO1	2	2	3	3	2	2	2
CO2	2	2	3	2	1	3	3
CO3	2	2	2	2	3	2	3
CO4	2	3	2	3	1	3	3
CO5	2	2	2	2	2	2	3
CO6	2	3	3	2	3	3	2
%	2	2.3	2.5	2.3	2	2.5	2.6

**SEM III: SANSKRIT - II B.A DRMAUPAISHAD, ALAMKARA, HISTORY OF LITERATURE**

	PO1	PO2	PO3	PO4	PO5	PO6	PO7
C01	3	2	1	1	2	1	2
C02	3	3	2	1	2	1	2
C03	3	2	2	1	3	1	3
C04	3	2	2	3	3	3	3
Average	3	2.25	1.75	1.5	2.5	1.5	2.5

**Sem-III HIS203101 Modern Indian History & Culture (1764-1947 A. D)**

	PO1	PO2	PO3	PO4	PO5	PO6	PO7
CO1	2	1	1	1	2	2	1
CO2	1	2	2	2	-	1	2
CO3	1	1	1	1	2	2	-
CO4	1	1	2	2	-	2	2
CO5	1	1	1	1	1	1	1
Average	1.2	1.2	1.4	1.4	1	1.6	1.2

**SEM III - Development Economics**

	PO1	PO2	PO3	PO4	PO5	PO6	PO7	PO8	PO9	PO10
<b>CO1</b>	2	2	2	1	1	3	2	2	3	2
<b>CO2</b>	3	2	2	2	2	2	2	2	3	3
<b>CO3</b>	3	2	2	2	2	3	2	2	2	3
<b>CO4</b>	3	2	2	1	2	2	3	2	2	3
<b>CO5</b>	3	2	3	3	3	3	3	2	3	3
<b>Average</b>	2.8	2	2.2	1.8	2	2.6	2.4	2	2.6	2.8

**Sem-III POL203103-INDIAN GOVERNMENT AND POLITICS**

	PO1	PO2	PO3	PO4	PO5	PO6	PO7
CO1	2	1	1	1	2	2	1
CO2	1	2	2	2	-	1	2
CO3	1	1	1	1	2	2	-
CO4	1	1	2	2	-	2	2
CO5	1	1	1	1	1	1	1
Average	1.2	1.2	1.4	1.4	1	1.6	1.2

**Attainment level of each course in SEM-III for B.A. (HEP)**

Courses	No. of students attended	No. of students attained			CO_CCAA	CO_MSA	CO_FA
		CCAA (≥7)	MSA	FA			
	(1)	(2)	(3)	(4)	(2)/(1)	(3)/(1)	(4)/(1)
English	48	48	48	45	1	1	0.9
Telugu	42	42	42	39	1	1	0.95
Hindi	06	06	06	05	1	1	0.83
Sanskrit	04	4	4	3	1	1	0.75

History	46	46	46	45	1	1	0.98
Economics	46/45	46	46	45	1	1	1
Political Science	48	48	48	45	1	1	0.93

2021-22 AB - BA ( HEP) SEM III - CO-CURRICULAR ASSESMENT ATTAINMENTS																							
His			POL			ECO			ENG			Hindi			Sankrit			Telugu			Weigted Sum		
1	2	3	4	5	6	7	8	9	10	11	12	13	14	15	16	17	18	19	20	21	22	23	24
1.2	1	1.2	1.2	1	1.2	2.8	1	2.8	2.3	1	2.3	2	1	2	3	1	3	1.4	1	1.4	13.9	13.9	1
1.2	1	1.2	1.2	1	1.2	2	1	2	2.1	1	2.1	2.3	1	2.3	2.25	1	2.25	2.8	1	2.8	13.85	13.85	1
1.4	1	1.4	1.4	1	1.4	2.2	1	2.2	1.8	1	1.8	2.5	1	2.5	1.75	1	1.75	2.2	1	2.2	13.25	13.25	1
1.4	1	1.4	1.4	1	1.4	1.8	1	1.8	2.1	1	2.1	2.3	1	2.3	1.5	1	1.5	1	1	1	11.5	11.5	1
1	1	1	1	1	1	2	1	2	2.1	1	2.1	2	1	2	2.5	1	2.5	1.4	1	1.4	12	12	1
1.6	1	1.6	1.6	1	1.6	2.6	1	2.6	2.5	1	2.5	2.5	1	2.5	1.5	1	1.5	1	1	1	13.3	13.3	1
1.2	1	1.2	1.2	1	1.2	2.4	1	2.4	2.5	1	2.5	2.6	1	2.6	2.5	1	2.5	3	1	3	15.4	15.4	1

2021-22 AB -BA ( HEP) SEM III MID SEMESTER ASSESMENT ATTAINMENTS																							
His			POL			ECO			ENG			Hindi			Sankrit			Telugu			Weigted Sum		
1	2	3	4	5	6	7	8	9	10	11	12	13	14	15	16	17	18	19	20	21	22	23	24
1.2	1	1.2	1.2	1	1.2	2.8	1	2.8	2.3	1	2.3	2	1	2	3	1	3	1.4	1	1.4	13.9	13.9	1
1.2	1	1.2	1.2	1	1.2	2	1	2	2.1	1	2.1	2.3	1	2.3	2.25	1	2.25	2.8	1	2.8	13.85	13.85	1
1.4	1	1.4	1.4	1	1.4	2.2	1	2.2	1.8	1	1.8	2.5	1	2.5	1.75	1	1.75	2.2	1	2.2	13.25	13.25	1
1.4	1	1.4	1.4	1	1.4	1.8	1	1.8	2.1	1	2.1	2.3	1	2.3	1.5	1	1.5	1	1	1	11.5	11.5	1
1	1	1	1	1	1	2	1	2	2.1	1	2.1	2	1	2	2.5	1	2.5	1.4	1	1.4	12	12	1
1.6	1	1.6	1.6	1	1.6	2.6	1	2.6	2.5	1	2.5	2.5	1	2.5	1.5	1	1.5	1	1	1	13.3	13.3	1
1.2	1	1.2	1.2	1	1.2	2.4	1	2.4	2.5	1	2.5	2.6	1	2.6	2.5		2.5	3	1	3	15.4	15.4	1

2021-2022 AB - BA ( HEP) SEM III FINAL ASSESMENT ATTAINMENTS																							
His			POL			ECO			ENG			Hindi			Sankrit			Telugu			Weigted Sum		
1	2	3	4	5	6	7	8	9	10	11	12	13	14	15	16	17	18	19	20	21	22	23	24
1.2	0.98	1.176	1.2	0.98	1.176	2.8	1	2.8	2.3	0.9	2.07	2	0.83	1.6	3	0.75	2.5	1.4	0.95	1.33	13.9	12.652	0.910216
1.2	0.98	1.176	1.2	0.98	1.176	2	1	2	2.1	0.9	1.89	2.3	0.83	1.9	2.25	0.75	2.5	2.8	0.95	2.66	13.85	13.302	0.960433
1.4	0.98	1.372	1.4	0.98	1.372	2.2	1	2.2	1.8	0.9	1.62	2.5	0.83	2	1.75	0.75	2.25	2.2	0.95	2.09	13.25	12.904	0.973887
1.4	0.98	1.372	1.4	0.98	1.372	1.8	1	1.8	2.1	0.9	1.89	2.3	0.83	1.9	1.5	0.75	2.25	1	0.95	0.95	11.5	11.534	1.002957
1	0.98	0.98	1	0.98	0.98	2	1	2	2.1	0.9	1.89	2	0.83	1.6	2.5	0.75	2.5	1.4	0.95	1.33	12	11.28	0.94
1.6	0.98	1.568	1.6	0.98	1.57	2.6	1	2.6	2.5	0.9	2.25	2.5	0.83	2	1.5	0.75	1.5	1	0.95	0.95	13.3	12.436	0.935038
1.2	0.98	1.176	1.2	0.98	1.176	2.4	1	2.4	2.5	0.9	2.25	2.6	0.83	2.1	2.5	0.75	2.5	3	0.95	2.85	15.4	14.452	0.938442

### SEMESTER-IV

#### SEM-IV HIS204101 P- IV History & Culture of Andhra (from 1512 to 1956 AD)

	PO1	PO2	PO3	PO4	PO5	PO6	PO7
CO1	2	1	1	1	2	2	1
CO2	1	2	2	2	-	1	2
CO3	1	1	1	1	2	2	-
CO4	1	1	2	2	-	2	2
CO5	1	1	2	1	1	1	1
Average	1.2	1.2	1.6	1.4	1	1.6	1.2

#### SEM -IV HIS204102 P- V History of Modern World (From 15th Cent. AD To1945 AD)

	PO1	PO2	PO3	PO4	PO5	PO6	PO7
CO1	2	1	1	1	2	2	1
CO2	1	2	2	2	-	1	2
CO3	1	1	1	1	2	2	-
CO4	1	1	2	2	-	2	2
CO5	1	1	1	1	1	1	1
Average	1.2	1.2	1.4	1.4	1	1.6	1.2

**SEM IV Economic Development in India and Andhra Pradesh V(A)**

	<b>PO1</b>	<b>PO2</b>	<b>PO3</b>	<b>PO4</b>	<b>PO5</b>	<b>PO6</b>	<b>PO7</b>
<b>CO1</b>	2	2	2	2	3	3	2
<b>CO2</b>	3	2	2	2	3	2	2
<b>CO3</b>	3	2	2	2	2	3	2
<b>CO4</b>	3	2	2	1	2	2	3
<b>CO5</b>	3	2	3	3	3	2	3
<b>Average</b>	2.8	2	2.2	2	2.6	2.4	2.4

**SEM IV-STATISTICAL METHODS FOR ECONOMICS V(B)**

	<b>PO1</b>	<b>PO2</b>	<b>PO3</b>	<b>PO4</b>	<b>PO5</b>	<b>PO6</b>	<b>PO7</b>
<b>CO1</b>	3	2	2	2	2	2	3
<b>CO2</b>	3	2	2	2	2	2	3
<b>CO3</b>	3	2	1	1	2	3	3
<b>CO4</b>	3	2	2	2	2	2	3
<b>CO5</b>	3	2	3	3	3	2	3
<b>Average</b>	3	2	2	2	2.2	2.2	3

**SEM-IV POL204105 – Indian Political Process**

	<b>PO1</b>	<b>PO2</b>	<b>PO3</b>	<b>PO4</b>	<b>PO5</b>	<b>PO6</b>	<b>PO7</b>
<b>CO1</b>	2	1	1	1	2	2	1
<b>CO2</b>	1	2	2	2	-	1	2
<b>CO3</b>	1	1	1	1	2	2	-
<b>CO4</b>	1	1	2	2	-	2	2
<b>CO5</b>	1	1	1	1	1	1	1
<b>Average</b>	1.2	1.2	1.4	1.4	1	1.6	1.2



**SEM -IV POL204106-Western Political thought**

	PO1	PO2	PO3	PO4	PO5	PO6	PO7
CO1	2	1	1	1	2	2	1
CO2	1	2	2	2	-	1	2
CO3	1	1	1	1	2	2	-
CO4	1	1	2	2	-	2	2
CO5	1	1	1	1	1	1	1
Average	1.2	1.2	1.4	1.4	1	1.6	1.2

**Attainment level of each course in SEM-IV for B.A. (HEP)**

Courses	No. of students attended	No. of students attained			CO_CCAA	CO_MSA	CO_FA
		CCAA (≥7)	MSA	FA			
	(1)	(2)	(3)	(4)	(2)/(1)	(3)/(1)	(4)/(1)
History P-IV	46	46	46	46	1	1	1
History P-V	46	46	46	46	1	1	1
Economics P-IV	46	46	46	46	1	1	1
Economics P-V	46	46	46	37	1	1	0.8
Political Science P-IV	46	46	46	46	1	1	1
Political Science P-V	46	46	46	46	1	1	1

2021-22 AB - BA ( HEP) SEM IV CO-CURRICULAR ASSESMENT ATTAINMENTS																				
ECO IV ( A )			ECO IV ( B )			His IV-A			His IV- B			Pol IV-A			Pol IV- B			Weigted Sum		
1	2	3	4	5	6	7	8	9	10	11	12	13	14	15	16	17	18	19	20	21
2.8	1	2.8	3	1	3	1.2	1	1.2	1.2	1	1.2	1.2	1	1.2	1.2	1	1.2	10.6	10.6	1
2	1	2	2	1	2	1.2	1	1.2	1.2	1	1.2	1.2	1	1.2	1.2	1	1.2	8.8	8.8	1
2.2	1	2.2	2	1	2	1.6	1	1.6	1.4	1	1.4	1.6	1	1.6	1.4	1	1.4	10.2	10.2	1
2	1	2	2	1	2	1.4	1	1.4	1.4	1	1.4	1.4	1	1.4	1.4	1	1.4	9.6	9.6	1
2.6	1	2.6	2.2	1	2.2	1	1	1	1	1	1	1	1	1	1	1	1	8.8	8.8	1
2.4	1	2.4	2.2	1	2.2	1.6	1	1.6	1.6	1	1.6	1.6	1	1.6	1.6	1	1.6	11	11	1
2.4	1	2.4	3	1	3	1.2	1	1.2	1.2	1	1.2	1.2	1	1.2	1.2	1	1.2	10.2	10.2	1

2021-22 AB -BA ( HEP) SEM IV MID SEMESTER ASSESMENT ATTAINMENTS																				
ECO IV ( A )			ECO IV ( B )			His IV-A			His IV- B			Pol IV-A			Pol IV- B			Weigted Sum		
1	2	3	4	5	6	7	8	9	10	11	12	13	14	15	16	17	18	19	20	21
2.8	1	2.8	3	1	3	1.2	1	1.2	1.2	1	1.2	1.2	1	1.2	1.2	1	1.2	10.6	10.6	1
2	1	2	2	1	2	1.2	1	1.2	1.2	1	1.2	1.2	1	1.2	1.2	1	1.2	8.8	8.8	1
2.2	1	2.2	2	1	2	1.6	1	1.6	1.4	1	1.4	1.6	1	1.6	1.4	1	1.4	10.2	10.2	1
2	1	2	2	1	2	1.4	1	1.4	1.4	1	1.4	1.4	1	1.4	1.4	1	1.4	9.6	9.6	1
2.6	1	2.6	2.2	1	2.2	1	1	1	1	1	1	1	1	1	1	1	1	8.8	8.8	1
2.4	1	2.4	2.2	1	2.2	1.6	1	1.6	1.6	1	1.6	1.6	1	1.6	1.6	1	1.6	11	11	1
2.4	1	2.4	3	1	3	1.2	1	1.2	1.2	1	1.2	1.2	1	1.2	1.2	1	1.2	10.2	10.2	1

2021-2022 AB - BA ( HEP) SEM IV FINAL ASSESMENT ATTAINMENTS																				
ECO IV ( A )			ECO IV ( B )			His IV-A			His IV- B			Pol IV-A			Pol IV- B			Weigted Sum		
1	2	3	4	5	6	7	8	9	10	11	12	13	14	15	16	17	18	19	20	21
2.8	1	2.8	3	0.8	2.4	1.2	1	1.2	1.2	1	1.2	1.2	1	1.2	1.2	1	1.2	10.6	10	0.943396
2	1	2	2	0.8	1.6	1.2	1	1.2	1.2	1	1.2	1.2	1	1.2	1.2	1	1.2	8.8	8.4	0.954545
2.2	1	2.2	2	0.8	1.6	1.6	1	1.6	1.4	1	1.4	1.6	1	1.6	1.4	1	1.4	10.2	9.8	0.960784
2	1	2	2	0.8	1.6	1.4	1	1.4	1.4	1	1.4	1.4	1	1.4	1.4	1	1.4	9.6	9.2	0.958333
2.6	1	2.6	2.2	0.8	1.76	1	1	1	1	1	1	1	1	1	1	1	1	8.8	8.36	0.95
2.4	1	2.4	2.2	0.8	1.76	1.6	1	1.6	1.6	1	1.6	1.6	1	1.6	1.6	1	1.6	11	10.56	0.96
2.4	1	2.4	3	0.8	2.4	1.2	1	1.2	1.2	1	1.2	1.2	1	1.2	1.2	1	1.2	10.2	9.6	0.941176

## SEMESTER- V

### Semester – V Course:6B Tourism and Hospitality Services HIS205101 -6B

	PO1	PO2	PO3	PO4	PO5	PO6	PO7
CO1	3	3	3	3	3	3	3
CO2	3	2	3	3	2	3	2
CO3	3	3	3	3	3	3	3
CO4	3	3	3	3	3	3	3
CO5	3	3	3	3	3	3	3
Average	3.0	2.8	3.0	3.0	2.8	3.0	2.8

**Semester – V Course:7B Tourism Guidance and Operating Skills HIS205102 -7B**

	PO1	PO2	PO3	PO4	PO5	PO6	PO7
CO1	3	3	3	3	3	3	3
CO2	3	2	3	3	1	3	2
CO3	3	3	3	3	3	3	3
CO4	3	3	3	3	3	3	3
CO5	3	3	3	3	3	3	3
Average	3.0	2.8	3.0	3.0	2.6	3.0	2.8

**SEM V- Insurance Services**

	PO1	PO2	PO3	PO4	PO5	PO6	PO7
CO1	2	2	2	3	2	2	2
CO2	2	2	2	3	2	2	2
CO3	3	3	2	3	2	2	3
CO4	3	2	2	2	2	2	2
CO5	3	3	3	3	3	2	3
Average	2.6	2.4	2.2	2.8	2.2	2	2.4

**SEM V Banking and Financial Services**

	PO1	PO2	PO3	PO4	PO5	PO6	PO7
CO1	2	2	2	3	2	2	2
CO2	2	2	2	3	2	3	2
CO3	3	3	2	3	2	2	3
CO4	3	2	2	2	2	3	2
CO5	3	3	3	3	3	2	3
Average	2.6	2.4	2.2	2.8	2.2	2.4	2.4

**Semester – V POL205105-6B – E-Governance**

	PO1	PO2	PO3	PO4	PO5	PO6	PO7
CO1	3	3	3	3	3	3	3
CO2	3	2	3	3	2	3	2
CO3	3	3	3	3	3	3	3
CO4	3	3	3	3	3	3	3
CO5	3	3	3	3	3	3	3
Average	3.0	2.8	3.0	3.0	2.8	3.0	2.8

**Semester – V POL205106-7B Local Administration**

	PO1	PO2	PO3	PO4	PO5	PO6	PO7
CO1	3	3	3	3	3	3	3
CO2	3	2	3	3	2	3	2
CO3	3	3	3	3	3	3	3
CO4	3	3	3	3	3	3	3
CO5	3	3	3	3	3	3	3
Average	3.0	2.8	3.0	3.0	2.8	3.0	2.8

**Attainment level of each course in SEM-V for B.A. (HEP)**

Courses	No. of students attended	No. of students attained			CO_CCA A	CO_MSA	CO_FA
		CCAA (≥7)	MSA	FA			
	(1)	(2)	(3)	(4)	(2)/(1)	(3)/(1)	(4)/(1)
History P-VI B	46	46	46	43	1	1	0.93
History P-VII B	46	46	46	45	1	1	0.96
Economics P-VI	46	46	46	46	1	1	1
Economics P-VII	46	46	46	46	1	1	1
Political Science P- VI B	46	46	46	46	1	1	1
Political Science P- VIIB	46	46	46	46	1	1	1

2021-22 AB - BA ( HEP) SEM V CO-CURRICULAR ASSESMENT ATTAINMENTS																				
ECO VI-C ( Insura			ECO VII-C ( Banki			His VI-B (THS)			His VII- B( TGOS)			Pol VI			Pol VII			Weigted Sum		
1	2	3	4	5	6	7	8	9	10	11	12	13	14	15	16	17	18	19	20	21
2.6	1	2.6	2.6	1	2.6	3	1	3	3	1	3	3	1	3	3	1	3	17.2	14.2	0.825581
2.4	1	2.4	2.4	1	2.4	2.8	1	2.8	2.8	1	2.8	2.8	1	2.8	2.8	1	2.8	16	13.2	0.825
2.2	1	2.2	2.2	1	2.2	3	1	3	3	1	3	3	1	3	3	1	3	16.4	13.4	0.817073
2.8	1	2.8	2.8	1	2.8	3	1	3	3	1	3	3	1	3	3	1	3	17.6	14.6	0.829545
2.2	1	2.2	2.2	1	2.2	2.8	1	2.8	2.6	1	2.6	2.8	1	2.8	2.6	1	2.6	15.2	12.6	0.828947
2	1	2	2.4	1	2.4	3	1	3	3	1	3	3	1	3	3	1	3	16.4	13.4	0.817073
2.4	1	2.4	2.4	1	2.4	2.8	1	2.8	2.8	1	2.8	2.8	1	2.8	2.8	1	2.8	16	13.2	0.825

2021-22 AB -BA ( HEP) SEM V MID SEMESTER ASSESMENT ATTAINMENTS																				
ECO VI-C ( Insura			ECO VII-C ( Banki			His VI-B (THS)			His VII- B( TGOS)			Pol VI			Pol VII			Weigted Sum		
1	2	3	4	5	6	7	8	9	10	11	12	13	14	15	16	17	18	19	20	21
2.6	1	2.6	2.6	1	2.6	3	1	3	3	1	3	3	1	3	3	1	3	17.2	17.2	1
2.4	1	2.4	2.4	1	2.4	2.8	1	2.8	2.8	1	2.8	2.8	1	2.8	2.8	1	2.8	16	16	1
2.2	1	2.2	2.2	1	2.2	3	1	3	3	1	3	3	1	3	3	1	3	16.4	16.4	1
2.8	1	2.8	2.8	1	2.8	3	1	3	3	1	3	3	1	3	3	1	3	17.6	17.6	1
2.2	1	2.2	2.2	1	2.2	2.8	1	2.8	2.6	1	2.6	2.8	1	2.8	2.6	1	2.6	15.2	15.2	1
2	1	2	2.4	1	2.4	3	1	3	3	1	3	3	1	3	3	1	3	16.4	16.4	1
2.4	1	2.4	2.4	1	2.4	2.8	1	2.8	2.8	1	2.8	2.8	1	2.8	2.8	1	2.8	16	16	1

2021-2022 AB - BA (HEP) SEM V FINAL ASSESMENT ATTAINMENTS																				
ECO VI-C ( Insura			ECO VII-C ( Banki			His VI-B (THS)			His VII- B( TGOS)			Pol VI			Pol VII			Weigted Sum		
1	2	3	4	5	6	7	8	9	10	11	12	13	14	15	16	17	18	19	20	21
2.6	1	2.6	2.6	1	2.6	3	0.93	2.79	3	0.96	2.88	3	0.93	2.79	3	0.96	2.88	17.2	16.54	0.961628
2.4	1	2.4	2.4	1	2.4	2.8	0.93	2.604	2.8	0.96	2.688	2.8	0.93	2.604	2.8	0.96	2.688	16	15.384	0.9615
2.2	1	2.2	2.2	1	2.2	3	0.93	2.79	3	0.96	2.88	3	0.93	2.79	3	0.96	2.88	16.4	15.74	0.959756
2.8	1	2.8	2.8	1	2.8	3	0.93	2.79	3	0.96	2.88	3	0.93	2.79	3	0.96	2.88	17.6	16.94	0.9625
2.2	1	2.2	2.2	1	2.2	2.8	0.93	2.604	2.6	0.96	2.496	2.8	0.93	2.604	2.6	0.96	2.496	15.2	14.6	0.960526
2	1	2	2.4	1	2.4	3	0.93	2.79	3	0.96	2.88	3	0.93	2.79	3	0.96	2.88	16.4	15.74	0.959756
2.4	1	2.4	2.4	1	2.4	2.8	0.93	2.604	2.8	0.96	2.688	2.8	0.93	2.604	2.8	0.96	2.688	16	15.384	0.9615

**Co-Circular Activities attainment (CCAA) Attainment for 2021-2022 Admitted Batch**

Po'S	Sum of weighted product/ weighted sum of Pos sem- 1	Sum of weighted product/ weighted sum of Pos sem-2	Sum of weighted product/ weighted sum of Pos sem-3	Sum of weighted product/ weighted sum of Pos sem-4	Sum of weighted product/weighted sum of Pos sem- 5	Average of PO's attained	% of attainment
<b>PO1</b>	1	1	1	1	0.825581395	0.965116279	97%
<b>PO2</b>	1	1	1	1	0.825	0.965	97%
<b>PO3</b>	1	1	1	1	0.817073171	0.963414634	96%
<b>PO4</b>	1	1	1	1	0.829545455	0.965909091	97%
<b>PO5</b>	1	1	1	1	0.828947368	0.965789474	97%
<b>PO6</b>	1	1	1	1	0.817073171	0.963414634	96%
<b>PO7</b>	1	1	1	1	0.825	0.965	97%

**Mid Semester Attainment for 2021-2022 Admitted Batch**

<b>Po'S</b>	<b>Sum of weighted product/ weighted sum of Pos sem- 1</b>	<b>Sum of weighted product/ weighted sum of Pos sem-2</b>	<b>Sum of weighted product/ weighted sum of Pos sem-3</b>	<b>Sum of weighted product/ weighted sum of Pos sem-4</b>	<b>Sum of weighted product/weighted sum of Pos sem-5</b>	<b>Average of PO's attained</b>	<b>% of attainment</b>
<b>PO1</b>	0.98516129	0.98369906	1	1	1	0.99377207	99%
<b>PO2</b>	0.98343949	0.98516129	1	1	1	0.993720156	99%
<b>PO3</b>	0.983164983	0.985616438	1	1	1	0.993756284	99%
<b>PO4</b>	0.980524345	0.983552632	1	1	1	0.992815395	99%
<b>PO5</b>	0.98516129	0.984717608	1	1	1	0.99397578	99%
<b>PO6</b>	0.984615385	0.979508197	1	1	1	0.992824716	99%
<b>PO7</b>	0.982993197	0.983279743	1	1	1	0.993254588	99%



**Final Attainment for 2021-2022 Admitted Batch**

Po'S	Sum of weighted product/ weighted sum of Pos sem- 1	Sum of weighted product/ weighted sum of Pos sem-2	Sum of weighted product/ weighted sum of Pos sem-3	Sum of weighted product/ weighted sum of Pos sem-4	Sum of weighted product/weighted sum of Pos sem-5	Average of PO's attained	% of attainment
<b>PO1</b>	0.781548387	0.84476489	0.910215827	0.943396226	0.961627907	0.888310648	89%
<b>PO2</b>	0.785859873	0.846451613	0.960433213	0.954545455	0.9615	0.901758031	90%
<b>PO3</b>	0.773872054	0.849041096	0.973886792	0.960784314	0.959756098	0.903468071	90%
<b>PO4</b>	0.822022472	0.893815789	1.002956522	0.958333333	0.9625	0.927925623	93%
<b>PO5</b>	0.744645161	0.85089701	0.94	0.95	0.960526316	0.889213697	89%
<b>PO6</b>	0.823692308	0.894918033	0.935037594	0.96	0.959756098	0.914680806	91%
<b>PO7</b>	0.722176871	0.851318328	0.938441558	0.941176471	0.9615	0.882922646	88%

Signature of Head of the Department.



PRINCIPAL  
**A.S.D. GOVT. DEGREE COLLEGE (W)**  
**AUTONOMOUS**  
**KAKINADA**

Signature of the Principal

# **ASD GOVERNMENT DEGREE COLLEGE FOR WOMEN (A), KAKINADA**

## **ACADEMIC YEAR 2023-24**

### **BA (THP) 2021-2022 AB ATTAINMENTS**

#### **Programme Outcomes for B.A**

PO1: Critical Thinking: Take informed actions after identifying the assumptions that frame our thinking and actions, checking out the degree to which these assumptions are accurate and valid, and looking at our ideas and decisions (intellectual, organizational, and personal) from different perspectives

PO2: Effective Communication: Speak, read, write and listen clearly in person and through electronic media in English and in one Indian language, and make meaning of the world by connecting people, ideas, books, media and technology.

PO3: Social Interaction: Elicit views of others, mediate disagreements and help reach conclusions in group settings.

PO4: Effective Citizenship: Demonstrate empathetic social concern and equity centered national development, and the ability to act with an informed awareness of issues and participate in civic life through volunteering.

PO5: Ethics: Recognize different value systems including your own, understand the moral dimensions of your decisions, and accept responsibility for them.

PO6: Environment and Sustainability: Understand the issues of environmental contexts and sustainable development.

PO7: Self-directed and Life-long Learning: Acquire the ability to engage in independent and life-long learning in the broadest context socio-technological change

**English SEM-I: A COURSE IN COMMUNICATION AND SOFT SKILLS**

	PO1	PO2	PO3	PO4	PO5	PO6	PO7
CO1	2	2	2	3	2	2	2
CO2	2	3	2	3	2	2	3
CO3	2	3	3	3	2	2	2
CO4	3	3	2	2	3	2	3
CO5	3	3	3	3	2	2	2
CO6	2	2	3	2	3	2	3
Average	2.3	2.6	2.5	2.6	2.3	2	2.5

**Department of Telugu-General Telugu- I Semester- Paper-I – Pracheena Telugu Kavitwam**

	PO1	PO2	PO3	PO4	PO5	PO6	PO7
CO1	2	3	2	3	3	1	3
CO2	3	3	3	2	3	3	3
CO3	3	2	3	2	3	3	3
CO4	3	3	3	3	3	1	3
CO5	3	2	1	1	3	1	3
Average	2.8	2.4	3	2.2	3	1.8	3

**SEM-I: - General Hindi- Prose, Short Stories Grammar & Letter writing  
(B.A) Attainment (2021-2022)**

	PO1	PO2	PO3	PO4	PO5	PO6	PO7
CO1	3	2	3	3	2	2	3
CO2	2	3	1	2	3	2	2
CO3	2	3	3	2	3	2	2
CO4	3	3	2	3	3	3	2
CO5	2	3	3	2	2	3	3
CO6	3	3	3	2	2	3	2
%	2.5	2.8	2.5	2.3	2.5	2.5	2.3

**Sanskrit- Semester –I- Paper- I “PROSE, POETRY AND GRAMMAR”**

	PO1	PO2	PO3	PO4	PO5	PO6	PO7
CO1	3	2	1	1	2	1	2
CO2	3	3	2	1	2	1	2
CO3	3	2	3	2	3	1	2
CO4	2	3	2	2	2	1	3
%	2.75	2.5	2	1.5	2.25	1	2.25

**Spl. Telugu I Semester – Paper I-PRACHINA TELUGU KAVITVAM**

	PO1	PO2	PO3	PO4	PO5	PO6	PO7
CO1	3	2	3	2	3	2	2
CO2	2	3	2	1	2	2	1
CO3	3	2	1	3	3	2	2
CO4	2	2	2	3	2	3	2
CO5	3	1	1	3	3	1	3
Average	2.6	2	1.8	2.4	2.6	2	2

**SEM-I: HIS201101 - Ancient Indian History & Culture (From Indus Valley Civil. to 13 Century A.D )**

	PO1	PO2	PO3	PO4	PO5	PO6	PO7
CO1	2	2	1	1	2	2	1
CO2	2	3	1	1	3	2	1
CO3	1	1	2	1	1	1	2
CO4	1	2	1	2	2	2	1
CO5	2	1	1	1	1	1	1
Average	1.6	1.8	1.2	1.2	1.8	1.6	1.2

**SEM-I: POL201103 - Introduction to the political science**

	PO1	PO2	PO3	PO4	PO5	PO6	PO7
CO1	2	2	1	1	2	2	1
CO2	2	3	1	1	3	2	1
CO3	1	1	2	1	1	1	2
CO4	1	2	1	2	2	2	1
CO5	2	1	1	1	1	1	1
Average	1.6	1.8	1.2	1.2	1.8	1.6	1.2
\							

**Attainment level of each course in SEM-I for B.A. (THP)**

Courses	No. of students attended	No. of students attained			CO_CCAA	CO_MSA	CO_FA
		CCAA ( $\geq 7$ )	MSA	FA			
	(1)	(2)	(3)	(4)	(2)/(1)	(3)/(1)	(4)/(1)
English	11	11	10	09	1	0.9	0.6
Telugu	08	08	08	08	1	1	1
Hindi	01	01	01	0	1	1	0
Sanskrit	02	2	2	1	1	1	0.5
History	10	10	10	6	1	1	0.6
Spl.Telugu	10	10	10	07	1	1	0.7
Political Science	10	10	10	8	1	1	0.8

**2021-22 AB - BA ( THP) SEM I - CO-CURRICULAR ASSESMENT ATTAINMENTS**

His			POL			Spl.Tel			ENG			Sanskrit			Telugu			Weigted Sum		
1	2	3	4	5	6	7	8	9	10	11	12	13	14	15	16	17	18	19	20	21
1.6	1	1.6	1.6	1	1.6	2.6	1	2.6	2.3	1	2.3	2.5	1	2.5	2.8	1	2.8	13.4	13.4	1
1.8	1	1.8	1.8	1	1.8	2	1	2	2.6	1	2.6	2.5	1	2.5	2.4	1	2.4	13.1	13.1	1
1.2	1	1.2	1.2	1	1.2	1.8	1	1.8	2.5	1	2.5	2.25	1	2.25	3	1	3	11.95	11.95	1
1.2	1	1.2	1.2	1	1.2	2.4	1	2.4	2.6	1	2.6	2.25	1	2.25	2.2	1	2.2	11.85	11.85	1
1.8	1	1.8	1.8	1	1.8	2.6	1	2.6	2.3	1	2.3	2.5	1	2.5	3	1	3	14	14	1
1.6	1	1.6	1.6	1	1.6	2	1	2	2	1	2	1.5	1	1.5	1.8	1	1.8	10.5	10.5	1
1.2	1	1.2	1.2	1	1.2	2	1	2	2.5	1	2.5	2.5	1	2.5	3	1	3	12.4	12.4	1

**2021-22 AB -BA ( THP) SEM I MID SEMESTER ASSESMENT ATTAINMENTS**

His			POL			Spl.Tel			ENG			Sankrit			Telugu			Weigted Sum		
1	2	3	4	5	6	7	8	9	10	11	12	13	14	15	16	17	18	19	20	21
1.6	1	1.6	1.6	1	1.6	2.6	1	2.6	2.3	0.9	2.07	2.5	1	2.5	2.8	1	2.8	13.4	13.17	0.982836
1.8	1	1.8	1.8	1	1.8	2	1	2	2.6	0.9	2.34	2.5	1	2.5	2.4	1	2.4	13.1	12.84	0.980153
1.2	1	1.2	1.2	1	1.2	1.8	1	1.8	2.5	0.9	2.25	2.25	1	2.25	3	1	3	11.95	11.7	0.979079
1.2	1	1.2	1.2	1	1.2	2.4	1	2.4	2.6	0.9	2.34	2.25	1	2.25	2.2	1	2.2	11.85	11.59	0.978059
1.8	1	1.8	1.8	1	1.8	2.6	1	2.6	2.3	0.9	2.07	2.5	1	2.5	3	1	3	14	13.77	0.983571
1.6	1	1.6	1.6	1	1.6	2	1	2	2	0.9	1.8	1.5	1	1.5	1.8	1	1.8	10.5	10.3	0.980952
1.2	1	1.2	1.2	1	1.2	2	1	2	2.5	0.9	2.25	2.5	1	2.5	3	1	3	12.4	12.15	0.979839

**2021-2022 AB - BA ( THP) SEM I FINAL ASSESMENT ATTAINMENTS**

His			POL			Spl.Tel			ENG			Sanskrit			Telugu			Weigted Sum		
1	2	3	4	5	6	7	8	9	10	11	12	13	14	15	16	17	18	19	20	21
1.6	0.6	0.96	1.6	0.8	1.28	2.6	0.7	1.82	2.3	0.6	1.38	2.5	0.5	1.25	2.8	1	2.8	13.4	9.49	0.708209
1.8	0.6	1.08	1.8	0.8	1.44	2	0.7	1.4	2.6	0.6	1.56	2.5	0.5	1.25	2.4	1	2.4	13.1	9.13	0.696947
1.2	0.6	0.72	1.2	0.8	0.96	1.8	0.7	1.86	2.5	0.6	1.5	2.25	0.5	1.12	3	1	3	11.95	9.16	0.766527
1.2	0.6	0.72	1.2	0.8	0.96	2.4	0.7	1.68	2.6	0.6	1.56	2.25	0.5	1.12	2.2	1	2.2	11.85	8.24	0.695359
1.8	0.6	1.08	1.8	0.8	1.44	2.6	0.7	1.82	2.3	0.6	1.38	2.5	0.5	1.25	3	1	3	14	9.97	0.712143
1.6	0.6	0.96	1.6	0.8	1.28	2	0.7	1.4	2	0.6	1.2	1.5	0.5	0.75	1.8	1	1.8	10.5	7.39	0.70381
1.2	0.6	0.72	1.2	0.8	0.96	2	0.7	1.4	2.5	0.6	1.5	2.5	0.5	1.25	3	1	3	12.4	8.83	0.712097

## Semester –II

### SEM-II: A COURSE IN READING AND WRITING SKILLS (THP Group)

#### Bachelor of Arts (B. A.):

	PO1	PO2	PO3	PO4	PO5	PO6	PO7
CO1	2	2	3	3	3	2	3
CO2	3	1	2	2	1	2	3
CO3	3	2	3	3	3	2	2
CO4	2	3	2	3	2	3	1
CO5	3	3	1	2	3	3	2
CO6	3	3	2	2	2	3	1
Average	2.6	2.3	2.1	2.5	2.3	2.5	2.6

#### General Telugu-II Semester-Paper-II- Aadhunika Telugu Sahityam

	PO1	PO2	PO3	PO4	PO5	PO6	PO7
CO1	1	2	3	3	3	1	3
CO2	3	3	3	2	3	1	3
CO3	2	3	3	1	3	1	3

CO4	2	3	3	3	3	2	3
CO5	1	2	3	2	3	1	3
Average	1.8	2.8	3	2.2	3	1.2	3

**SEM-II: - General Hindi- Prose, Short Stories Grammar & Letter writing (B.A)**

	PO1	PO2	PO3	PO4	PO5	PO6	PO7
CO1	3	3	3	3	3	2	2
CO2	3	2	3	2	2	3	3
CO3	2	2	3	3	2	2	3
CO4	3	2	2	2	3	3	3
CO5	2	3	2	3	2	2	2
CO6	3	2	2	3	3	2	2
%	2.6	2.3	2.5	2.6	2.5	2.3	2.5

**SEM II: SANSKRIT I B.A “PROSE, POETRY AND GRAMMAR**

<b>COs/POs</b>	<b>PO1</b>	<b>PO2</b>	<b>PO3</b>	<b>PO4</b>	<b>PO5</b>	<b>PO6</b>	<b>PO7</b>
<b>CO1</b>	3	2	1	1	2	1	2
<b>CO2</b>	3	3	2	1	2	1	2
<b>CO3</b>	3	2	3	2	3	1	2
<b>CO4</b>	2	3	2	2	2	1	3
<b>Average</b>	2.75	2.5	2	1.5	2.25	1	2.25

**SEM-II HIS202101 Medieval Indian History & Culture (1206 A.D To 1764 A.D)**

	PO1	PO2	PO3	PO4	PO5	PO6	PO7
CO1	2	2	1	2	1	2	2
CO2	2	1	1	1	1	2	1
CO3	2	2	2	2	1	1	2



CO4	1	1	2	2	2	1	1
CO5	2	2	1	2	2	1	1
Average	1.8	1.6	1.4	1.8	1.4	1.4	1.4

**Special Telugu II Semester – Paper II ADHUNIKA TELUGU SAHITYAM**

	PO1	PO2	PO3	PO4	PO5	PO6	PO7
CO1	2	2	3	3	2	2	3
CO2	3	2	3	2	2	2	2
CO3	3	2	2	3	3	2	2
CO4	2	3	1	2	3	2	2
CO5	1	2	2	2	2	3	1
Average	2.2	2.2	2.2	2.4	2.4	2.2	2.0

**Political Science- SEMESTER II - Basic Organs of the Government**

	PO1	PO2	PO3	PO4	PO5	PO6	PO7
CO1	2	2	1	2	1	2	2
CO2	2	1	1	1	1	2	1
CO3	2	2	2	2	1	1	2
CO4	1	1	2	2	2	1	1
CO5	2	2	1	2	2	1	1
Average	1.8	1.6	1.4	1.8	1.4	1.4	1.4

**Attainment level of each course in SEM-II for B.A. (THP)**

Courses	No. of students attained	CO_CCAA	CO_MSA	CO_FA
---------	--------------------------	---------	--------	-------

	No. of students attended	CCAA ( $\geq 7$ )	MSA	FA			
	(1)	(2)	(3)	(4)	(2)/(1)	(3)/(1)	(4)/(1)
English	9	9	8	6	1	0.8	0.6
Telugu	06	06	06	05	1	1	0.83
Hindi	01	01	01	0	1	1	0
Sanskrit	02	2	2	2	1	1	1
History	9	9	9	8	1	1	0.89
Spl.Telugu	09	09	09	7	1	1	0.78
Political Science	9	9	9	9	1	1	1

**2021-22 AB - BA ( THP) SEM II - CO-CURRICULAR ASSESMENT ATTAINMENTS**

His			POL			Spl.Tel			ENG			Sankrit			Telugu			Weigted Sum		
1	2	3	4	5	6	7	8	9	10	11	12	13	14	15	16	17	18	19	20	21
1.8	1	1.8	1.8	1	1.8	2.2	1	2.2	2.6	1	2.6	2.75	1	2.75	1.8	1	1.8	12.95	12.95	1
1.6	1	1.6	1.6	1	1.6	2.2	1	2.2	2.3	1	2.3	2.5	1	2.5	2.8	1	2.8	13	13	1
1.4	1	1.4	1.4	1	1.4	2.2	1	2.2	2.1	1	2.1	2	1	2	3	1	3	12.1	12.1	1
1.8	1	1.8	1.8	1	1.8	2.4	1	2.4	2.5	1	2.5	1.5	1	1.5	2.2	1	2.2	12.2	12.2	1
1.4	1	1.4	1.4	1	1.4	2.4	1	2.4	2.3	1	2.3	2.25	1	2.25	3	1	3	12.75	12.75	1
1.4	1	1.4	1.4	1	1.4	2.2	1	2.2	2.5	1	2.5	1	1	1	1.2	1	1.2	9.7	9.7	1
1.4	1	1.4	1.4	1	1.4	2	1	2	2.6	1	2.6	2.25	1	2.25	3	1	3	12.65	12.65	1

**2021-22 AB -BA ( THP) SEM II MID SEMESTER ASSESMENT ATTAINMENTS**

His			POL			Spl.Tel			ENG			Sankrit			Telugu			Weigted Sum		
1	2	3	4	5	6	7	8	9	10	11	12	13	14	15	16	17	18	19	20	21
1.8	1	1.8	1.8	1	1.8	2.2	1	2.2	2.6	0.8	2.08	2.75	1	2.75	1.8	1	1.8	12.95	12.43	0.959846
1.6	1	1.6	1.6	1	1.6	2.2	1	2.2	2.3	0.8	1.84	2.5	1	2.5	2.8	1	2.8	13	12.54	0.964615
1.4	1	1.4	1.4	1	1.4	2.2	1	2.2	2.1	0.8	1.68	2	1	2	3	1	3	12.1	11.68	0.965289
1.8	1	1.8	1.8	1	1.8	2.4	1	2.4	2.5	0.8	2	1.5	1	1.5	2.2	1	2.2	12.2	11.7	0.959016
1.4	1	1.4	1.4	1	1.4	2.4	1	2.4	2.3	0.8	1.84	2.25	1	2.25	3	1	3	12.75	12.29	0.963922
1.4	1	1.4	1.4	1	1.4	2.2	1	2.2	2.5	0.8	2	1	1	1	1.2	1	1.2	9.7	9.2	0.948454
1.4	1	1.4	1.4	1	1.4	2	1	2	2.6	0.8	2.08	2.25	1	2.25	3	1	3	12.65	12.13	0.958893



CO1	1	2	2	1	1	1	3
CO2	1	3	3	1	1	1	3
CO3	2	3	3	1	2	1	3
CO4	2	3	2	1	1	1	3
CO5	1	3	1	1	2	1	3
Average	1.4	2.8	2.2	1.	1.4	1	3

**SEM-III- Hindi - Old and Modern Poetry & a History of Hindi Literature (B.A)**

	PO1	PO2	PO3	PO4	PO5	PO6	PO7
CO1	2	2	3	3	2	2	2
CO2	2	2	3	2	1	3	3
CO3	2	2	2	2	3	2	3
CO4	2	3	2	3	1	3	3
CO5	2	2	2	2	2	2	3
CO6	2	3	3	2	3	3	2
%	2	2.3	2.5	2.3	2	2.5	2.6

**SEM III: SANSKRIT - II B.A DRMAUPAISHAD, ALAMKARA, HISTORY OF LITERATURE**

	PO1	PO2	PO3	PO4	PO5	PO6	PO7
C01	3	2	1	1	2	1	2
C02	3	3	2	1	2	1	2
C03	3	2	2	1	3	1	3
C04	3	2	2	3	3	3	3
Average	3	2.25	1.75	1.5	2.5	1.5	2.5

**Sem-III HIS203101 Modern Indian History & Culture (1764-1947 A. D)**

	PO1	PO2	PO3	PO4	PO5	PO6	PO7
--	-----	-----	-----	-----	-----	-----	-----

CO1	2	1	1	1	2	2	1
CO2	1	2	2	2	0	1	2
CO3	1	1	1	1	2	2	0
CO4	1	1	2	2	0	2	2
CO5	1	1	1	1	1	1	1
Average	1.2	1.2	1.4	1.4	1	1.6	1.2

**III Semester – Paper III -PRACHINA TELUGU SAHITYA CHARITRA**

	PO1	PO2	PO3	PO4	PO5	PO6	PO7
CO1	2	2	3	3	2	2	1
CO2	3	3	3	1	3	2	2
CO3	2	3	2	2	2	2	3
CO4	2	2	2	2	3	2	3
CO5	3	3	2	2	1	3	2
Average	2.4	2.6	2.4	2.0	2.2	2.2	2.2

**Sem-III POL203103-INDIAN GOVERNMENT AND POLITICS**

	PO1	PO2	PO3	PO4	PO5	PO6	PO7
CO1	2	1	1	1	2	2	1
CO2	1	2	2	2	-	1	2
CO3	1	1	1	1	2	2	-
CO4	1	1	2	2	-	2	2
CO5	1	1	1	1	1	1	1
Average	1.2	1.2	1.4	1.4	1	1.6	1.2

**Attainment level of each course in SEM-III for B.A. (THP)**

Courses		No. of students attained	CO_CCAA	CO_MSA	CO_FA
---------	--	--------------------------	---------	--------	-------

	No. of students attended	CCAA ( $\geq 7$ )	MSA	FA			
	(1)	(2)	(3)	(4)	(2)/(1)	(3)/(1)	(4)/(1)
English	7	7	6	6	1	0.8	0.8
Telugu	06	06	06	06	1	1	1
Hindi	01	01	01	0	1	1	0
Sanskrit	1	1	1	0	1	1	0
History	7	7	7	7	1	1	1
Special .Telugu	07	07	07	06	1	1	0.86
Political Science	7	7	7	7	1	1	1

**2021-22 AB - BA ( THP) SEM III - CO-CURRICULAR ASSESMENT ATTAINMENTS**

His			POL			Spl.Tel			ENG			Sankrit			Telugu			Weigted Sum		
1	2	3	4	5	6	7	8	9	10	11	12	13	14	15	16	17	18	19	20	21
1.2	1	1.2	1.2	1	1.2	2.4	1	2.4	2.3	1	2.3	3	1	3	1.4	1	1.4	11.5	11.5	1
1.2	1	1.2	1.2	1	1.2	2.6	1	2.6	2.1	1	2.1	2.25	1	2.25	2.8	1	2.8	12.15	12.15	1
1.4	1	1.4	1.4	1	1.4	2.4	1	2.4	1.8	1	1.8	1.75	1	1.75	2.2	1	2.2	10.95	10.95	1
1.4	1	1.4	1.4	1	1.4	2	1	2	2.1	1	2.1	1.5	1	1.5	1	1	1	9.4	9.4	1
1	1	1	1	1	1	2.2	1	2.2	2.1	1	2.1	2.5	1	2.5	1.4	1	1.4	10.2	10.2	1
1.6	1	1.6	1.6	1	1.6	2.2	1	2.2	2.5	1	2.5	1.5	1	1.5	1	1	1	10.4	10.4	1
1.2	1	1.2	1.2	1	1.2	2.2	1	2.2	2.5	1	2.5	2.5	1	2.5	3	1	3	12.6	12.6	1

**2021-22 AB -BA ( THP) SEM III MID SEMESTER ASSESMENT ATTAINMENTS**

His			POL			Spl.Tel			ENG			Sankrit			Telugu			Weigted Sum		
1	2	3	4	5	6	7	8	9	10	11	12	13	14	15	16	17	18	19	20	21
1.2	1	1.2	1.2	1	1.2	2.4	1	2.4	2.3	0.8	1.84	3	1	3	1.4	1	1.4	11.5	11.04	0.96
1.2	1	1.2	1.2	1	1.2	2.6	1	2.6	2.1	0.8	1.68	2.25	1	2.25	2.8	1	2.8	12.15	11.73	0.965432
1.4	1	1.4	1.4	1	1.4	2.4	1	2.4	1.8	0.8	1.44	1.75	1	1.75	2.2	1	2.2	10.95	10.59	0.967123
1.4	1	1.4	1.4	1	1.4	2	1	2	2.1	0.8	1.68	1.5	1	1.5	1	1	1	9.4	8.98	0.955319
1	1	1	1	1	1	2.2	1	2.2	2.1	0.8	1.68	2.5	1	2.5	1.4	1	1.4	10.2	9.78	0.958824
1.6	1	1.6	1.6	1	1.6	2.2	1	2.2	2.5	0.8	2	1.5	1	1.5	1	1	1	10.4	9.9	0.951923
1.2	1	1.2	1.2	1	1.2	2.2	1	2.2	2.5	0.8	2	2.5	1	2.5	3	1	3	12.6	12.1	0.960317

**2021-2022 AB - BA ( THP) SEM III FINAL ASSESMENT ATTAINMENTS**

His			POL			Spl.Tel			ENG			Sankrit			Telugu			Weigted Sum		
1	2	3	4	5	6	7	8	9	10	11	12	13	14	15	16	17	18	19	20	21
1.2	1	1.2	1.2	1	1.2	2.4	0.86	2.06	2.3	0.8	1.84	3	0	0	1.4	1	1.4	11.5	7.7	0.669565
1.2	1	1.2	1.2	1	1.2	2.6	0.86	2.23	2.1	0.8	1.68	2.25	0	0	2.8	1	2.8	12.15	9.11	0.749794
1.4	1	1.4	1.4	1	1.4	2.4	0.86	2.06	1.8	0.8	1.44	1.75	0	0	2.2	1	2.2	10.95	8.5	0.776256
1.4	1	1.4	1.4	1	1.4	2	0.86	1.72	2.1	0.8	1.68	1.5	0	0	1	1	1	9.4	7.2	0.765957
1	1	1	1	1	1	2.2	0.86	1.89	2.1	0.8	1.68	2.5	0	0	1.4	1	1.4	10.2	6.97	0.683333
1.6	1	1.6	1.6	1	1.6	2.2	0.86	1.89	2.5	0.8	2	1.5	0	0	1	1	1	10.4	8.09	0.777885
1.2	1	1.2	1.2	1	1.2	2.2	0.86	1.89	2.5	0.8	2	2.5	0	0	3	1	3	12.6	9.29	0.737302



## SEMESTER-IV

### SEM-IV HIS204101 P- IV History & Culture of Andhra (from 1512 to 1956 AD)

	PO1	PO2	PO3	PO4	PO5	PO6	PO7
CO1	2	1	1	1	2	2	1
CO2	1	2	2	2	0	1	2
CO3	1	1	1	1	2	2	0
CO4	1	1	2	2	0	2	2
CO5	1	1	2	1	1	1	1
Average	1.2	1.2	1.6	1.4	1	1.6	1.2

### SEM -IV HIS204102 P- V History of Modern World (From 15th Cent. AD To1945 AD)

	PO1	PO2	PO3	PO4	PO5	PO6	PO7
CO1	2	1	1	1	2	2	1
CO2	1	2	2	2	0	1	2
CO3	1	1	1	1	2	2	0
CO4	1	1	2	2	0	2	2
CO5	1	1	1	1	1	1	1
Average	1.2	1.2	1.4	1.4	1	1.6	1.2

### Special Telugu IV Semester – Paper IV ADHUNIKA TELUGU SAHITYA CHARITRA

	PO1	PO2	PO3	PO4	PO5	PO6	PO7
CO1	2	3	2	2	3	1	1
CO2	2	2	3	3	2	3	2
CO3	3	2	2	2	2	2	3
CO4	1	3	3	3	1	3	3
CO5	2	2	3	1	3	1	2
Average	2.0	2.4	2.6	2.2	2.2	2.0	2.2

### Special Telugu IV Semester – Paper V TELUGU SAHITYA VIMARSA

	PO1	PO2	PO3	PO4	PO5	PO6	PO7
CO1	3	3	3	3	3	2	2
CO2	2	3	3	2	2	2	2
CO3	2	3	3	2	2	2	2
CO4	2	2	2	3	3	3	3
CO5	2	1	1	2	3	1	2
Average	2.2	2.4	2.4	2.4	2.6	2.0	2.2

**Political Science SEM-IV POL204105 – Indian Political Process**

	PO1	PO2	PO3	PO4	PO5	PO6	PO7
CO1	2	1	1	1	2	2	1
CO2	1	2	2	2	-	1	2
CO3	1	1	1	1	2	2	-
CO4	1	1	2	2	-	2	2
CO5	1	1	1	1	1	1	1
Average	1.2	1.2	1.4	1.4	1	1.6	1.2

**Political Science SEM -IV POL204106-Western Political thought**

	PO1	PO2	PO3	PO4	PO5	PO6	PO7
CO1	2	1	1	1	2	2	1
CO2	1	2	2	2	-	1	2
CO3	1	1	1	1	2	2	-
CO4	1	1	2	2	-	2	2
CO5	1	1	1	1	1	1	1
Average	1.2	1.2	1.4	1.4	1	1.6	1.2

**Attainment level of each course in SEM-IV for B.A. (THP)**

Courses	No. of students attended	No. of students attained			CO_CCAA	CO_MSA	CO_FA
		CCAA (≥7)	MSA	FA			
	(1)	(2)	(3)	(4)	(2)/(1)	(3)/(1)	(4)/(1)
History P-IV	7	7	7	7	1	1	1
History P-V	7	7	7	6	1	1	0.86
Spl.Telugu P-IV	07	07	07	02	1	1	0.25
Spl.Telugu P-V	07	07	07	02	1	1	0.25
Political Science P-IV	7	7	7	7	1	1	1
Political Science P-V	7	7	7	7	1	1	1

**2021- 22 AB - BA ( THP) SEM IV CO-CURRICULAR ASSESMENT ATTAINMENTS**

Spl.Tel			Spl.Tel			His VI-B (THS)			His VII- B( TGOS)			Pol VI			Pol VII			Weigted Sum		
1	2	3	4	5	6	7	8	9	10	11	12	13	14	15	16	17	18	19	20	21
2	1	2	2.2	1	2.2	1.2	1	1.2	1.2	1	1.2	1.2	1	1.2	1.2	1	1.2	9	9	1
2.4	1	2.4	2.4	1	2.4	1.2	1	1.2	1.2	1	1.2	1.2	1	1.2	1.2	1	1.2	9.6	9.6	1
2.6	1	2.6	2.4	1	2.4	1.6	1	1.6	1.4	1	1.4	1.6	1	1.6	1.4	1	1.4	11	11	1
2.2	1	2.2	2.4	1	2.4	1.4	1	1.4	1.4	1	1.4	1.4	1	1.4	1.4	1	1.4	10.2	10.2	1
2.2	1	2.2	2.6	1	2.6	1	1	1	1	1	1	1	1	1	1	1	1	8.8	8.8	1
2	1	2	2	1	2	1.6	1	1.6	1.6	1	1.6	1.6	1	1.6	1.6	1	1.6	10.4	10.4	1
2.2	1	2.2	2.2	1	2.2	1.2	1	1.2	1.2	1	1.2	1.2	1	1.2	1.2	1	1.2	9.2	9.2	1

**2021-22 AB -BA ( THP) SEM IV MID SEMESTER ASSESMENT ATTAINMENTS**

Spl.Tel			Spl.Tel			His VI-B (THS)			His VII- B(TGOS)			Pol VI			Pol VII			Weigted Sum		
1	2	3	4	5	6	7	8	9	10	11	12	13	14	15	16	17	18	19	20	21
2	1	2	2.2	1	2.2	1.2	1	1.2	1.2	1	1.2	1.2	1	1.2	1.2	1	1.2	9	9	1
2.4	1	2.4	2.4	1	2.4	1.2	1	1.2	1.2	1	1.2	1.2	1	1.2	1.2	1	1.2	9.6	9.6	1
2.6	1	2.6	2.4	1	2.4	1.6	1	1.6	1.4	1	1.4	1.6	1	1.6	1.4	1	1.4	11	11	1
2.2	1	2.2	2.4	1	2.4	1.4	1	1.4	1.4	1	1.4	1.4	1	1.4	1.4	1	1.4	10.2	10.2	1
2.2	1	2.2	2.6	1	2.6	1	1	1	1	1	1	1	1	1	1	1	1	8.8	8.8	1
2	1	2	2	1	2	1.6	1	1.6	1.6	1	1.6	1.6	1	1.6	1.6	1	1.6	10.4	10.4	1
2.2	1	2.2	2.2	1	2.2	1.2	1	1.2	1.2	1	1.2	1.2	1	1.2	1.2	1	1.2	9.2	9.2	1

**2021-2022 AB - BA ( THP) SEM IV FINAL ASSESMENT ATTAINMENTS**

Spl.Tel			Spl.Tel			His IV-A			His IV - B			Pol IV - A			Pol - IV - B			Weigted Sum		
1	2	3	4	5	6	7	8	9	10	11	12	13	14	15	16	17	18	19	20	21
2	0.25	0.5	2.2	0.25	0.55	1.2	1	1.2	1.2	0.86	1.032	1.2	1	1.2	1.2	1	1.2	9	5.682	0.631333
2.4	0.25	0.6	2.4	0.25	0.6	1.2	1	1.2	1.2	0.86	1.032	1.2	1	1.2	1.2	1	1.2	9.6	5.832	0.6075
2.6	0.25	0.65	2.4	0.25	0.6	1.6	1	1.6	1.4	0.86	1.204	1.6	1	1.6	1.4	1	1.4	11	7.054	0.641273
2.2	0.25	0.55	2.4	0.25	0.6	1.4	1	1.4	1.4	0.86	1.204	1.4	1	1.4	1.4	1	1.4	10.2	6.554	0.642549
2.2	0.25	0.55	2.6	0.25	0.65	1	1	1	1	0.86	0.86	1	1	1	1	1	1	8.8	5.06	0.575
2	0.25	0.5	2	0.25	0.5	1.6	1	1.6	1.6	0.86	1.376	1.6	1	1.6	1.6	1	1.6	10.4	7.176	0.69
2.2	0.25	0.55	2.2	0.25	0.55	1.2	1	1.2	1.2	0.86	1.032	1.2	1	1.2	1.2	1	1.2	9.2	5.732	0.623043

## SEMESTER- V

### History- Semester – V Course:6B Tourism and Hospitality Services HIS205101 -6B

	PO1	PO2	PO3	PO4	PO5	PO6	PO7
CO1	3	3	3	3	3	3	3
CO2	3	2	3	3	2	3	2
CO3	3	3	3	3	3	3	3
CO4	3	3	3	3	3	3	3
CO5	3	3	3	3	3	3	3
Average	3.0	2.8	3.0	3.0	2.8	3.0	2.8

### History- Semester – V Course:7B Tourism Guidance and Operating Skills HIS205102 -7B

	PO1	PO2	PO3	PO4	PO5	PO6	PO7
CO1	3	3	3	3	3	3	3
CO2	3	2	3	3	1	3	2
CO3	3	3	3	3	3	3	3
CO4	3	3	3	3	3	3	3
CO5	3	3	3	3	3	3	3
Average	3.0	2.8	3.0	3.0	2.6	3.0	2.8

### Political Science -Semester – V POL205105-6B – E-Governance

	PO1	PO2	PO3	PO4	PO5	PO6	PO7
CO1	3	3	3	3	3	3	3
CO2	3	2	3	3	2	3	2
CO3	3	3	3	3	3	3	3
CO4	3	3	3	3	3	3	3
CO5	3	3	3	3	3	3	3
Average	3.0	2.8	3.0	3.0	2.8	3.0	2.8

**Political Science - Semester – V POL205106-7B Local Administration**

	PO1	PO2	PO3	PO4	PO5	PO6	PO7
CO1	3	3	3	3	3	3	3
CO2	3	2	3	3	2	3	2
CO3	3	3	3	3	3	3	3
CO4	3	3	3	3	3	3	3
CO5	3	3	3	3	3	3	3
Average	3.0	2.8	3.0	3.0	2.8	3.0	2.8

**Special Telugu V Semester – Paper VI- A TELUGU BHASHA SWAROOPAM**

	PO1	PO2	PO3	PO4	PO5	PO6	PO7
CO1	3	3	3	3	3	3	2
CO2	2	3	3	2	2	2	2
CO3	2	3	3	2	2	2	2
CO4	2	2	2	3	3	3	3
CO5	2	1	1	2	3	2	1
Average	2.2	2.4	2.4	2.4	2.6	2.4	2.0

**Special Telugu Semester – V-Paper VII- A TELUGU RACHANA REETHULU**

	PO1	PO2	PO3	PO4	PO5	PO6	PO7
CO1	3	3	3	3	3	3	2
CO2	3	2	1	2	2	2	1
CO3	2	3	3	3	1	2	2
CO4	3	3	2	3	3	3	2
CO5	2	2	3	2	2	2	2
Average	2.6	2.6	2.4	2.6	2.2	2.4	1.8

**Attainment level of each course in SEM-V for B.A. (THP)**

Courses	No. of students attended	No. of students attained			CO_CCA A	CO_MSA	CO_FA
		CCAA (≥7)	MSA	FA			
	(1)	(2)	(3)	(4)	(2)/(1)	(3)/(1)	(4)/(1)
History P-VI B	7	7	7	4	1	1	0.57
History P-VII B	7	7	7	7	1	1	1
Spl.TeluguP-VI	07	07	07	07	1	1	1
Spl.Telugu P-VII	07	07	07	07	1	1	1
Political Science P- VI B	7	7	7	7	1	1	1
Political Science P- VIIB	7	7	7	7	1	1	1

**2021-22 AB - BA ( THP) SEM V CO-CURRICULAR ASSESMENT ATTAINMENTS**

POs	TELVI	PO Attainm ent	Weighte d product	TELVII	PO Attainm ent	Weighte d product	HISVI	PO Attainm ent	Weighte d product	HISVII	PO Attainm ent	Weighte d product	POL		PO Attainm ent	Weighte d product	POL VII	PO Attainm ent	Weighte d product	Weighte d Sum	Weighte d Sum	Weighted Average
													VI	ent								
PO1	2.2	1	2.2	2.6	1	2.6	3	1	3	3	1	3	3	1	3	3	1	3	16.8	16.8	1	
PO2	2.4	1	2.4	2.6	1	2.6	2.8	1	2.8	2.8	1	2.8	2.8	1	2.8	2.8	1	2.8	16.2	16.2	1	
PO3	2.4	1	2.4	2.4	1	2.4	3	1	3	3	1	3	3	1	3	3	1	3	16.8	16.8	1	
PO4	2.4	1	2.4	2.6	1	2.6	3	1	3	3	1	3	3	1	3	3	1	3	17	17	1	
PO5	2.6	1	2.6	2.2	1	2.2	2.8	1	2.8	2.6	1	2.6	2.8	1	2.8	2.6	1	2.6	15.6	15.6	1	
PO6	2.4	1	2.4	2.4	1	2.4	3	1	3	3	1	3	3	1	3	3	1	3	16.8	16.8	1	
PO7	2	1	2	1.75	1	1.75	2.8	1	2.8	2.8	1	2.8	2.8	1	2.8	2.8	1	2.8	14.95	14.95	1	

**2021-22 AB -BA ( THP) SEM V MID SEMESTER ASSESMENT ATTAINMENTS**

PO s	TEL VI	PO Attainm ent	Weighte d product	TELVII	PO Attainm ent	Weighte d product	HISVI	PO Attainm ent	Weighte d product	HISVII	PO Attainm ent	Weighte d product	POLVI	PO Attainm ent	Weighte d product	POL	PO Attainm ent	Weighte d product	Weighte d Sum	Weighte d Sum	Weighted Average
																VII					
PO1	2.2	1	2.2	2.6	1	2.6	3	1	3	3	1	3	3	1	3	3	1	3	16.8	16.8	1
PO2	2.4	1	2.4	2.6	1	2.6	2.8	1	2.8	2.8	1	2.8	2.8	1	2.8	2.8	1	2.8	16.2	16.2	1
PO3	2.4	1	2.4	2.4	1	2.4	3	1	3	3	1	3	3	1	3	3	1	3	16.8	16.8	1
PO4	2.4	1	2.4	2.6	1	2.6	3	1	3	3	1	3	3	1	3	3	1	3	17	17	1
PO5	2.6	1	2.6	2.2	1	2.2	2.8	1	2.8	2.6	1	2.6	2.8	1	2.8	2.6	1	2.6	15.6	15.6	1
PO6	2.4	1	2.4	2.4	1	2.4	3	1	3	3	1	3	3	1	3	3	1	3	16.8	16.8	1
PO7	2	1	2	1.75	1	1.75	2.8	1	2.8	2.8	1	2.8	2.8	1	2.8	2.8	1	2.8	14.95	14.95	1

**2021-2022 AB - BA ( THP) SEM V FINAL ASSESMENT ATTAINMENTS**

PO s	TELVI	PO Attainm ent	Weighte d product	TELVII	PO Attainm ent	Weighte d product	HISVI	PO Attainm ent	Weighte d product	HISVII	PO Attainm ent	Weighte d product	POL	PO Attainm ent	Weighte d product	POLVII	PO Attainm ent	Weighte d product	Weighte d Sum	Weighte d Sum	Weighted Average
													VI								
PO1	2.2	1	2.2	2.6	1	2.6	3	0.57	1.71	3	1	3	3	1	3	3	1	3	16.8	15.51	0.92321429
PO2	2.4	1	2.4	2.6	1	2.6	2.8	0.57	1.596	2.8	1	2.8	2.8	1	2.8	2.8	1	2.8	16.2	14.996	0.92567901
PO3	2.4	1	2.4	2.4	1	2.4	3	0.57	1.71	3	1	3	3	1	3	3	1	3	16.8	15.51	0.92321429
PO4	2.4	1	2.4	2.6	1	2.6	3	0.57	1.71	3	1	3	3	1	3	3	1	3	17	15.71	0.92411765
PO5	2.6	1	2.6	2.2	1	2.2	2.8	0.57	1.596	2.6	1	2.6	2.8	1	2.8	2.6	1	2.6	15.6	14.396	0.92282051
PO6	2.4	1	2.4	2.4	1	2.4	3	0.57	1.71	3	1	3	3	1	3	3	1	3	16.8	15.51	0.92321429
PO7	2	1	2	1.75	1	1.75	2.8	0.57	1.596	2.8	1	2.8	2.8	1	2.8	2.8	1	2.8	14.95	13.746	0.91946488





**Mid Semester Attainment for 2021-2022 Admitted Batch**

Po'S	Sum of weighted product/ weighted sum of Pos sem-1	Sum of weighted product/ weighted sum of Pos sem-2	Sum of weighted product/ weighted sum of Pos sem-3	Sum of weighted product/ weighted sum of Pos sem-4	Sum of weighted product/ weighted sum of Pos sem-5	Average of PO's attained	% of attainment
<b>PO1</b>	<b>0.982835821</b>	0.95984556	0.976608239	1	1	<b>0.983857924</b>	<b>98%</b>
<b>PO2</b>	<b>0.980152672</b>	0.964615385	0.984148095	1	1	<b>0.98578323</b>	<b>99%</b>
<b>PO3</b>	<b>0.979079498</b>	0.965289256	0.985915095	1	1	<b>0.98605677</b>	<b>99%</b>
<b>PO4</b>	<b>0.978059072</b>	0.959016393	0.980530135	1	1	<b>0.98352112</b>	<b>98%</b>
<b>PO5</b>	<b>0.983571429</b>	0.963921569	0.980021929	1	1	<b>0.985502985</b>	<b>99%</b>
<b>PO6</b>	<b>0.980952381</b>	0.948453608	0.966870183	1	1	<b>0.979255234</b>	<b>98%</b>
<b>PO7</b>	<b>0.97983871</b>	0.958893281	0.978623595	1	1	<b>0.983471117</b>	<b>98%</b>

**Final Attainment for 2021-2022 Admitted Batch**

Po'S	Sum of weighted product/ weighted sum of Pos sem-1	Sum of weighted product/ weighted sum of Pos sem-2	Sum of weighted product/ weighted sum of Pos sem-3	Sum of weighted product/ weighted sum of Pos sem-4	Sum of weighted product/ weighted sum of Pos sem-5	Average of PO's attained	% of attainment
<b>PO1</b>	0.708208955	0.839527559	0.669565217	0.631333333	0.923214286	<b>0.75436987</b>	<b>75%</b>
<b>PO2</b>	<b>0.696946565</b>	0.841076923	0.749794239	0.6075	0.925679012	<b>0.764199348</b>	<b>76%</b>
<b>PO3</b>	<b>0.766527197</b>	0.83854251	0.776255708	0.641272727	0.923214286	<b>0.789162486</b>	<b>79%</b>
<b>PO4</b>	<b>0.69535865</b>	0.837220077	0.765957447	0.64254902	0.924117647	<b>0.773040568</b>	<b>77%</b>
<b>PO5</b>	<b>0.712142857</b>	0.837384615	0.683333333	0.575	0.922820513	<b>0.746136264</b>	<b>75%</b>
<b>PO6</b>	<b>0.703809524</b>	0.818235294	0.777884615	0.69	0.923214286	<b>0.782628744</b>	<b>78%</b>
<b>PO7</b>	<b>0.712096774</b>	0.83379845	0.737301587	0.623043478	0.919464883	<b>0.765141034</b>	<b>77%</b>

*V. Ananta Lakshmi*

Signature of the Principal  
**PRINCIPAL**  
**A.S.D.GOV.T.DEGREE COLLEGE (W)**  
**AUTONOMOUS**  
**KAKINADA**



**ASD GOVERNMENT DEGREE COLLEGE FOR WOMEN (A), KAKINADA  
ACADEMIC YEAR 2023-24**

**I B.SC (MPC) CO-PO Mapping tables SEM-I**

**1: Slight [Low]; 2: Moderate [Medium]; 3: Substantial [High], 0: (No Correlation)**

**SEM-I: ENGLISH A COURSE IN COMMUNICATION AND SOFT SKILLS(B.A. /B. Com./B. Sc.)**

	<b>PO1</b>	<b>PO2</b>	<b>PO3</b>	<b>PO4</b>	<b>PO5</b>	<b>PO6</b>
<b>CO1</b>	2	3	2	3	2	3
<b>CO2</b>	3	2	3	3	2	3
<b>CO3</b>	2	2	3	2	2	2
<b>CO4</b>	3	3	2	2	2	3
<b>CO5</b>	3	2	2	3	3	2
<b>CO6</b>	3	3	3	2	3	3
<b>Average</b>	2.6	2.5	2.5	2.5	2.3	2.6

**General Telugu SEM –I Pracheena Telugu Kavitham**

	<b>PO1</b>	<b>PO2</b>	<b>PO3</b>	<b>PO4</b>	<b>PO5</b>	<b>PO6</b>
<b>CO1</b>	3	3	1	2	3	3
<b>CO2</b>	3	2	3	3	3	3
<b>CO3</b>	2	2	3	3	3	3
<b>CO4</b>	3	3	1	3	3	3
<b>CO5</b>	2	1	1	3	3	3
<b>Average</b>	2.6	2.2	1.8	2.8	3	3

**SEM –I SANSKRIT**

	<b>PO1</b>	<b>PO2</b>	<b>PO3</b>	<b>PO4</b>	<b>PO5</b>	<b>PO6</b>
<b>CO1</b>	2	1	2	3	1	3
<b>CO2</b>	3	2	1	2	1	2
<b>CO3</b>	4	1	2	3	1	2
<b>CO4</b>	2	1	1	2	1	1
<b>Average</b>	2.75	1.25	1	2.5	1	2

**SEM-I: - General Hindi- Prose, Short Stories Grammar & Letter writing**

	<b>PO1</b>	<b>PO2</b>	<b>PO3</b>	<b>PO4</b>	<b>PO5</b>	<b>PO6</b>
<b>CO1</b>	3	2	3	3	2	3
<b>CO2</b>	3	3	3	2	2	3
<b>CO3</b>	2	3	3	3	3	2
<b>CO4</b>	2	2	2	3	2	3
<b>CO5</b>	3	2	2	2	3	2
<b>CO6</b>	3	3	3	3	3	3
<b>Average</b>	2.6	2.5	2.6	2.6	2.3	2.6

**Maths, Paper-I (Semester I) : Differential Equations**

	<b>PO 1</b>	<b>PO 2</b>	<b>PO 3</b>	<b>PO 4</b>	<b>PO 5</b>	<b>PO 6</b>
<b>CO 1</b>	2	1	1	2	2	3
<b>CO 2</b>	3	1	1	3	3	2
<b>CO 3</b>	3	1	1	2	3	3
<b>CO 4</b>	2	1	1	2	3	2
<b>CO 5</b>	3	1	1	2	2	3
<b>AVG</b>	2.6	1	1	2.2	2.6	2.6

**I B.SC, Paper-1, Mechanics, Waves and Oscillations**

	PO1	PO2	PO3	PO4	PO5	PO6
CO1	1	2	2	3	2	3
CO2	1	2	2	3	2	3
CO3	1	2	2	3	2	3
CO4	1	2	2	3	2	3
AVG	1	2	2	3	2	3

**Chemistry Paper-I (Semeter I) : Inorganic & Physical Chemistry**

	PO 1	PO 2	PO 3	PO 4	PO 5	PO 6
<b>CO 1</b>	2	3	2	2	2	3
<b>CO 2</b>	3	2	3	0	3	2
<b>CO 3</b>	0	2	3	0	3	3
<b>AVG</b>	1.66	2.33	2.66	0.66	2.66	2.66

**Calculating attainment at each level of course MPC**

Courses	No of students attended	No of students attained			CO_CCAA	CO_MSA	CO_FA
		CCAA (≥7)	MSA (≥8)	FA (≥26)			
	(1)	(2)	(3)	(4)	(2)/(1)	(3)/(1)	(4)/(1)
<b>ENGLISH</b>	49	49	48	48	1	0.9	0.9
<b>TELUGU</b>	24	24	24	22	1	1	0.97
<b>SANSKRIT</b>	24	24	24	23	1	1	0.95
<b>HINDI</b>	01	01	01	01	1	1	1
<b>Inorganic &amp; Physical Chemistry-1</b>	49	49	49	36	1	1	0.735
<b>Differential Equations</b>	49	49	49	37	1	1	0.78
<b>Mechanics, waves and Oscillations</b>	49	48	49	39	0.97	1	0.79

**B.Sc MPC SEM-I MID SEMESTER ACTIVITY ASSESMENT ATTAINMENTS**

<b>POs</b>	<b>MAT-I</b>	<b>PO Attainment</b>	<b>Weighted product</b>	<b>PHY-I</b>	<b>PO Attainment</b>	<b>Weighted product</b>	<b>Chem I</b>	<b>PO Attainment</b>	<b>Weighted product</b>	<b>Eng I</b>	<b>PO Attainment</b>	<b>Weighted product</b>	<b>Te II</b>	<b>PO Attainment</b>	<b>Weighted product</b>	<b>Hi n I</b>	<b>PO Attainment</b>	<b>Weighted product</b>	<b>San I</b>	<b>PO Attainment</b>	<b>Weighted product</b>	<b>Weighted Sum of Pos</b>	<b>Sum of Weighted product</b>	<b>Sum of Weighted product/Weighted Sum of POs</b>
<b>PO 1</b>	2.6	1	2.6	1	2.6	1	2.25	1	2.25	2.6	0.9	2.34	2.6	1	2.6	2.6	1	2.6	2.75	1	2.75	16.4	16.14	0.984146
<b>PO 2</b>	1	1	1	1	1	2	2.5	1	2.5	2.5	0.9	2.25	2.2	1	2.2	2.5	1	2.5	1.25	1	1.25	13.95	13.7	0.982079
<b>PO 3</b>	1	1	1	1	1	2	2	1	2	2.5	0.9	2.25	1.8	1	1.8	2.6	1	2.6	1.5	1	1.5	13.4	13.15	0.981343
<b>PO 4</b>	2.2	1	2.2	1	2.2	3	1.75	1	1.75	2.5	0.9	2.25	2.8	1	2.8	2.6	1	2.6	2.5	1	2.5	17.35	17.1	0.985591
<b>PO 5</b>	2.6	1	2.6	1	2.6	2	2.7	1	2.7	2.3	0.9	2.07	3	1	3	2.3	1	2.3	1	1	1	15.9	15.67	0.985535
<b>PO 6</b>	2.6	1	2.6	1	2.6	3	1.75	1	1.75	2.6	0.9	2.34	3	1	3	2.6	1	2.6	2	1	2	17.55	17.29	0.985185



**B.Sc MPC SEM-I CO-CURRICULAR ACTIVITY ASSESMENT ATTAINMENTS**

<b>PO s</b>	<b>MAT -I</b>	<b>PO Attai nme nt</b>	<b>Wei ghe d pro duc t</b>	<b>PHY -I</b>	<b>PO Atta inm ent</b>	<b>Wei ghed prod uct</b>	<b>Che m I</b>	<b>PO Attai nmen t</b>	<b>Wei ghed prod uct</b>	<b>En g I</b>	<b>PO Attai nme nt</b>	<b>Wei ghed prod uct</b>	<b>Te l I</b>	<b>PO Atta inm ent</b>	<b>Wei ghe d pro duc t</b>	<b>Hi n I</b>	<b>PO Attai nme nt</b>	<b>Wei ghe d product</b>	<b>San I</b>	<b>PO Atta inme nt</b>	<b>Wei ghe d product</b>	<b>Wei ght ed Su m of Pos</b>	<b>Sum of Wei ghed prod uct</b>	<b>Sum of Weighe d product/ Weighe d Sum of POs</b>
<b>PO 1</b>	2.6	1	2.6	1	0.97	0.97	1.66	1	1.66	2.6	1	2.6	2.6	0.96	2.49	2.6	1	2.6	2.75	1	<b>2.75</b>	15.8 1	15.67	0.991145
<b>PO 2</b>	1	1	1	2	0.97	1.94	2.33	1	2.33	2.5	1	2.5	2.2	0.96	2.11	2.5	1	2.5	1.25	1	<b>1.25</b>	13.7 8	13.63	0.989115
<b>PO 3</b>	1	1	1	2	0.97	1.94	2.66	1	2.66	2.5	1	2.5	1.8	0.96	1.72	2.6	1	2.6	1.5	1	<b>1.5</b>	14.0 6	13.92	0.990043
<b>PO 4</b>	2.2	1	2.2	3	0.97	2.91	0.66	1	0.66	2.5	1	2.5	2.8	0.96	2.68	2.6	1	2.6	2.5	1	<b>2.5</b>	16.2 6	16.05	0.987085
<b>PO 5</b>	2.6	1	2.6	2	0.97	1.94	2.66	1	2.66	2.3	1	2.3	3	0.96	2.88	2.3	1	2.3	1	1	<b>1</b>	15.8 6	15.68	0.988651
<b>PO 6</b>	2.6	1	2.6	3	0.97	2.91	2.66	1	2.66	2.6	1	2.6	3	0.96	2.88	2.6	1	2.6	2	<b>1</b>	<b>2</b>	18.4 6	18.25	0.988624

**B.Sc MPC SEM-I FINAL ASSESMENT ATTAINMENTS**

<b>POs</b>	<b>MAT-I</b>	<b>PO Attainment</b>	<b>Weighted product</b>	<b>PHY-I</b>	<b>PO Attainment</b>	<b>Weighted product</b>	<b>Chem I</b>	<b>PO Attainment</b>	<b>Weighted product</b>	<b>Eng I</b>	<b>PO Attainment</b>	<b>Weighted product</b>	<b>Te II</b>	<b>PO Attainment</b>	<b>Weighted product</b>	<b>Hi n I</b>	<b>PO Attainment</b>	<b>Weighted product</b>	<b>San I</b>	<b>PO Attainment</b>	<b>Weighted product</b>	<b>Weighted Sum of Pos</b>	<b>Sum of Weighted product</b>	<b>Sum of Weighted product/Weighted Sum of POs</b>
<b>PO 1</b>	2.6	0.78	2.028	1	0.79	0.79	1.66	0.735	1.22	2.6	0.9	2.34	2.6	1	2.6	2.6	1	2.6	2.75	0.95	2.6	15.81	14.178	0.896774
<b>PO 2</b>	1	0.78	0.78	2	0.79	1.58	2.33	0.735	1.713	2.5	0.9	2.25	2.2	1	2.2	2.5	1	2.5	1.25	0.95	1.18	13.78	12.203	0.885559
<b>PO 3</b>	1	0.78	0.78	2	0.79	1.58	2.66	0.735	1.955	2.5	0.9	2.25	1.8	1	1.8	2.6	1	2.6	1.5	0.95	1.42	14.06	12.385	0.880868
<b>PO 4</b>	2.2	0.78	1.716	3	0.79	2.37	0.66	0.735	0.485	2.5	0.9	2.25	2.8	1	2.8	2.6	1	2.6	2.5	0.95	2.37	16.26	14.591	0.897355
<b>PO 5</b>	2.6	0.78	2.028	2	0.79	1.58	2.66	0.735	1.955	2.3	0.9	2.07	3	1	3	2.3	1	2.3	1	0.95	0.95	15.86	13.883	0.875347
<b>PO 6</b>	2.6	0.78	2.028	3	0.79	2.37	2.66	0.735	1.955	2.6	0.9	2.34	3	1	3	2.6	1	2.6	2	0.95	1.9	18.46	16.193	0.877194

**I B.SC (MPC) CO-PO Mapping tables SEM-II**

**1: Slight [Low]; 2: Moderate [Medium]; 3: Substantial [High], 0: (No Correlation)**

**SEM-II: A COURSE IN READING AND WRITING SKILLS**

	PO1	PO2	PO3	PO4	PO5	PO6
CO1	2	2	2	2	2	3
CO2	3	2	3	1	2	1
CO3	3	3	2	2	2	2
CO4	2	3	1	3	3	3
CO5	2	3	3	2	2	2
CO6	2	2	2	3	3	3
	2.3	2.3	2.1	2.1	2.3	2.3

**General Telugu SEM –II Aadhunika Telugu Sahityam**

	PO1	PO2	PO3	PO4	PO5	PO6
CO1	2	3	1	1	3	3
CO2	3	2	1	3	3	3
CO3	3	1	1	2	3	3
CO4	3	3	2	2	3	3
CO5	2	2	1	1	3	3
Average	2.8	2.2	1.2	1.8	3	3

**SEM-II: Poetry ,Prose Grammar SANSKRIT**

	PO1	PO2	PO3	PO4	PO5	PO6
CO1	2	2	1	2	1	3
CO2	3	2	2	1	1	2
CO3	3	3	2	2	1	2
CO4	2	3	2	1	1	1
Average	2.5	2.5	1.75	1.5	1	2

**SEM-II: - General Hindi- Prose, Short Stories Grammar & Letter writing**

	PO1	PO2	PO3	PO4	PO5	PO6
CO1	3	2	3	2	3	2
CO2	2	2	2	2	2	2
CO3	2	3	3	2	3	2
CO4	3	2	2	2	2	2
CO5	2	2	2	2	2	2
CO6	3	3	3	2	2	2
%	2.5	2.3	2.5	2	2.3	2

**Maths, Paper-II (Semester II) : Solid Geometry**

	PO 1	PO 2	PO 3	PO 4	PO 5	PO 6
CO 1	2	1	1	2	2	3
CO 2	3	1	1	3	3	2
CO 3	3	1	1	2	3	3
CO 4	2	1	1	2	3	2
AVG	2.5	1	1	2.25	2.75	2.5

**Physics, MPC, SEM-2, Paper-II, Wave optics**

	PO1	PO2	PO3	PO4	PO5	PO6
CO1	1	2	2	3	2	3
CO2	1	2	2	3	2	3
CO3	1	2	2	3	2	3
AVG	1	2	2	3	2	3

**Chemistry, Paper-II (Semeter II) : Organic & General Chemistry**

	PO 1	PO 2	PO 3	PO 4	PO 5	PO 6
<b>CO 1</b>	2	3	3	2	3	3
<b>CO 2</b>	2	2	0	2	3	0
<b>CO 3</b>	3	2	3	2	3	3
<b>CO 4</b>	2	3	2	1	2	1
<b>AVG</b>	2.25	2.5	2	1.75	2.7	1.75

**Calculating attainment at each level of course MPC SEMESTER II**

Courses	No of students attended	No of students attained			CO_CCAA	CO_MSA	CO_FA
		CCAA (≥7)	MSA (≥8)	FA (≥26)			
	(1)	(2)	(3)	(4)	(2)/(1)	(3)/(1)	(4)/(1)
<b>ENGLISH</b>	42	42	40	37	1	0.9	0.8
<b>TELUGU</b>	21	21	21	18	1	1	0.86
<b>SANSKRIT</b>	22	22	22	22	1	1	1
<b>HINDI</b>	01	01	01	01	1	1	1
<b>Organic &amp; General Chemistry-II</b>	42	42	42	37	1	1	0.881
<b>Solid Geometry</b>	40	40	40	32	1	1	0.8
<b>Wave Optics</b>	39	37	39	31	0.94	1	0.79

**I B.Sc MPC SEM-II MID SEMESTER ACTIVITY ASSESMENT ATTAINMENTS**

<b>POs</b>	<b>MAT-II</b>	<b>PO Attainment</b>	<b>Weighted product</b>	<b>PHY-II</b>	<b>PO Attainment</b>	<b>Weighted product</b>	<b>CHE-II</b>	<b>PO Attainment</b>	<b>Weighted product</b>	<b>Eng II</b>	<b>PO Attainment</b>	<b>Weighted product</b>	<b>Te I II</b>	<b>PO Attainment</b>	<b>Weighted product</b>	<b>Hi II</b>	<b>PO Attainment</b>	<b>Weighted product</b>	<b>San II</b>	<b>PO Attainment</b>	<b>Weighted product</b>	<b>Weighted Sum of Pos</b>	<b>Sum of Weighted product</b>	<b>Sum of Weighted product/Weighted Sum of POs</b>
<b>PO 1</b>	2.5	1	2.5	1	1	1	1.66	1	1.66	2.3	0.9	2.07	2.8	1	2.8	2.5	1	2.5	<b>2.5</b>	1	2.5	15.26	15.03	0.984928
<b>PO 2</b>	1	1	1	2	1	2	2.33	1	2.33	2.3	0.9	2.07	2.2	1	2.2	2.3	1	2.3	<b>2.5</b>	1	2.5	14.63	14.4	0.984279
<b>PO 3</b>	1	1	1	2	1	2	2.66	1	2.66	2.1	0.9	1.89	1.2	1	1.2	2.5	1	2.5	<b>1.75</b>	1	1.75	13.21	13	0.984103
<b>PO 4</b>	2.25	1	2.25	3	1	3	0.66	1	0.66	2.1	0.9	1.89	1.8	1	1.8	2	1	2	<b>1.5</b>	1	1.5	13.31	13.1	0.984222
<b>PO 5</b>	2.75	1	2.75	2	1	2	2.66	1	2.66	2.3	0.9	2.07	3	1	3	2.3	1	2.3	<b>1</b>	1	1	16.01	15.78	0.985634
<b>PO 6</b>	2.5	1	2.5	3	1	3	2.66	1	2.66	2.3	0.9	2.07	3	1	3	2	1	2	<b>2</b>	1	2	17.46	17.23	0.986827

**B.Sc MPC SEM-II CO-CURRICULAR ACTIVITY ASSESMENT ATTAINMENTS**

<b>POs</b>	<b>MAT-II</b>	<b>PO Attainment</b>	<b>Weighted product</b>	<b>PHY-II</b>	<b>PO Attainment</b>	<b>Weighted product</b>	<b>CHE-II</b>	<b>PO Attainment</b>	<b>Weighted product</b>	<b>Eng II</b>	<b>PO Attainment</b>	<b>Weighted product</b>	<b>Te I II</b>	<b>PO Attainment</b>	<b>Weighted product</b>	<b>Hi n II</b>	<b>PO Attainment</b>	<b>Weighted product</b>	<b>San II</b>	<b>PO Attainment</b>	<b>Weighted product</b>	<b>Weighted Sum of Pos</b>	<b>Sum of Weighted product</b>	<b>Sum of Weighted product/Weighted Sum of POs</b>
<b>PO 1</b>	2.5	1	2.5	1	0.94	0.94	2.25	1	2.25	2.3	1	2.3	2.8	1	2.8	2.5	1	2.5	<b>2.5</b>	1	2.5	15.85	15.79	0.996215
<b>PO 2</b>	1	1	1	2	0.94	1.88	2.5	1	2.5	2.3	1	2.3	2.2	1	2.2	2.3	1	2.3	<b>2.5</b>	1	2.5	14.8	14.68	0.991892
<b>PO 3</b>	1	1	1	2	0.94	1.88	2	1	2	2.1	1	2.1	1.2	1	1.2	2.5	1	2.5	<b>1.75</b>	1	1.75	12.55	12.43	0.990438
<b>PO 4</b>	2.25	1	2.25	3	0.94	2.82	1.75	1	1.75	2.1	1	2.1	1.8	1	1.8	2	1	2	<b>1.5</b>	1	1.5	14.4	14.22	0.9875
<b>PO 5</b>	2.75	1	2.75	2	0.94	1.88	2.7	1	2.7	2.3	1	2.3	3	1	3	2.3	1	2.3	<b>1</b>	1	1	16.05	15.93	0.992523
<b>PO 6</b>	2.5	1	2.5	3	0.94	2.82	1.75	1	1.75	2.3	1	2.3	3	1	3	2	1	2	<b>2</b>	1	2	16.55	16.37	0.989124



**B.Sc MPC SEM-II FINAL ASSESMENT ATTAINMENTS**

POs	MAT-II	PO Attainment	Weighted product	PHY -II	PO Attainment	Weighted product	CHE -II	PO Attainment	Weighted product	Eng II	PO Attainment	Weighted product	Te I II	PO Attainment	Weighted product	Hi n II	PO Attainment	Weighted product	San II	PO Attainment	Weighted product	Weighted Sum of Pos	Sum of Weighted product	Sum of Weighted product/Weighted Sum of POs
PO 1	2.5	0.8	2	1	0.79	0.79	2.25	0.88 1	1.982	2.3	0.8	1.84	2.8	0.96	2.68	2.5	1	2.5	2.5	1	2.5	15.8 5	14.2 92	0.901703
PO 2	1	0.8	0.8	2	0.79	1.58	2.5	0.88 1	2.203	2.3	0.8	1.84	2.2	0.96	2.11	2.3	1	2.3	2.5	1	2.3	14.8	13.1 33	0.887365
PO 3	1	0.8	0.8	2	0.79	1.58	2	0.88 1	1.762	2.1	0.8	1.68	1.2	0.96	1.15	2.5	1	2.5	1.75	1	2.5	12.5 5	11.9 72	0.953944
PO 4	2.2 5	0.8	1.8	3	0.79	2.37	1.75	0.88 1	1.542	2.1	0.8	1.68	1.8	0.96	1.72	2	1	2	1.5	1	2	14.4	13.1 12	0.910556
PO 5	2.7 5	0.8	2.2	2	0.79	1.58	2.7	0.88 1	2.379	2.3	0.8	1.84	3	0.96	2.88	2.3	1	2.3	1	1	2.3	16.0 5	15.4 79	0.964424
PO 6	2.5	0.8	2	3	0.79	2.37	1.75	0.88 1	1.542	2.3	0.8	1.84	3	0.96	2.88	2	1	2	2	1	2	16.5 5	14.6 32	0.884109

**II B.SC, SEM-III, PAPER-III- ENGLISH**

	<b>PO 1</b>	<b>PO 2</b>	<b>PO 3</b>	<b>PO 4</b>	<b>PO 5</b>	<b>PO 6</b>
<b>CO1</b>	1	1	1	2	3	1
<b>CO2</b>	1	2	1	1	3	1
<b>CO3</b>	1	1	1	3	3	2
<b>CO4</b>	1	2	1	2	2	2
<b>CO5</b>	1	1	1	2	2	2
<b>Average</b>	1	1.4	1	2	2.6	1.6

**II B.SC, SEM-III, PAPER-III: TELUGU**

	<b>PO 1</b>	<b>PO 2</b>	<b>PO 3</b>	<b>PO 4</b>	<b>PO 5</b>	<b>PO 6</b>
<b>CO1</b>	2	1	1	1	3	3
<b>CO2</b>	3	1	1	1	3	3
<b>CO3</b>	3	1	1	2	3	3
<b>CO4</b>	3	1	1	2	2	3
<b>CO5</b>	3	1	1	1	3	3
<b>Average</b>	2.8	1	1	1.4	2.8	3

**II B.SC, SEM-III, PAPER-III, HINDI- Old and Modern Poetry & History of Hindi Literature**

	<b>PO1</b>	<b>PO2</b>	<b>PO3</b>	<b>PO4</b>	<b>PO5</b>	<b>PO6</b>
<b>CO1</b>	3	2	3	3	2	2
<b>CO2</b>	2	2	3	1	2	2
<b>CO3</b>	2	2	3	3	1	2
<b>CO4</b>	3	2	2	2	2	2
<b>CO5</b>	2	2	2	3	2	2
<b>CO6</b>	2	2	3	2	1	2
<b>Average</b>	2.3	2	2.6	2.3	1.6	2

**II B.SC, SEM-III, PAPER-III, SANSKRIT**

	<b>PO1</b>	<b>PO2</b>	<b>PO3</b>	<b>PO4</b>	<b>PO5</b>	<b>PO6</b>
<b>CO1</b>	2	1	1	2	4	2
<b>CO2</b>	4	2	5	2	2	4
<b>CO3</b>	5	2	4	2	1	2
<b>CO4</b>	1	4	2	4	2	2
<b>Average</b>	2.4	2.25	2.4	2.5	2.25	2.5

**II B.SC, SEM-III, Paper-III, Abstract Algebra**

	<b>PO 1</b>	<b>PO 2</b>	<b>PO 3</b>	<b>PO 4</b>	<b>PO 5</b>	<b>PO 6</b>
<b>CO 1</b>	3	1	1	2	3	3
<b>CO 2</b>	3	1	1	3	3	3
<b>CO 3</b>	3	1	1	2	3	3
<b>CO 4</b>	3	1	1	3	3	3
<b>CO 5</b>	2	1	1	2	2	2
<b>CO 6</b>	2	1	1	2	2	2
<b>AVG</b>	2.6	1	1	2.4	2.6	2.6

**II B.SC, MPC, SEM-3, PAPER-3, Heat & Thermodynamics**

	<b>PO1</b>	<b>PO2</b>	<b>PO3</b>	<b>PO4</b>	<b>PO5</b>	<b>PO6</b>
<b>CO1</b>	2	2	2	3	3	3
<b>CO2</b>	2	2	2	3	3	3
<b>CO3</b>	2	2	2	3	3	3
<b>CO4</b>	3	2	2	3	3	3
<b>CO5</b>	3	2	2	3	3	3
<b>Average</b>	2.4	2	2	3	3	3

**II B.SC,SEM-III, Paper-III , Organic Chemistry & Spectroscopy**

	<b>PO 1</b>	<b>PO 2</b>	<b>PO 3</b>	<b>PO 4</b>	<b>PO 5</b>	<b>PO 6</b>
<b>CO 1</b>	3	3	3	2	3	3
<b>CO 2</b>	3	3	3	3	3	3
<b>CO 3</b>	3	2	3	2	3	3
<b>CO 4</b>	3	3	3	3	3	3
<b>AVG</b>	3	2.75	3	2.5	3	3

**Attainment level of each course in Sem-V for B.SC (MPC)**

Courses	No of students attended	No of students attained			CO_CCAA	CO_MSA	CO_FA
		CCAA( $\geq 7$ )	MSA( $\geq 8$ )	FA( $\geq 26$ )			
	(1)	(2)	(3)	(4)	(2)/(1)	(3)/(1)	(4)/(1)
<b>A Course in Conversational Skills</b>	39	39	39	38	1	1	0.9
<b>Telugu</b>	23	23	23	23	1	1	1
<b>Old and modern poetry &amp; a history of hindi literature</b>	01	01	01	01	1	1	1
<b>Drama, Upanishad, Alankara and history of Sanskrit literature</b>	16	16	16	16	1	1	1
<b>Abstract Algebra</b>	37	37	37	37	1	1	1
<b>Heat &amp; Thermodynamics</b>	39	35	39	35	1	1	0.89
<b>Organic Chemistry &amp; Spectroscopy</b>	38	38	38	36	1	1	0.947

**II B.Sc. SEM-III (MPC)- CO-CURRICULAR ACTIVITY ASSESMENT ATTAINMENTS**

<b>PO s</b>	<b>EN G III</b>	<b>PO Att ain me nt</b>	<b>Wei ghte d pro duct</b>	<b>T E L III</b>	<b>P O A tt ain me nt</b>	<b>Wei ght ed pro duc t</b>	<b>HI ND I III</b>	<b>P O A tt ain me nt</b>	<b>W ei gh t ed pr od uc t</b>	<b>SAN III</b>	<b>PO Att ain me nt</b>	<b>Wei ghte d pro duct</b>	<b>M AT III</b>	<b>PO Att ain me nt</b>	<b>W ei gh t ed pr od uc t</b>	<b>PH Y III</b>	<b>PO Att ain me nt</b>	<b>W ei gh t ed pro duc t</b>	<b>CHE III</b>	<b>PO Att ain me nt</b>	<b>W ei gh t ed pr od uc t</b>	<b>W ei gh t ed S um O F P O'S</b>	<b>S um o f w ei gh t ed pr od uc t</b>	<b>S um o f w ei gh t ed pr od uc t/ S um O F P O'S pr od uc t</b>
<b>PO1</b>	2.6	1	2.6	2.8	1	2.8	2.3	1	2.3	2.4	1	2.4	2.6	1	2.6	2.4	1	2.4	3	1	3	18.1	18.1	1
<b>PO2</b>	2.1	1	2.1	1	1	1	2	1	2	2.5	1	2.5	1	1	1	2	1	2	2.75	1	2.75	13.35	13.35	1
<b>PO3</b>	2.3	1	2.3	1	1	1	2.6	1	2.6	2.4	1	2.4	1	1	1	2	1	2	3	1	3	14.3	14.3	1
<b>PO4</b>	2.3	1	2.3	1.4	1	1.4	2.3	1	2.3	2.5	1	2.5	2.5	1	2.5	3	1	3	2.5	1	2.5	16.5	16.5	1
<b>PO5</b>	2.5	1	2.5	2.8	1	2.8	1.6	1	1.6	2.5	1	2.5	2.6	1	2.6	3	1	3	3	1	3	18	18	1
<b>PO6</b>	2.3	1	2.3	3	1	3	2	1	2	2.5	1	2.5	2.6	1	2.6	3	1	3	3	1	3	18.4	18.4	1

**II B.SC. SEM –III (MPC) MID SEMESTER ACTIVITY ASSESMENT ATTAINMENTS**

<b>PO s</b>	<b>EN G III</b>	<b>PO Att ain me nt</b>	<b>Wei ghte d pro duct</b>	<b>T E L III</b>	<b>P O A tt ai n m e n t</b>	<b>Wei ght ed pro duct</b>	<b>HI ND I III</b>	<b>P O A tt ai n me nt</b>	<b>W ei ght ed pro duct</b>	<b>SAN III</b>	<b>PO Att ain me nt</b>	<b>Wei ghte d pro duct</b>	<b>M AT III</b>	<b>PO Att ain me nt</b>	<b>We igh ted pr od uct</b>	<b>PH Y III</b>	<b>PO Att ain me nt</b>	<b>Weight ed pro duc t</b>	<b>CHE III</b>	<b>PO Att ain me nt</b>	<b>Wei ght ed pro duct</b>	<b>Weig hted Sum OF PO'S</b>	<b>Sum of weighte d product</b>	<b>Sum of weighted product/ Sum OF PO'S product/</b>
<b>PO1</b>	2.6	1	2.6	2.8	1	2.8	2.3	1	2.3	2.4	1	2.4	2.6	1	2.6	2.4	1	2.4	3	1	3	18.1	18.1	1
<b>PO2</b>	2.1	1	2.1	1	1	1	2	1	2	2.5	1	2.5	1	1	1	2	1	2	2.75	1	2.75	13.35	13.35	1
<b>PO3</b>	2.3	1	2.3	1	1	1	2.6	1	2.6	2.4	1	2.4	1	1	1	2	1	2	3	1	3	16.1	16.1	1
<b>PO4</b>	2.3	1	2.3	1.4	1	1.4	2.3	1	2.3	2.5	1	2.5	2.5	1	2.5	3	1	3	2.5	1	2.5	16.5	16.5	1
<b>PO5</b>	2.5	1	2.5	2.8	1	2.8	1.6	1	1.6	2.5	1	2.5	2.6	1	2.6	3	1	3	3	1	3	18	18	1
<b>PO6</b>	2.3	1	2.3	3	1	3	2	1	2	2.5	1	2.5	2.6	1	2.6	3	1	3	3	1	3	18.4	18.4	1



**II B.SC SEM-III (MPC) FINAL ASSESMENT ATTAINMENTS**

<b>PO s</b>	<b>EN G III</b>	<b>PO Att ain ment</b>	<b>Wei ghte d pro duct</b>	<b>T E L III</b>	<b>P O At tai n m en t</b>	<b>We igh ted pr od uct</b>	<b>HI ND I III</b>	<b>P O At tai n ment</b>	<b>W eig ht ed pr od uc t</b>	<b>SAN III</b>	<b>PO Att ain ment</b>	<b>Wei ghte d pro duct</b>	<b>M AT III</b>	<b>PO Att ain ment</b>	<b>We igh ted pr od uct</b>	<b>PH Y III</b>	<b>PO Atta inm ent</b>	<b>Weight ed produc t</b>	<b>CH E III</b>	<b>PO Attain ment</b>	<b>Weig hted produ ct</b>	<b>Weig hted Sum OF PO'S</b>	<b>Sum of weighted product</b>	<b>Sum of weighted product/ Sum OF PO'S</b>
<b>PO1</b>	2.6	0.9	2.8	2.8	1	2.8	2.3	1	2.3	2.4	1	2.4	2.6	1	2.6	2.4	0.89	2.13	3	0.947	2.841	18.1	17.87	0.98729
<b>PO2</b>	2.1	0.9	2.3	1	1	1	2	1	2	2.5	1	2.5	1	1	1	2	0.89	1.78	2.75	0.947	2.604	13.35	13.18	0.98726
<b>PO3</b>	2.3	0.9	2.5	1	1	1	2.6	1	2.6	2.4	1	2.4	1	1	1	2	0.89	1.78	3	0.947	2.841	14.3	14.121	0.98748
<b>PO4</b>	2.3	0.9	2.5	1.4	1	1.4	2.3	1	2.3	2.5	1	2.5	2.5	1	2.5	3	0.89	2.67	2.5	0.947	2.368	16.5	16.238	0.98412
<b>PO5</b>	2.5	0.9	2.7	2.8	1	2.8	1.6	1	1.6	2.5	1	2.5	2.6	1	2.6	3	0.89	2.67	3	0.947	2.841	18	17.711	0.98394
<b>PO6</b>	2.3	0.9	2.5	3	1	3	2	1	2	2.5	1	2.5	2.6	1	2.6	3	0.89	2.67	3	0.947	2.841	18.4	18.111	0.98429

**B.SC, SEM-IV, Paper-IV, Real analysis**

	<b>PO 1</b>	<b>PO 2</b>	<b>PO 3</b>	<b>PO 4</b>	<b>PO 5</b>	<b>PO 6</b>
<b>CO 1</b>	2	1	1	2	2	3
<b>CO 2</b>	3	1	1	3	3	2
<b>CO 3</b>	3	1	1	2	3	3
<b>CO 4</b>	2	1	1	2	3	2
<b>AVG</b>	2.5	1	1	2.25	2.75	2.5

**II B.SC, SEM-IV, Paper-V, Linear algebra**

	<b>PO 1</b>	<b>PO 2</b>	<b>PO 3</b>	<b>PO 4</b>	<b>PO 5</b>	<b>PO 6</b>
<b>CO 1</b>	2	1	1	2	2	3
<b>CO 2</b>	3	1	1	3	3	2
<b>CO 3</b>	3	1	1	2	3	3
<b>CO 4</b>	2	1	1	2	3	2
<b>AVG</b>	2.5	1	1	2.25	2.75	2.5

**II B.SC, MPC, SEM-4, PAPER-4, Electricity, Magnetism and Electronics**

	<b>PO1</b>	<b>PO2</b>	<b>PO3</b>	<b>PO4</b>	<b>PO5</b>	<b>PO6</b>
<b>CO1</b>	2	2	2	3	3	3
<b>CO2</b>	2	3	2	3	3	3
<b>CO3</b>	2	2	2	3	3	3
<b>CO4</b>	3	2	2	3	3	3
<b>CO5</b>	2	2	2	3	3	3
<b>CO6</b>	3	2	2	3	3	3
<b>AVG</b>	2.3	2	2	3	3	3

**II B.SC, MPC, SEM-4, PAPER-5, Modern Physics**

	<b>PO1</b>	<b>PO2</b>	<b>PO3</b>	<b>PO4</b>	<b>PO5</b>	<b>PO6</b>
<b>CO1</b>	2	2	2	3	3	3
<b>CO2</b>	2	3	2	3	3	3
<b>CO3</b>	2	2	2	3	3	3
<b>CO4</b>	3	2	2	3	3	3
<b>CO5</b>	2	2	2	3	3	3
<b>CO6</b>	3	2	2	3	3	3
<b>AVG</b>	2.3	2	2	3	3	3

**II B.SC, PAPER-IV, SEM- IV, Inorganic, Organic & Physical Chemistry**

	<b>PO 1</b>	<b>PO 2</b>	<b>PO 3</b>	<b>PO 4</b>	<b>PO 5</b>	<b>PO 6</b>
<b>CO 1</b>	2	2	2	3	3	3
<b>CO 2</b>	3	2	3	3	3	2
<b>CO 3</b>	2	2	3	3	3	3
<b>CO 4</b>	3	3	3	0	3	0
<b>AVG</b>	2.5	2.5	2.75	2.25	3	2

**II B.SC, PAPER-V, Inorganic & Physical Chemistry**

	<b>PO 1</b>	<b>PO 2</b>	<b>PO 3</b>	<b>PO 4</b>	<b>PO 5</b>	<b>PO 6</b>
<b>CO 1</b>	2	2	1	3	2	2
<b>CO 2</b>	3	3	2	3	2	2
<b>CO 3</b>	2	1	1	3	2	2
<b>CO 4</b>	2	2	1	3	2	1
<b>AVG</b>	2.25	2.25	1.25	3	2	1.75

**Attainment level of each course in Sem-IV for B.SC (MPC)**

Courses	No of students attended	No of students attained			CO_CCAA	CO_MSA	CO_FA
		CCAA( $\geq 7$ )	MSA( $\geq 8$ )	FA( $\geq 26$ )			
	(1)	(2)	(3)	(4)	(2)/(1)	(3)/(1)	(4)/(1)
<b>Real analysis, Paper-IV</b>	36	36	35	33	1	0.97	0.95
<b>Linear algebra, Paper-V</b>	36	36	36	36	1	1	1
<b>Electricity, Magnetism and Electronics, Paper-IV</b>	36	36	36	34	1	1	0.94
<b>Modern Physics Paper-V</b>	36	36	36	35	1	1	0.97
<b>Inorganic, Organic &amp; Physical Chemistry ,Paper-IV</b>	36	36	35	34	1	0.972	0.944
<b>Inorganic &amp; Physical Chemistry Paper-V</b>	36	36	35	35	1	0.972	0.972

**II B.SC. SEM-IV (MPC)- CO-CURRICULAR ACTIVITY ASSESMENT ATTAINMENTS**

<b>PO s</b>	<b>MA T IV</b>	<b>PO Att ain ment</b>	<b>Wei ghte d pro duct</b>	<b>MA T V</b>	<b>PO Att ain ment</b>	<b>Wei ghte d pro duct</b>	<b>PH Y IV</b>	<b>P O A tt ain me nt</b>	<b>We igh ted pr od uct</b>	<b>PH Y V</b>	<b>PO Att ain ment</b>	<b>Wei ghte d pro duct</b>	<b>CH E IV</b>	<b>P O A tt ain me nt</b>	<b>Wei ghte d pro duct</b>	<b>CH E V</b>	<b>PO Att ain ment</b>	<b>Weight ed produc t</b>	<b>Weig hted Sum OF PO'S</b>	<b>Sum of weighte d product</b>	<b>Sum of weighted Weighted Sum OF PO'S product/</b>
<b>PO1</b>	2.5	1	2.5	2.5	1	2.5	2.3	1	2.3	2.3	1	2.3	2.5	1	2.5	2.25	1	2.25	14.35	14.35	1
<b>PO2</b>	1	1	1	1	1	1	2	1	2	2	1	2	2.5	1	2.5	2.25	1	2.25	10.75	10.75	1
<b>PO3</b>	1	1	1	1	1	1	2	1	2	2	1	2	2.75	1	2.75	1.25	1	1.25	10	10	1
<b>PO4</b>	2.25	1	2.25	2.25	1	2.25	3	1	3	3	1	3	2.25	1	2.25	3	1	3	15.75	15.75	1
<b>PO5</b>	2.75	1	2.75	2.75	1	2.75	3	1	3	3	1	3	3	1	3	2	1	2	16.5	16.5	1
<b>PO6</b>	2.5	1	2.5	2.5	1	2.5	3	1	3	3	1	3	2	1	2	1.75	1	1.75	14.75	14.75	1

**II B.SC. SEM –IV (MPC) MID SEMESTER ACTIVITY ASSESMENT ATTAINMENTS**

<b>POs</b>	<b>MA T IV</b>	<b>PO Attainment</b>	<b>Weighted product</b>	<b>MA T V</b>	<b>PO Attainment</b>	<b>Weighted product</b>	<b>PHY IV</b>	<b>PO Attainment</b>	<b>Weighted product</b>	<b>PHY V</b>	<b>PO Attainment</b>	<b>Weighted product</b>	<b>CHE IV</b>	<b>PO Attainment</b>	<b>Weighted product</b>	<b>CHE V</b>	<b>PO Attainment</b>	<b>Weighted product</b>	<b>Weighted Sum OF PO'S</b>	<b>Sum of weighted product</b>	<b>Sum of weighted Weighted product/ Sum OF PO'S product/</b>
<b>PO 1</b>	2.5	0.97	2.42	2.5	1	2.5	2.3	1	2.3	2.3	1	2.3	2.5	0.972	2.43	2.25	0.972	2.18	14.35	14.13	0.98466
<b>PO 2</b>	1	0.97	0.97	1	1	1	2	1	2	2	1	2	2.5	0.972	2.43	2.25	0.972	2.18	10.75	10.58	0.98418
<b>PO 3</b>	1	0.97	0.97	1	1	1	2	1	2	2	1	2	2.75	0.972	2.67	1.25	0.972	1.21	10	9.85	0.985
<b>PO 4</b>	2.25	0.97	2.18	2.25	1	2.25	3	1	3	3	1	3	2.25	0.972	2.18	3	0.972	2.91	15.75	15.52	0.98539
<b>PO 5</b>	2.75	0.97	2.66	2.75	1	2.75	3	1	3	3	1	3	3	0.972	2.91	2	0.972	1.94	16.5	16.26	0.98545
<b>PO 6</b>	2.5	0.97	2.42	2.5	1	2.5	3	1	3	3	1	3	2	0.972	1.94	1.75	0.972	1.70	14.75	14.56	0.98711

**II B.SC SEM-IV (MPC) FINAL ASSESMENT ATTAINMENTS**

<b>PO s</b>	<b>M A T I V</b>	<b>PO Atta inm ent</b>	<b>Wei ghte d pro duct</b>	<b>MA T V</b>	<b>P O A t t a i n m e n t</b>	<b>Wei ghte d pro duct</b>	<b>PH Y I V</b>	<b>PO Atta inm ent</b>	<b>Wei ghte d pro duct</b>	<b>PH Y V</b>	<b>PO Atta inm ent</b>	<b>Wei ghte d pro duct</b>	<b>CH E I V</b>	<b>PO Atta inm ent</b>	<b>Wei ghte d pro duct</b>	<b>CH E V</b>	<b>PO Atta inm ent</b>	<b>Wei ghte d pro duct</b>	<b>Wei ghte d Sum OF PO'S</b>	<b>Sum of weigh ted produ ct</b>	<b>Sum of weighte d Weighte d Sum OF PO'S product/</b>
<b>PO1</b>	2.5	0.95	2.37	2.5	1	2.5	2.3	0.94	2.16	2.3	0.97	2.23	2.5	0.944	2.36	2.25	0.972	2.18	14.35	13.80	0.96167
<b>PO2</b>	1	0.95	0.95	1	1	1	2	0.94	1.88	2	0.97	1.94	2.5	0.944	2.36	2.25	0.972	2.18	10.75	10.31	0.95906
<b>PO3</b>	1	0.95	0.95	1	1	1	2	0.94	1.88	2	0.97	1.94	2.75	0.944	2.59	1.25	0.972	1.21	10	9.57	0.957
<b>PO4</b>	2.2 5	0.95	2.13	2.25	1	2.25	3	0.94	2.82	3	0.97	2.91	2.25	0.944	2.12	3	0.972	2.91	15.75	15.14	0.96126
<b>PO5</b>	2.7 5	0.95	2.61	2.75	1	2.75	3	0.94	2.82	3	0.97	2.91	3	0.944	2.83	2	0.972	1.94	16.5	15.86	0.961212
<b>PO6</b>	2.5	0.95	2.37	2.5	1	2.5	3	0.94	2.82	3	0.97	2.91	2	0.944	1.88	1.75	0.972	1.70	14.75	14.18	0.96135



**PAPER-VIA: NUMERICAL METHODS**

	<b>PO1</b>	<b>PO2</b>	<b>PO3</b>	<b>PO4</b>	<b>PO5</b>	<b>PO6</b>
<b>CO1</b>	3	1	1	2	3	3
<b>CO2</b>	3	1	1	3	3	3
<b>CO3</b>	3	1	1	2	3	3
<b>CO4</b>	3	1	1	3	3	3
<b>CO5</b>	2	1	1	2	2	2
<b>CO6</b>	2	1	1	2	2	2
<b>Avg</b>	2.6	1	1	2.4	2.6	2.6

**PAPER-VIIA: MATHEMATICAL SPECIAL FUNCTIONS**

	<b>PO1</b>	<b>PO2</b>	<b>PO3</b>	<b>PO4</b>	<b>PO5</b>	<b>PO6</b>
<b>CO1</b>	3	1	1	2	3	3
<b>CO2</b>	3	1	1	3	3	3
<b>CO3</b>	3	1	1	2	3	3
<b>CO4</b>	3	1	1	3	3	3
<b>CO5</b>	2	1	1	2	2	2
<b>Avg</b>	2	1	1	2	2	2

**PAPER-VIA: NUMERICAL METHODS**

	<b>PO1</b>	<b>PO2</b>	<b>PO3</b>	<b>PO4</b>	<b>PO5</b>	<b>PO6</b>
<b>CO1</b>	3	1	1	2	3	3
<b>CO2</b>	3	1	1	3	3	3
<b>CO3</b>	3	1	1	2	3	3
<b>CO4</b>	3	1	1	3	3	3
<b>CO5</b>	2	1	1	2	2	2
<b>CO6</b>	2	1	1	2	2	2
<b>Avg</b>	2.6	1	1	2.4	2.6	2.6

**PAPER-VIIA: MATHEMATICAL SPECIAL FUNCTIONS**

	<b>PO1</b>	<b>PO2</b>	<b>PO3</b>	<b>PO4</b>	<b>PO5</b>	<b>PO6</b>
<b>CO1</b>	3	1	1	2	3	3
<b>CO2</b>	3	1	1	3	3	3
<b>CO3</b>	3	1	1	2	3	3
<b>CO4</b>	3	1	1	3	3	3
<b>CO5</b>	2	1	1	2	2	2
<b>Avg</b>	2	1	1	2	2	2

**PAPER-VIA: ENVIRONMENTAL CHEMISTRY**

	<b>PO1</b>	<b>PO2</b>	<b>PO3</b>	<b>PO4</b>	<b>PO5</b>	<b>PO6</b>
<b>CO1</b>	2	4	4	-	2	2
<b>CO2</b>	1	3	4	-	1	2
<b>CO3</b>	2	3	4	-	2	2
<b>CO4</b>	1	3	3	1	3	1
<b>Avg</b>	<b>1.5</b>	<b>3.25</b>	<b>3.75</b>	<b>0.25</b>	<b>2</b>	<b>1.75</b>

**PAPER VIIB: GREEN CHEMISTRY AND NANOTECHNOLOGY**

	<b>PO1</b>	<b>PO2</b>	<b>PO3</b>	<b>PO4</b>	<b>PO5</b>	<b>PO6</b>
<b>CO1</b>	3	3	4	2	1	2
<b>CO2</b>	1	2	3	1	1	2
<b>CO3</b>	3	3	3	1	1	1
<b>CO4</b>	3	3	3	2	3	3
<b>Avg</b>	<b>2.5</b>	<b>2.75</b>	<b>3.25</b>	<b>1.5</b>	<b>1.5</b>	<b>2</b>

**Attainment level of each course in Sem-V for III B.Sc (MPC-EM)**

Courses	No of students attended	No of students attained			CO_CCAA	CO_MSA	CO_FA
		CCAA( $\geq 7$ )	MSA( $\geq 8$ )	FA( $\geq 26$ )			
	(1)	(2)	(3)	(4)	(2)/(1)	(3)/(1)	(4)/(1)
Numerical Methods	35	35	35	34	1	1	0.97
Mathematical Special Function	35	35	35	32	1	1	0.914
Low Temperature Physics and Refrigeration	35	35	35	30	1	1	0.85
Solar Energy and Applications	35	35	35	33	1	1	0.94
Environmental chemistry	35	35	34	34	1	0.971	0.971
Green chemistry and Nanotechnology	35	35	34	34	1	0.971	0.971

**II B.Sc. SEM-V (MPC-EM) CO-CURRICULAR ACTIVITY ASSESMENT ATTAINMENTS**

<b>P O s</b>	<b>Mat hs VI</b>	<b>PO Attain ment</b>	<b>Weigh ted produ ct</b>	<b>Mat hs VII</b>	<b>PO Attain ment</b>	<b>Weigh ted produ ct</b>	<b>P hy VI</b>	<b>PO Attain ment</b>	<b>Weigh ted produ ct</b>	<b>Ph y VI I</b>	<b>PO Attain ment</b>	<b>Weigh ted produ ct</b>	<b>Che VI</b>	<b>PO Attain ment</b>	<b>Weigh ted produ ct</b>	<b>C he VI I</b>	<b>PO Attain ment</b>	<b>Weigh ted produ ct</b>	<b>Weigh ted Sum of Pos</b>	<b>Sum of Weig hed prod uct</b>	<b>Weigh ted Avera ge</b>
<b>P O1</b>	2.6	1	2.6	2	1	2	2. 3	1	2.25	2. 25	1	2.25	1.5	1	1.5	2. 5	1	2.5	13.1	13.1	1
<b>P O2</b>	1	1	1	1	1	1	2. 3	1	2.25	2	1	2	3.3	1	3.25	2. 75	1	2.75	12.25	12.25	1
<b>P O3</b>	1	1	1	1	1	1	2. 5	1	2.5	2. 75	1	2.75	3.8	1	3.75	3. 25	1	3.25	14.25	14.25	1
<b>P O4</b>	2.4	1	2.4	2	1	2	2. 3	1	2.25	2. 25	1	2.25	0.3	1	0.25	1. 5	1	1.5	10.65	10.65	1
<b>P O5</b>	2.6	1	2.6	2	1	2	2. 3	1	2.25	2. 25	1	2.25	2	1	2	1. 5	1	1.5	12.6	12.6	1
<b>P O6</b>	2.6	1	1.6	2	1	2	2. 5	1	2.5	2. 25	1	2.25	1.8	1	1.75	2	1	2	13.1	12.1	0.924

**III B.Sc. SEM V (MPC-EM) MID SEMESTER ACTIVITY ASSESMENT ATTAINMENTS**

<b>PO s</b>	<b>Maths VI</b>	<b>PO Attainment</b>	<b>Weighted product</b>	<b>Maths VII</b>	<b>PO Attainment</b>	<b>Weighted product</b>	<b>Phy VI</b>	<b>PO Attainment</b>	<b>Weighted product</b>	<b>Phy VII</b>	<b>PO Attainment</b>	<b>Weighted product</b>	<b>Che VI</b>	<b>PO Attainment</b>	<b>Weighted product</b>	<b>Che VII</b>	<b>PO Attainment</b>	<b>Weighted product</b>	<b>Weighted Sum of POs</b>	<b>Sum of Weighted product</b>	<b>Sum of Weighted product/Weighted Sum of POs</b>
<b>PO1</b>	2.6	1	2.6	2	1	2	2.25	1	2.25	2.25	1	2.25	1.5	0.971	1.4565	2.5	0.971	2.4275	13.1	12.984	0.991145
<b>PO2</b>	1	1	1	1	1	1	2.25	1	2.25	2	1	2	3.25	0.971	3.15575	2.75	0.971	2.67025	12.25	12.076	0.985796
<b>PO3</b>	1	1	1	1	1	1	2.5	1	2.5	2.75	1	2.75	3.75	0.971	3.64125	3.25	0.971	3.15575	14.25	14.047	0.985754
<b>PO4</b>	2.4	1	2.4	2	1	2	2.25	1	2.25	2.25	1	2.25	1	0.971	0.971	1.5	0.971	1.4565	11.4	11.3275	0.99364
<b>PO5</b>	2.6	1	2.6	2	1	2	2.25	1	2.25	2.25	1	2.25	2	0.971	1.942	1.5	0.971	1.4565	12.6	12.4985	0.991944
<b>PO6</b>	2.6	1	2.6	2	1	2	2.5	1	2.5	2.25	1	2.25	1.75	0.971	1.69925	2	0.971	1.942	13.1	12.9913	0.991698

**III B.Sc. SEM-V (MPC-EM) FINAL ASSESMENT ATTAINMENTS**

<b>PO s</b>	<b>Math s VI</b>	<b>PO Attain ment</b>	<b>Weig hted produ ct</b>	<b>Mat hs VII</b>	<b>PO Attain ment</b>	<b>Weig hted produ ct</b>	<b>Phy VI</b>	<b>PO Attain ment</b>	<b>Weig hted produ ct</b>	<b>Phy VII</b>	<b>PO Attain ment</b>	<b>Weig hted produ ct</b>	<b>Che VI</b>	<b>PO Atta inment</b>	<b>Weig hted produ ct</b>	<b>Che VII</b>	<b>PO Attain ment</b>	<b>Weig hted produ ct</b>	<b>Wei ghte d Sum of POs</b>	<b>Sum of Weighe d produc t</b>	<b>Sum of Weighed product/ Weigthe d Sum of POs</b>
<b>PO1</b>	2.6	0.97	2.522	2	0.914	1.828	2.25	0.85	1.913	2.25	0.94	2.115	1.5	0.971	1.4565	2.5	0.971	2.4275	13.1	12.2615	0.935992
<b>PO2</b>	1	0.97	0.97	1	0.914	0.914	2.25	0.85	1.913	2	0.94	1.88	3.25	0.971	3.15575	2.75	0.971	2.67025	12.25	11.5025	0.93898
<b>PO3</b>	1	0.97	0.97	1	0.914	0.914	2.5	0.85	2.125	2.75	0.94	2.585	3.75	0.971	3.64125	3.25	0.971	3.15575	14.25	13.391	0.939719
<b>PO4</b>	2.4	0.97	2.328	2	0.914	1.828	2.25	0.85	1.913	2.25	0.94	2.115	1	0.971	0.971	1.5	0.971	1.4565	11.4	10.611	0.930789
<b>PO5</b>	2.6	0.97	2.522	2	0.914	1.828	2.25	0.85	1.913	2.25	0.94	2.115	2	0.971	1.942	1.5	0.971	1.4565	12.6	11.776	0.934603
<b>PO6</b>	2.6	0.97	2.522	2	0.914	1.828	2.5	0.85	2.125	2.25	0.94	2.115	1.75	0.971	1.69925	2	0.971	1.942	13.1	12.2313	0.933683

**B.Sc. MPC-EM CO-CURRICULAR ACTIVITY ASSESMENT ATTAINMENTS**

<b>Po'S</b>	<b>Sum of weighted product/ weighted sum of Pos Sem-I</b>	<b>Sum of weighted product/ weighted sum of Pos Sem-II</b>	<b>Sum of weighted product/ weighted sum of Pos Sem-III</b>	<b>Sum of weighted product/ weighted sum of Pos Sem-IV</b>	<b>Sum of weighted product/ weighted sum of Pos Sem-V</b>	<b>Average of PO's attained</b>	<b>% of attainment</b>
PO1	0.991145	0.996215	1	1	1	0.997472	99.74
PO2	0.989115	0.991892	1	1	1	0.9962014	99.62
PO3	0.990043	0.990438	1	1	1	0.9960962	99.60
PO4	0.987085	0.9875	1	1	1	0.994917	99.49
PO5	0.988651	0.992523	1	1	1	0.9962348	99.62
PO6	0.988624	0.989124	1	1	0.924	0.9803496	98.03



**III B.Sc. SEM V (MPC-EM) MID SEMESTER ACTIVITY ASSESMENT ATTAINMENTS**

<b>Po'S</b>	<b>Sum of weighted product/ weighted sum of Pos Sem-I</b>	<b>Sum of weighted product/ weighted sum of Pos Sem-II</b>	<b>Sum of weighted product/ weighted sum of Pos Sem-III</b>	<b>Sum of weighted product/ weighted sum of Pos Sem-IV</b>	<b>Sum of weighted product/ weighted sum of Pos Sem-V</b>	<b>Average of PO's attained</b>	<b>% of attainment</b>
PO1	0.984146	0.984928	1	0.98466	0.991145	0.9889758	98.89
PO2	0.982079	0.984279	1	0.98418	0.985796	0.9872668	
PO3	0.981343	0.984103	1	0.985	0.985754	0.98724	
PO4	0.985591	0.984222	1	0.98539	0.99364	0.9897686	
PO5	0.985535	0.985634	1	0.98545	0.991944	0.9897126	
PO6	0.985185	0.986827	1	0.98711	0.991698	0.990164	

**III B.Sc. SEM-V (MPC-EM) FINAL ASSESMENT ATTAINMENTS**

Po'S	Sum of weighted product/ weighted sum of Pos Sem-I	Sum of weighted product/ weighted sum of Pos Sem-II	Sum of weighted product/ weighted sum of Pos Sem-III	Sum of weighted product/ weighted sum of Pos Sem-IV	Sum of weighted product/ weighted sum of Pos Sem-V	Average of PO's attained	% of attainment
PO1	0.896774	0.901703	0.98729	0.96167	0.935992	0.9366858	
PO2	0.885559	0.887365	0.98726	0.95906	0.93898	0.9316448	
PO3	0.880868	0.953944	0.98748	0.957	0.939719	0.9438022	
PO4	0.897355	0.910556	0.98412	0.96126	0.930789	0.936816	
PO5	0.875347	0.964424	0.98394	0.961212	0.934603	0.9439052	
PO6	0.877194	0.884109	0.98429	0.96135	0.933683	0.9281252	



  
 PRINCIPAL  
 A.S.D. GOVT. DEGREE COLLEGE (W)  
 AUTONOMOUS  
 KAKINADA

Signature of the Principal

**A.S.D GOVERNMENT DEGREE COLLEGE FOR WOMEN (A) KAKINADA  
ACADEMIC YEAR 2023-24**

**DEPARTMENT OF COMPUTER SCIENCE**

**CO-PO Mapping tables**

**Semester – I (2021-2022 Admitted Batch 2023-24 Outgoing Batch)**

**I - Semester**

**English**

	PO1	PO2	PO3	PO4	PO5	PO6
CO1	2	3	2	3	2	3
CO2	3	2	3	3	2	3
CO3	2	2	3	2	2	2
CO4	3	3	2	2	2	3
CO5	3	2	2	3	3	2
CO6	3	3	3	2	3	3
Average	2.6	2.5	2.5	2.5	2.3	2.6

**Telugu**

	PO1	PO2	PO3	PO4	PO5	PO6
CO1	3	3	1	2	3	3
CO2	3	2	3	3	3	3
CO3	2	2	3	3	3	3
CO4	3	3	1	3	3	3
CO5	2	1	1	3	3	3
Average	2.6	2.2	1.8	2.8	3	3

## Hindi

	PO1	PO2	PO3	PO4	PO5	PO6
CO1	3	2	3	3	2	3
CO2	3	3	3	2	2	3
CO3	2	3	3	3	3	2
CO4	2	2	2	3	2	3
CO5	3	2	2	2	3	2
CO6	3	3	3	3	3	3
Average	2.6	2.5	2.6	2.6	2.3	2.6

## Sanskrit

	PO1	PO2	PO3	PO4	PO5	PO6
CO1	2	1	2	3	1	3
CO2	3	2	1	2	1	2
CO3	4	1	2	3	1	2
CO4	2	1	1	2	1	1
Average	2.75	1.25	1.5	2.5	1	2

## Mathematics

### I B.Sc Paper-I (Semester I) : Differential Equations

	PO 1	PO 2	PO 3	PO 4	PO 5	PO 6
CO 1	2	1	1	2	2	3
CO 2	3	1	1	3	3	2
CO 3	3	1	1	2	3	3
CO 4	2	1	1	2	3	2
CO 5	3	1	1	2	2	3
AVG	2.6	1	1	2.2	2.6	2.6

# Physics

I B.SC, MPCS, SEM-1, Paper-1, Mechanics, Waves and Oscillations

	PO1	PO2	PO3	PO4	PO5	PO6
CO1	1	2	2	3	2	3
CO2	2	2	2	3	2	3
CO3	3	2	2	3	2	3
CO4	2	2	2	3	2	3
AVG	2	2	2	3	2	3

# Computer Science

Paper-I: Problem Solving in C

	PO1	PO2	PO3	PO4	PO5	PO6
CO1	1	1	1	1	2	1
CO2	2	1	3	2	1	1
CO3	1	1	2	3	3	1
CO4	2	2	3	2	2	2
CO5	1	2	1	1	1	2
Average	1.4	1.4	2	1.8	1.8	1.4

**II - Semester**  
**English**

	PO1	PO2	PO3	PO4	PO5	PO6
CO1	2	2	2	2	2	3
CO2	3	2	3	1	2	1
CO3	3	3	2	2	2	2
CO4	2	3	1	3	3	3
CO5	2	3	3	2	2	2
CO6	2	2	2	3	3	3
	2.3	2.3	2.1	2.1	2.3	2.3

**Telugu**

	PO1	PO2	PO3	PO4	PO5	PO6
CO1	2	3	1	1	3	3
CO2	3	2	1	3	3	3
CO3	3	1	1	2	3	3
CO4	3	3	2	2	3	3
CO5	2	2	1	1	3	3
Average	2.8	2.2	1.2	1.8	3	3

**Hindi**

	PO1	PO2	PO3	PO4	PO5	PO6
CO1	3	2	3	2	3	2
CO2	2	2	2	2	2	2
CO3	2	3	3	2	3	2
CO4	3	2	2	2	2	2
CO5	2	2	2	2	2	2
CO6	3	3	3	2	2	2
%	2.5	2.3	2.5	2	2.3	2

**Sanskrit**

	PO1	PO2	PO3	PO4	PO5	PO6
CO1	2	2	1	2	1	3
CO2	3	2	2	1	1	2
CO3	3	3	2	2	1	2
CO4	2	3	2	1	1	1
Average	2.5	2.5	1.75	1.5	1	2

## Mathematics

### I B.Sc Paper-II (Semester II) : Solid Geometry

	PO 1	PO 2	PO 3	PO 4	PO 5	PO 6
CO 1	2	1	1	2	2	3
CO 2	3	1	1	3	3	2
CO 3	3	1	1	2	3	3
CO 4	2	1	1	2	3	2
AVG	2.5	1	1	2.25	2.75	2.5

## Physics

### I B.SC, MPCS, SEM-2, Paper-II, Wave optics

	PO1	PO2	PO3	PO4	PO5	PO6
CO1	2	2	2	3	2	3
CO2	2	2	2	3	2	3
CO3	2	2	2	3	2	3
AVG	2	2	2	3	2	3

## Computer Science

### Paper-II: Data Structures using C

CO-PO	PO 1	PO 2	PO3	PO4	PO5	PO6
CO1	2	3	3	2	2	2
CO2	2	3	3	3	3	3
CO3	2	3	3	2	2	2
CO4	3	3	3	3	3	3
CO5	3	3	3	3	3	2
Weighted Avg.	2.4	3	3	2.6	2.6	2.4

**III - Semester  
English**

	PO1	PO2	PO3	PO4	PO5	PO6
CO1	3	2	1	2	2	2
CO2	3	2	2	2	2	2
CO3	2	2	3	2	3	3
CO4	3	3	2	3	2	2
CO5	3	2	3	3	3	2
CO6	2	2	3	2	3	3
Average	2.6	2.1	2.3	2.3	2.5	2.3

**Telugu**

	PO1	PO2	PO3	PO4	PO5	PO6
CO1	2	1	1	1	3	3
CO2	3	1	1	1	3	3
CO3	3	1	1	2	3	3
CO4	3	1	1	2	2	3
CO5	3	1	1	1	3	3
Average	2.8	1	1	1.4	2.8	3

**Hindi**

	PO1	PO2	PO3	PO4	PO5	PO6
CO1	3	2	3	3	2	2
CO2	2	2	3	1	2	2
CO3	2	2	3	3	1	2
CO4	3	2	2	2	2	2
CO5	2	2	2	3	2	2
CO6	2	2	3	2	1	2
%	2.3	2	2.6	2.3	1.6	2



## Sanskrit

	PO1	PO2	PO3	PO4	PO5	PO6
CO1	2	2	1	2	1	3
CO2	3	2	2	1	1	2
CO3	1	3	2	2	1	2
CO4	2	3	2	1	1	1
Average	2	2.5	1.75	1.5	1	2

## Mathematics

### II B.Sc Paper-III (Semester-III) Abstract Algebra

	PO 1	PO 2	PO 3	PO 4	PO 5	PO 6
CO 1	3	1	1	2	3	3
CO 2	3	1	1	3	3	3
CO 3	3	1	1	2	3	3
CO 4	3	1	1	3	3	3
CO 5	2	1	1	2	2	2
CO 6	2	1	1	2	2	2
AVG	2.6	1	1	2.4	2.6	2.6

## Physics

### II B.SC, MPCS, SEM-3, PAPER-3, Heat & Thermodynamics

	PO1	PO2	PO3	PO4	PO5	PO6
CO1	2	2	2	3	3	3
CO2	2	2	2	3	3	3
CO3	2	2	2	3	3	3
CO4	3	2	2	3	3	3
CO5	3	2	2	3	3	3
AVG	2.4	2	2	3	3	3

## Computer Science

### Paper – III : Database Management System

	PO1	PO2	PO3	PO4	PO5	PO6
CO1	2	2	2	2	2	2

<b>CO2</b>	2	3	3	3	2	3
<b>CO3</b>	3	3	3	3	3	3
<b>CO4</b>	1	3	3	3	2	3
<b>CO5</b>	2	3	3	3	3	2
<b>Weighted Avg.</b>	<b>2</b>	<b>2.8</b>	<b>2.8</b>	<b>2.8</b>	<b>2.4</b>	<b>2.6</b>

## IV - Semester

### II B.Sc Paper-IV( Semester-IV) Real Analysis(Maths)

	<b>PO 1</b>	<b>PO 2</b>	<b>PO 3</b>	<b>PO 4</b>	<b>PO 5</b>	<b>PO 6</b>
<b>CO 1</b>	2	1	1	2	2	3
<b>CO 2</b>	3	1	1	3	3	2
<b>CO 3</b>	3	1	1	2	3	3
<b>CO 4</b>	2	1	1	2	3	2
<b>AVG</b>	2.5	1	1	2.25	2.75	2.5

### II B.Sc Paper-V (Semester-IV) Linear Algebra

	<b>PO 1</b>	<b>PO 2</b>	<b>PO 3</b>	<b>PO 4</b>	<b>PO 5</b>	<b>PO 6</b>
<b>CO 1</b>	2	1	1	2	2	3
<b>CO 2</b>	3	1	1	3	3	2
<b>CO 3</b>	3	1	1	2	3	3
<b>CO 4</b>	2	1	1	2	3	2
<b>AVG</b>	2.5	1	1	2.25	2.75	2.5

## Physics

### II B.SC, MPCS, SEM-4, PAPER-4, Electricity, Magnetism and Electronics

	<b>PO1</b>	<b>PO2</b>	<b>PO3</b>	<b>PO4</b>	<b>PO5</b>	<b>PO6</b>
<b>CO1</b>	<b>2</b>	<b>2</b>	<b>2</b>	<b>3</b>	<b>3</b>	<b>3</b>
<b>CO2</b>	<b>2</b>	<b>3</b>	<b>2</b>	<b>3</b>	<b>3</b>	<b>3</b>
<b>CO3</b>	<b>2</b>	<b>2</b>	<b>2</b>	<b>3</b>	<b>3</b>	<b>3</b>

CO4	3	2	2	3	3	3
CO5	2	2	2	3	3	3
CO6	3	2	2	3	3	3
AVG	2.3	2	2	3	3	3

**II B.SC, MPCS, SEM-4, PAPER-5, Modern Physics**

	PO1	PO2	PO3	PO4	PO5	PO6
CO1	2	2	2	3	3	3
CO2	2	3	2	3	3	3
CO3	2	2	2	3	3	3
CO4	3	2	2	3	3	3
CO5	2	2	2	3	3	3
CO6	3	2	2	3	3	3
AVG	2.3	2	2	3	3	3

**Computer Science**

**Paper-IV: Object Oriented Programming through Java**

	PO1	PO2	PO3	PO4	PO5	PO6
CO1	2	1	1	2	2	2
CO2	3	2	2	3	2	2
CO3	3	2	1	2	1	2
CO4	3	2	2	3	2	3
CO5	3	2	1	2	2	2
Average	2.8	2.8	2.8	2.8	2.8	2.8

**Computer Science – Paper-V: Operating Systems**

	PO1	PO2	PO3	PO4	PO5	PO6
CO1	2	1	2	2	2	1
CO2	3	2	1	1	3	2
CO3	3	2	2	3	2	2
CO4	2	2	1	2	2	2
CO5	3	3	2	2	2	2
Average	2.6	2	1.6	2	2.2	1.8

## V - Semester

### III B.Sc Paper-6A ( Semester –V) Numerical Methods

	PO1	PO2	PO3	PO4	PO5	PO6
CO1	3	1	1	2	3	3
CO2	3	1	1	3	3	3
CO3	3	1	1	2	3	3
CO4	3	1	1	3	3	3
CO5	2	1	1	2	2	2
CO6	2	1	1	2	2	2
Avg	2.6	1	1	2.4	2.6	2.6

### III B.Sc Paper 7A ( Semester-V) Mathematical Special Functions

	PO1	PO2	PO3	PO4	PO5	PO6
CO1	3	1	1	2	3	3
CO2	3	1	1	3	3	3
CO3	3	1	1	2	3	3
CO4	3	1	1	3	3	3
CO5	2	1	1	2	2	2
Avg	2	1	1	2	2	2

## Physics

**IIIB.SC, MPCS, SEM-5, PAPER-6B, Low temperature Physics and refrigeration**

	PO1	PO2	PO3	PO4	PO5	PO6
CO1	3	2	2	2	2	3
CO2	2	3	2	2	3	2
CO3	2	2	3	2	2	2
CO4	2	2	3	3	2	3
AVG	2.25	2.25	2.5	2.25	2.25	2.5

**III B.SC, MPCS, SEM-5, PAPER-7B, Solar energy and Applications**

	PO1	PO2	PO3	PO4	PO5	PO6
CO1	3	2	3	2	2	3
CO2	2	2	3	2	3	2
CO3	2	2	2	3	2	3
CO4	2	2	3	2	2	2
AVG	2.25	2	2.75	2.25	2.25	2.25

**Computer Science**

**Paper-VI A: Web Interface Designing Technologies**

	PO1	PO2	PO3	PO4	PO5	PO6
CO1	3	2	2	2	2	3
CO2	3	3	3	2	3	3
CO3	3	2	2	3	1	3
CO4	2	1	2	2	2	2
CO5	2	2	1	1	1	2
Average	2.6	2	2	2	1.8	2.6

Paper-VII A: Web Applications Development using PHP& MYSQL

	PO 1	PO 2	PO3	PO4	PO5	PO6
CO1	3	3	2	2	2	2
CO2	3	3	3	2	3	2
CO3	2	2	3	3	3	2
CO4	2	2	2	1	3	1
CO5	3	2	3	3	3	2
Average	2.6	2.4	2.6	2.2	2.8	1.8

## I – Semester

Attainment level of each course

Courses	No. of Students attended	No. of Students Attained			CO_DA CCAA	CO_IA MSA	CO_FA FA
		CCAA(2)	MSA(3)	FA(4)			
	(1)	CCAA(2)	MSA(3)	FA(4)	2/1	3/1	4/1
English	60	60	58	59	1	0.9	0.9
Telugu	23	23	23	22	1	1	0.96
Hindi	04	04	04	04	1	1	1
Sanskrit	31	31	31	31	1	1	1
Differential Equations	58	58	57	56	1	0.98	0.97
Mechanics, waves and Oscillations	57	57	57	52	1	1	0.91
Problem Solving in C	58	53	58	57	0.91	1	0.98

## II – Semester

Attainment level of each course

Courses	No. of Students attended	No. of Students Attained			CO_DA CCAA	CO_IA MSA	CO_FA FA
		CCAA(2)	MSA(3)	FA(4)			
	(1)	CCAA(2)	MSA(3)	FA(4)	2/1	3/1	4/1
English	56	56	54	55	1	0.9	0.9
Telugu	22	22	22	22	1	1	1
Hindi	04	04	04	04	1	1	1
Sanskrit	30	30	30	30	1	1	1
Solid Geometry	56	56	56	50	1	1	0.89
Wave Optics	56	55	56	56	1	1	1
Data Structures using c	56	55	56	56	0.98	1	1

### III - Semester

Courses	No. of Students attended	No. of Students Attained			CO_DA CCAA	CO_IA MSA	CO_FA FA
		CCAA(2)	MSA(3)	FA(4)			
	(1)	CCAA(2)	MSA(3)	FA(4)	2/1	3/1	4/1
English	55	55	55	54	1	1	0.9
Telugu	21	21	21	21	1	1	1
Hindi	04	04	04	04	1	1	1
Sanskrit	30	30	30	30	1	1	1
Abstract Algebra	55	55	55	55	1	1	1
Heat & Thermodynamics	55	53	55	52	1	1	0.94
Database Management System	55	52	55	55	0.94	1	1

### IV - Semester

Courses	No. of Students attended	No. of Students Attained			CO_DA CCAA	CO_IA MSA	CO_FA FA
		CCAA(2)	MSA(3)	FA(4)			
	(1)	CCAA(2)	MSA(3)	FA(4)	2/1	3/1	4/1
Real Analysis	56	56	55	50	1	0.98	0.89
Linear Algebra	54	54	54	54	1	1	1
Electricity, Magnetism and Electronics	55	51	55	55	1	1	1
Modern Physics	55	55	55	55	1	1	1
Object Oriented Programming Through Java	55	33	55	54	0.6	1	0.98
Operating System	55	49	55	54	0.89	1	0.98



## V - Semester

Courses	No. of Students attended	No. of Students Attained			CO_DA CCAA	CO_IA MSA	CO_FA FA
		(1)	CCAA(2)	MSA(3)	FA(4)	2/1	3/1
<b>Numerical Methods</b>	53	53	52	53	1	0.98	0.97
<b>Mathematical Special Functions</b>	53	53	53	52	1	1	0.98
<b>Low Temperature Physics and Refrigeration</b>	53	53	53	53	1	1	1
<b>Solar Energy and Applications</b>	53	53	53	52	1	1	0.98
<b>Web Interface Designing Technologies</b>	53	52	53	51	0.98	1	0.96
<b>Web Applications Development Using PHP</b>	53	53	53	53	1	1	1

**B.Sc. (MPCs) CCAA ASSESMENT ATTAINMENTS (Sem-I)**

POs	English	PO Attainment	Weighted product	Telugu	PO Attainment	Weighted product	Hindi	PO Attainment	Weighted product	Sanskrit	PO Attainment	Weighted product	Maths	PO Attainment	Weighted product	Physics	PO Attainment	Weighted product	Computers	PO Attainment	Weighted product	Weighted Sum	Weighted Sum	Weighted Average
PO1	2.6	1	2.6	2.6	1	2.6	2.6	1	2.6	2.75	1	<b>2.75</b>	2.6	1	2.6	2	1	2	1.4	0.91	1.27	16.55	16.42	1.0
PO2	2.5	1	2.5	2.2	1	2.2	2.5	1	2.5	1.25	1	<b>1.25</b>	1	1	1	2	1	2	1.4	0.91	1.27	12.85	12.72	1.0
PO3	2.5	1	2.5	1.8	1	1.8	2.6	1	2.6	1.5	1	<b>1.5</b>	1	1	1	2	1	2	2	0.91	1.82	13.4	13.22	1.0
PO4	2.5	1	2.5	2.8	1	2.8	2.6	1	2.6	2.5	1	<b>2.5</b>	2.2	1	2.2	3	1	3	1.8	0.91	1.64	17.4	17.24	1.0
PO5	2.3	1	2.3	3	1	3	2.3	1	2.3	1	1	<b>1</b>	2.6	1	2.6	2	1	2	1.8	0.91	1.64	15	14.84	1.0
PO6	2.6	1	2.6	3	1	3	2.6	<b>1</b>	2.6	2	<b>1</b>	<b>2</b>	2.6	1	2.6	3	<b>1</b>	<b>3</b>	1.4	0.91	1.27	17.2	17.07	1.0

**B.Sc. (MPCs) CCAA ASSESMENT ATTAINMENTS (Sem-II)**

POs	English	PO Attainment	Weighted product	Telugu	PO Attainment	Weighted product	Hindi	PO Attainment	Weighted product	Sanskrit	PO Attainment	Weighted product	Maths	PO Attainment	Weighted product	Physics	PO Attainment	Weighted product	Computers	PO Attainment	Weighted product	Weighted Sum	Weighted Sum	Weighted Average
PO1	<b>2.3</b>	1	<b>2.3</b>	<b>2.8</b>	1	<b>2.8</b>	<b>2.5</b>	1	<b>2.5</b>	<b>2.5</b>	1	<b>2.5</b>	2.5	1	2.5	2	1	2	2.4	0.98	2.35	17	16.95	1.00
PO2	<b>2.3</b>	1	<b>2.3</b>	<b>2.2</b>	1	<b>2.2</b>	<b>2.3</b>	1	<b>2.3</b>	<b>2.5</b>	1	<b>2.5</b>	1	1	1	2	1	2	3	0.98	2.94	15.3	15.24	1.00
PO3	<b>2.1</b>	1	<b>2.1</b>	<b>1.2</b>	1	<b>1.2</b>	<b>2.5</b>	1	<b>2.5</b>	<b>1.75</b>	1	<b>1.75</b>	1	1	1	2	1	2	3	0.98	2.94	13.55	13.49	1.00
PO4	<b>2.1</b>	1	<b>2.1</b>	<b>1.8</b>	1	<b>1.8</b>	<b>2</b>	1	<b>2</b>	<b>1.5</b>	1	<b>1.5</b>	2.25	1	2.25	3	1	3	2.6	0.98	2.55	15.25	15.20	1.00
PO5	<b>2.3</b>	1	<b>2.3</b>	<b>3</b>	1	<b>3</b>	<b>2.3</b>	1	<b>2.3</b>	<b>1</b>	1	<b>1</b>	2.75	1	2.75	2	1	2	2.6	0.98	2.55	15.95	15.90	1.00
PO6	<b>2.3</b>	1	<b>2.3</b>	<b>3</b>	1	<b>3</b>	<b>2</b>	1	<b>2</b>	<b>2</b>	1	<b>2</b>	2.5	1	2.5	3	<b>1</b>	<b>3</b>	2.4	0.98	2.35	17.2	17.15	1.00

**B.Sc. (MPCs) CCAA ASSESMENT ATTAINMENTS (Sem-III)**

POs	English	PO Attainment	Weighted product	Telugu	PO Attainment	Weighted product	Hindi	PO Attainment	Weighted product	Sanskrit	PO Attainment	Weighted product	Maths	PO Attainment	Weighted product	Physics	PO Attainment	Weighted product	Computers	PO Attainment	Weighted product	Weighted Sum	Weighted Sum	Weighted Average
PO1	2.6	1	2.6	2.8	1	2.8	2.3	1	2.3	2	1	2	2.6	1	2.6	2.4	1	2.4	2	0.94	1.9	16.7	16.6	0.99
PO2	2.1	1	2.1	1	1	1	2	1	2	2.5	1	2.5	1	1	1	2	1	2	2.8	0.94	2.6	13.4	13.2	0.99
PO3	2.3	1	2.3	1	1	1	2.6	1	2.6	1.75	1	1.75	1	1	1	2	1	2	2.8	0.94	2.6	13.45	13.3	0.99
PO4	2.3	1	2.3	1.4	1	1.4	2.3	1	2.3	1.5	1	1.5	2.5	1	2.5	3	1	3	2.8	0.94	2.6	15.8	15.6	0.99
PO5	2.5	1	2.5	2.8	1	2.8	1.6	1	1.6	1	1	1	2.6	1	2.6	3	1	3	2.4	0.94	2.3	15.9	15.8	0.99
PO6	2.3	1	2.3	3	1	3	2	1	2	2	1	2	2.6	1	2.6	3	1	3	2.6	0.94	2.4	17.5	17.3	0.99

**B.Sc. (MPCs) CCAA ASSESMENT ATTAINMENTS (Sem-IV)**

POs	Maths	PO Attainment	Weighted product	Maths	PO Attainment	Weighted product	Physics	PO Attainment	Weighted product	Physics	PO Attainment	Weighted product	Computers	PO Attainment	Weighted product	Computers	PO Attainment	Weighted product	Weighted Sum	Weighted Sum	Weighted Average
PO1	2.5	1	2.5	2.5	1	2.5	2.3	1	2.3	2.3	1	2.3	2.8	0.6	1.68	2.6	0.89	2.31	15	13.59	0.91
PO2	1	1	1	1	1	1	2	1	2	2	1	2	2.8	0.6	1.68	2	0.89	1.78	10.8	9.46	0.88
PO3	1	1	1	1	1	1	2	1	2	2	1	2	2.8	0.6	1.68	1.6	0.89	1.42	10.4	9.10	0.88
PO4	2.25	1	2.25	2.25	1	2.25	3	1	3	3	1	3	2.8	0.6	1.68	2	0.89	1.78	15.3	13.96	0.91
PO5	2.75	1	2.75	2.75	1	2.75	3	1	3	3	1	3	2.8	0.6	1.68	2.2	0.89	1.96	16.5	15.14	0.92
PO6	2.5	1	2.5	2.5	1	2.5	3	1	3	3	1	3	2.8	0.6	1.68	1.8	0.89	1.60	15.6	14.28	0.92

**B.Sc. (MPCs) CCAA ASSESMENT ATTAINMENTS (Sem-V)**

PO s	Math s V	PO Attai nme nt	Wei ghte d prod uct	Math s VI	PO Attai nme nt	Wei ghte d prod uct	Phy V	PO Attai nme nt	Wei ghte d prod uct	Phy VI	PO Attai nme nt	Wei ghte d prod uct	CS V	PO Attai nme nt	Wei ghte d prod uct	CS VI	PO Attai nme nt	Wei ghte d prod uct	Wei ghte d Sum	Wei ghte d Sum	Wei ghte d Aver age
PO1	2.6	1	2.6	2	1	2	<b>2.25</b>	<b>1</b>	<b>2.25</b>	<b>2.25</b>	<b>1</b>	<b>2.25</b>	2.6	0.96	2.50	2.6	1	2.6	14.3	14.20	1.0
PO2	1	1	1	1	1	1	<b>2.25</b>	<b>1</b>	<b>2.25</b>	<b>2</b>	<b>1</b>	<b>2</b>	2	0.96	1.92	2.4	1	2.4	10.65	10.57	1.0
PO3	1	1	1	1	1	<b>1</b>	<b>2.5</b>	<b>1</b>	<b>2.5</b>	<b>2.75</b>	<b>1</b>	<b>2.75</b>	2	0.96	1.92	2.6	1	2.6	11.85	11.77	1.0
PO4	2.4	1	2.4	2	1	2	<b>2.25</b>	<b>1</b>	<b>2.25</b>	<b>2.25</b>	<b>1</b>	<b>2.25</b>	2	0.96	1.92	2.2	1	2.2	13.1	13.02	1.0
PO5	2.6	1	2.6	2	1	2	<b>2.25</b>	<b>1</b>	<b>2.25</b>	<b>2.25</b>	<b>1</b>	<b>2.25</b>	1.8	0.96	1.73	2.8	1	2.8	13.7	13.63	1.0
PO6	2.6	1	2.6	2	1	2	<b>2.5</b>	<b>1</b>	<b>2.5</b>	<b>2.25</b>	<b>1</b>	<b>2.25</b>	2.6	0.96	2.50	1.8	1	1.8	13.75	13.65	1.0

**B.Sc. (MPCs) MSA ASSESMENT ATTAINMENTS (Sem-I)**

POs	English	PO Attainment	Weighted product	Telugu	PO Attainment	Weighted product	Hindi	PO Attainment	Weighted product	Sanskrit	PO Attainment	Weighted product	Maths	PO Attainment	Weighted product	Physics	PO Attainment	Weighted product	Computers	PO Attainment	Weighted product	Weighted Sum	Weighted Sum	Weighted Average
PO1	2.6	<b>0.9</b>	<b>2.34</b>	2.6	1	2.6	2.6	1	2.6	2.75	1	2.75	2.6	0.98	2.55	<b>2</b>	<b>1</b>	<b>2</b>	1.4	1	1.4	16.55	16.24	0.98
PO2	2.5	<b>0.9</b>	<b>2.25</b>	2.2	1	2.2	2.5	1	2.5	1.25	1	1.25	1	0.98	0.98	<b>2</b>	1	<b>2</b>	1.4	1	1.4	12.85	12.58	0.98
PO3	2.5	<b>0.9</b>	<b>2.25</b>	1.8	1	1.8	2.6	1	2.6	1.5	1	1.5	1	0.98	0.98	<b>2</b>	1	<b>2</b>	2	1	2	13.4	13.13	0.98
PO4	2.5	<b>0.9</b>	<b>2.25</b>	2.8	1	2.8	2.6	1	2.6	2.5	1	2.5	2.2	0.98	2.16	<b>3</b>	1	<b>3</b>	1.8	1	1.8	17.4	17.11	0.98
PO5	2.3	<b>0.9</b>	<b>2.07</b>	3	1	3	2.3	1	2.3	1	1	1	2.6	0.98	2.55	<b>2</b>	1	<b>2</b>	1.8	1	1.8	15	14.72	0.98
PO6	2.6	<b>0.9</b>	<b>2.34</b>	3	1	3	2.6	<b>1</b>	2.6	2	<b>1</b>	2	2.6	0.98	2.55	<b>3</b>	<b>1</b>	<b>3</b>	1.4	1	1.4	17.2	16.89	0.98

**B.Sc. (MPCs) MSA ASSESMENT ATTAINMENTS (Sem-II)**

POs	English	PO Attainment	Weighted product	Telugu	PO Attainment	Weighted product	Hindi	PO Attainment	Weighted product	Sanskrit	PO Attainment	Weighted product	Maths	PO Attainment	Weighted product	Physics	PO Attainment	Weighted product	Computers	PO Attainment	Weighted product	Weighted Sum	Weighted Sum	Weighted Average
PO1	<b>2.3</b>	<b>0.9</b>	<b>2.07</b>	<b>2.8</b>	1	<b>2.8</b>	<b>2.5</b>	1	<b>2.5</b>	<b>2.5</b>	1	<b>2.5</b>	2.5	1	2.5	<b>2</b>	<b>1</b>	<b>2</b>	2.4	1	2.4	17	16.77	0.99
PO2	<b>2.3</b>	<b>0.9</b>	<b>2.07</b>	<b>2.2</b>	1	<b>2.2</b>	<b>2.3</b>	1	<b>2.3</b>	<b>2.5</b>	1	<b>2.5</b>	1	1	1	<b>2</b>	1	<b>2</b>	3	1	3	15.3	15.07	0.98
PO3	<b>2.1</b>	<b>0.9</b>	<b>1.89</b>	<b>1.2</b>	1	<b>1.2</b>	<b>2.5</b>	1	<b>2.5</b>	<b>1.75</b>	1	<b>1.75</b>	1	1	1	<b>2</b>	1	<b>2</b>	3	1	3	13.55	13.34	0.98
PO4	<b>2.1</b>	<b>0.9</b>	<b>1.89</b>	<b>1.8</b>	1	<b>1.8</b>	<b>2</b>	1	<b>2</b>	<b>1.5</b>	1	<b>1.5</b>	2.25	1	2.25	<b>3</b>	1	<b>3</b>	2.6	1	2.6	15.25	15.04	0.99
PO5	<b>2.3</b>	<b>0.9</b>	<b>2.07</b>	<b>3</b>	1	<b>3</b>	<b>2.3</b>	1	<b>2.3</b>	<b>1</b>	1	<b>1</b>	2.75	1	2.75	<b>2</b>	1	<b>2</b>	2.6	1	2.6	15.95	15.72	0.99

PO6	2.3	0.9	2.07	3	1	3	2	1	2	2	1	2	2.5	1	2.5	3	1	3	2.4	1	2.4	17.2	16.97	0.99
-----	-----	-----	------	---	---	---	---	---	---	---	---	---	-----	---	-----	---	---	---	-----	---	-----	------	-------	------

**B.Sc. (MPCs) MSA ASSESMENT ATTAINMENTS (Sem-III)**

POs	English	PO Attainment	Weighted product	Telugu	PO Attainment	Weighted product	Hindi	PO Attainment	Weighted product	San skrit	PO Attainment	Weighted product	Mat hs	PO Attainment	Weighted product	Phys ics	PO Attainment	Weighted product	Com puter s	PO Attainment	Weighted product	Wei ghte d Sum	Wei ghte d Sum	Weight ed Averag e
PO1	2.6	1	2.6	2.8	1	2.8	2.3	1	2.3	2	1	2	2.6	1	2.6	2.4	1	2.4	2	1	2	16.7	16.7	1
PO2	2.1	1	2.1	1	1	1	2	1	2	2.5	1	2.5	1	1	1	2	1	2	2.8	1	2.8	13.4	13.4	1
PO3	2.3	1	2.3	1	1	1	2.6	1	2.6	1.75	1	1.75	1	1	1	2	1	2	2.8	1	2.8	13.45	13.45	1
PO4	2.3	1	2.3	1.4	1	1.4	2.3	1	2.3	1.5	1	1.5	2.5	1	2.5	3	1	3	2.8	1	2.8	15.8	15.8	1
PO5	2.5	1	2.5	2.8	1	2.8	1.6	1	1.6	1	1	1	2.6	1	2.6	3	1	3	2.4	1	2.4	15.9	15.9	1
PO6	2.3	1	2.3	3	1	3	2	1	2	2	1	2	2.6	1	2.6	3	1	3	2.6	1	2.6	17.5	17.5	1

**B.Sc. (MPCs) MSA ASSESMENT ATTAINMENTS (Sem-IV)**

PO s	Mat hs	PO Attainment	Wei ghte d product	Mat hs	PO Attainment	Wei ghte d product	PH Y Paper-IV	PO Attainment	Wei ghte d product	PH Y Paper-V	PO Attainment	Wei ghte d product	Com pute rs	PO Attainment	Wei ghte d product	Com pute rs	PO Attainment	Wei ghte d product	Weight ed Sum	Weighte d Sum	Weighte d Average
PO1	2.5	0.98	2.45	2.5	1	2.5	2.3	1	2.3	2.3	1	2.3	2.8	1	2.8	2.6	1	2.6	15.2	14.95	0.98
PO2	1	0.98	0.98	1	1	1	2	1	2	2	1	2	2.8	1	2.8	2	1	2	11.6	10.78	0.93
PO3	1	0.98	0.98	1	1	1	2	1	2	2	1	2	2.8	1	2.8	1.6	1	1.6	11.6	10.38	0.89
PO4	2.25	0.98	2.21	2.25	1	2.25	3	1	3	3	1	3	2.8	1	2.8	2	1	2	16.1	15.26	0.95

PO5	2.75	0.98	2.7	2.75	1	2.75	3	1	3	3	1	3	2.8	1	2.8	2.2	1	2.2	17.1	16.45	0.96
PO6	2.5	0.98	2.45	2.5	1	2.5	3	1	3	3	1	3	2.8	1	2.8	1.8	1	1.8	16.6	15.55	0.94

**B.Sc. (MPCs) MSA ASSESMENT ATTAINMENTS (Sem-V)**

POs	Mat hs V	PO Atta inme nt	Wei ghte d prod uct	Mat hs V	PO Atta inme nt	Wei ghte d prod uct	Phy V	PO Atta inme nt	Wei ghte d prod uct	Phy VI	PO Atta inme nt	Wei ghte d prod uct	CS V	PO Atta inme nt	Wei ghte d prod uct	CS VI	PO Atta inme nt	Wei ghte d prod uct	Wei ghte d Sum	Wei ghte d Sum	Wei ghte d Aver age
PO1	2.6	0.98	2.55	2	1	2	2.25	1	2.25	2.25	1	2.25	2.6	1	2.6	2.6	1	2.6	14.3	14.25	1.00
PO2	1	0.98	0.98	1	1	1	2.25	1	2.25	2	1	2	2	1	2	2.4	1	2.4	10.65	10.63	1.00
PO3	1	0.98	0.98	1	1	1	2.5	1	2.5	2.75	1	2.75	2	1	2	2.6	1	2.6	11.85	11.83	1.00
PO4	2.4	0.98	2.35	2	1	2	2.25	1	2.25	2.25	1	2.25	2	1	2	2.2	1	2.2	13.1	13.05	1.00
PO5	2.6	0.98	2.55	2	1	2	2.25	1	2.25	2.25	1	2.25	1.8	1	1.8	2.8	1	2.8	13.7	13.65	1.00
PO6	2.6	0.98	2.55	2	1	2	2.5	1	2.5	2.25	1	2.25	2.6	1	2.6	1.8	1	1.8	13.75	13.7	1.00

**B.Sc. (MPCs) FINAL ASSESMENT ATTAINMENTS (Sem-I)**

POs	English	PO Attainment	Weighted product	Telugu	PO Attainment	Weighted product	Hindi	PO Attainment	Weighted product	Sankrit	PO Attainment	Weighted product	Maths	PO Attainment	Weighted product	Physics	PO Attainment	Weighted product	Computers	PO Attainment	Weighted product	Weighted Sum	Weighted Sum	Weighted Average
PO1	2.6	0.9	<b>2.34</b>	2.6	0.96	<b>2.49</b>	2.6	1	2.6	2.75	1	2.75	2.6	0.97	2.5	<b>2</b>	<b>0.91</b>	<b>1.82</b>	1.4	0.98	1.372	16.55	15.87	0.96
PO2	2.5	0.9	<b>2.25</b>	2.5	0.96	<b>2.4</b>	2.5	1	2.5	1.25	1	1.25	1	0.97	0.97	<b>2</b>	<b>0.91</b>	<b>1.82</b>	1.4	0.98	1.372	13.15	12.56	0.96
PO3	2.5	0.9	2.25	2.5	0.96	2.4	2.6	1	2.6	1.5	1	1.5	1	0.97	0.97	<b>2</b>	<b>0.91</b>	<b>1.82</b>	2	0.98	1.96	14.1	13.50	0.96
PO4	2.5	0.9	2.25	2.5	0.96	2.4	2.6	1	2.6	2.5	1	2.5	2.2	0.97	2.13	<b>3</b>	<b>0.91</b>	<b>2.73</b>	1.8	0.98	1.764	17.1	16.37	0.96
PO5	2.3	0.9	<b>2.07</b>	2.3	0.96	<b>2.20</b>	2.3	1	2.3	1	1	1	2.6	0.97	2.5	<b>2</b>	<b>0.91</b>	<b>1.82</b>	1.8	0.98	1.764	14.3	13.65	0.95
PO6	2.6	0.9	<b>2.34</b>	2.6	0.96	<b>2.49</b>	2.6	<b>1</b>	2.6	2	1	2	2.6	0.97	2.5	<b>3</b>	<b>0.91</b>	<b>2.73</b>	1.4	0.98	1.372	16.8	16.03	0.95

**B.Sc. (MPCs) FINAL ASSESMENT ATTAINMENTS (Sem-II)**

POs	English	PO Attainment	Weighted product	Telugu	PO Attainment	Weighted product	Hindi	PO Attainment	Weighted product	Sanskrit	PO Attainment	Weighted product	Maths	PO Attainment	Weighted product	Physics	PO Attainment	Weighted product	Computers	PO Attainment	Weighted product	Weighted Sum	Weighted Sum	Weighted Average
PO1	<b>2.3</b>	<b>0.9</b>	<b>2.07</b>	<b>2.3</b>	<b>1</b>	<b>2.3</b>	<b>2.5</b>	1	<b>2.5</b>	<b>2.5</b>	1	<b>2.5</b>	2.5	0.89	2.23	<b>2</b>	<b>1</b>	<b>2</b>	2.4	1	2.4	16.5	13.6	0.82
PO2	<b>2.3</b>	<b>0.9</b>	<b>2.07</b>	<b>2.3</b>	<b>1</b>	<b>2.3</b>	<b>2.3</b>	1	<b>2.3</b>	<b>2.3</b>	1	<b>2.3</b>	1	0.89	0.89	<b>2</b>	<b>1</b>	<b>2</b>	3	1	3	15.2	11.86	0.78
PO3	<b>2.1</b>	<b>0.9</b>	<b>1.89</b>	<b>2.1</b>	<b>1</b>	<b>2.1</b>	<b>2.5</b>	1	<b>2.5</b>	<b>2.5</b>	1	<b>2.5</b>	1	0.89	0.89	<b>2</b>	<b>1</b>	<b>2</b>	3	1	3	15.2	11.88	0.78
PO4	<b>2.1</b>	<b>0.9</b>	<b>1.89</b>	<b>2.1</b>	<b>1</b>	<b>2.1</b>	<b>2</b>	1	<b>2</b>	<b>2</b>	1	<b>2</b>	2.25	0.89	2	<b>3</b>	<b>1</b>	<b>3</b>	2.6	1	2.6	16.05	12.99	0.81
PO5	<b>2.3</b>	<b>0.9</b>	<b>2.07</b>	<b>2.3</b>	<b>1</b>	<b>2.3</b>	<b>2.3</b>	1	<b>2.3</b>	<b>2.3</b>	1	<b>2.3</b>	2.75	0.89	2.45	<b>2</b>	<b>1</b>	<b>2</b>	2.6	1	2.6	16.55	13.42	0.81
PO6	<b>2.3</b>	<b>0.9</b>	<b>2.07</b>	<b>2.3</b>	<b>1</b>	<b>2.3</b>	<b>2</b>	1	<b>2</b>	<b>2</b>	1	<b>2</b>	2.5	0.89	2.23	<b>3</b>	<b>1</b>	<b>3</b>	2.4	1	2.4	16.5	13.6	0.82



**B.Sc. (MPCs) FINAL ASSESMENT ATTAINMENTS (Sem-III)**

PO s	Eng lish	PO Attain ment	Wei ghte d prod uct	Tel ugu	PO Atta inment	Wei ghte d prod uct	Hin di	PO Atta inment	Weighted product	San skri t	PO Attain ment	Wei ghte d prod uct	Ma ths	PO Atta inment	Wei ghte d prod uct	Phy sics	PO Attain ment	Wei ghte d prod uct	Com puter s	PO Attain ment	Wei ghte d prod uct	Wei ghte d Sum	Wei ghte d Sum	Wei ghte d Avera ge
PO1	2.6	0.9	2.34	2.6	1	2.6	2.3	1	2.3	2	1	2	2.6	1	2.6	2.4	0.94	2.25	2	1	2	16.5	16.09	0.98
PO2	2.1	0.9	1.89	2.1	1	2.1	2	1	2	2.5	1	2.5	1	1	1	2	0.94	1.88	2.8	1	2.8	14.5	14.17	0.98
PO3	2.3	0.9	2.07	2.3	1	2.3	2.6	1	2.6	1.7 5	1	1.7 5	1	1	1	2	0.94	1.88	2.8	1	2.8	14.75	14.4	0.98
PO4	2.3	0.9	2.07	2.3	1	2.3	2.3	1	2.3	1.5	1	1.5	2.5	1	2.5	3	0.94	2.82	2.8	1	2.8	16.7	16.29	0.98
PO5	2.5	0.9	2.25	2.5	1	2.5	1.6	1	1.6	1	1	1	2.6	1	2.6	3	0.94	2.82	2.4	1	2.4	15.6	15.17	0.97
PO6	2.3	0.9	2.07	2.3	1	2.3	2	1	2	2	1	2	2.6	1	2.6	3	0.94	2.82	2.6	1	2.6	16.8	16.39	0.98

**B.Sc. (MPCs) FINAL ASSESMENT ATTAINMENTS (Sem-IV)**

PO s	Maths	PO Attain ment	Wei ghte d prod uct	Maths	PO Attain ment	Wei ghte d prod uct	Phy sics	PO Attain ment	Wei ghte d prod uct	Phy sics	PO Attain ment	Wei ghte d prod uct	Comp uters	PO Attain ment	Wei ghte d prod uct	Comp uters	PO Attain ment	Wei ghte d prod uct	Wei ghte d Sum	Wei ghte d Sum	Wei ghte d Avera ge
PO1	2.5	0.89	2.23	2.5	1	2.5	2.3	1	2.3	2.3	1	2.3	2.8	0.98	2.74	2.6	0.98	2.55	15	14.62	0.97
PO2	1	0.89	0.89	1	1	1	2	1	2	2	1	2	2.8	0.98	2.74	2	0.98	1.96	10.8	10.59	0.98
PO3	1	0.89	0.89	1	1	1	2	1	2	2	1	2	2.8	0.98	2.74	1.6	0.98	1.57	10.4	10.20	0.98
PO4	2.25	0.89	2.2	2.25	1	2.25	3	1	3	3	1	3	2.8	0.98	2.74	2	0.98	1.96	15.3	15.15	0.99

PO5	2.75	0.89	2.45	2.75	1	2.75	3	1	3	3	1	3	2.8	0.98	2.74	2.2	0.98	2.16	16.5	16.10	0.98
PO6	2.5	0.89	2.23	2.5	1	2.5	3	1	3	3	1	3	2.8	0.98	2.74	1.8	0.98	1.76	15.6	15.24	0.98

**B.Sc. (MPCs) FINAL ASSESMENT ATTAINMENTS (Sem – V)**

Pos	Maths V	PO Attainment	Weighted product	Maths VI	PO Attainment	Weighted product	Phy V	PO Attainment	Weighted product	Phy VI	PO Attainment	Weighted product	CS V	PO Attainment	Weighted product	CS VI	PO Attainment	Weighted product	Weighted Sum	Weighted Sum	Weighted Average
PO 1	2.6	0.97	2.5	2	0.98	1.96	2.25	1	2.25	2.25	0.98	2.205	2.6	0.96	2.50	2.6	1	2.6	14.3	14.01	0.98
PO2	1	0.97	0.97	1	0.98	0.98	2.25	1	2.25	2	0.98	1.96	2	0.96	1.92	2.4	1	2.4	10.65	10.48	0.98
PO3	1	0.97	0.97	1	0.98	0.98	2.5	1	2.5	2.75	0.98	2.695	2	0.96	1.92	2.6	1	2.6	11.85	11.67	0.98
PO4	2.4	0.97	2.33	2	0.98	1.96	2.25	1	2.25	2.25	0.98	2.205	2	0.96	1.92	2.2	1	2.2	13.1	12.87	0.98
PO5	2.6	0.97	2.5	2	0.98	1.96	2.25	1	2.25	2.25	0.98	2.205	1.8	0.96	1.73	2.8	1	2.8	13.7	13.44	0.98
PO6	2.6	0.97	2.5	2	0.98	1.96	2.5	1	2.5	2.25	0.98	2.45	2.6	0.96	2.50	1.8	1	1.8	13.75	13.71	1.00

**B.Sc. (MPCs) CCAA ASSESMENT ATTAINMENTS**

	Sum of Weighted Product/ Weighted Sum of POs Sem -I	Sum of Weighted Product/ Weighted Sum of POs Sem -II	Sum of Weighted Product/ Weighted Sum of POs Sem -III	Sum of Weighted Product/ Weighted Sum of POs Sem -IV	Sum of Weighted Product/ Weighted Sum of POs Sem -V	Average of Pos Attained	% of Attainment
Pos1	1	1	0.99	0.91	1	4.9	0.98
Pos2	1	1	0.99	0.88	1	4.87	0.974
Pos3	1	1	0.99	0.88	1	4.87	0.974
Pos4	1	1	0.99	0.91	1	4.9	0.98
Pos5	1	1	0.99	0.92	1	4.91	0.982
Pos6	1	1	0.99	0.92	1	4.91	0.982

**B.Sc. (MPCs) MSA ASSESMENT ATTAINMENTS**

	Sum of Weighted Product/ Weighted Sum of POs Sem -I	Sum of Weighted Product/ Weighted Sum of POs Sem -II	Sum of Weighted Product/ Weighted Sum of POs Sem -III	Sum of Weighted Product/ Weighted Sum of POs Sem -IV	Sum of Weighted Product/ Weighted Sum of POs Sem -V	Average of Pos Attained	% of Attainment
Pos1	0.98	0.98	1	0.98	1	4.94	0.988
Pos2	0.98	0.98	1	0.93	1	4.89	0.978
Pos3	0.98	0.98	1	0.89	1	4.85	0.97
Pos4	0.98	0.99	1	0.95	1	4.92	0.984

Pos5	0.98	0.99	1	0.96	1	4.93	0.986
Pos6	0.98	0.99	1	0.94	1	4.91	0.982

**B.Sc. (MPCs) FINAL ASSESMENT ATTAINMENTS (Sem – V)**

	Sum of Weighted Product/ Weighted Sum of POs Sem -I	Sum of Weighted Product/ Weighted Sum of POs Sem -II	Sum of Weighted Product/ Weighted Sum of POs Sem -III	Sum of Weighted Product/ Weighted Sum of POs Sem -IV	Sum of Weighted Product/ Weighted Sum of POs Sem -V	Average of Pos Attained	% of Attainment
Pos1	0.96	0.82	0.98	0.97	0.98	4.71	0.942
Pos2	0.96	0.78	0.98	0.98	0.98	4.68	0.936
Pos3	0.96	0.78	0.98	0.98	0.98	4.68	0.936
Pos4	0.96	0.81	0.98	0.98	0.98	4.71	0.942
Pos5	0.95	0.81	0.97	0.98	0.98	4.69	0.938
Pos6	0.95	0.82	0.98	0.98	1	4.73	0.946

*N.N.S. Eswari*  
**Signature of the HOD**  
 IN-CHARGE  
 DEPT OF COMPUTER SCIENCE  
 ASD GOVT DEGREE COLLEGE (M) AUTONOMOUS  
 KAKINADA

*V. N. S.*  
 PRINCIPAL  
 A.S.D. GOVT. DEGREE COLLEGE (M)  
 AUTONOMOUS  
 KAKINADA

**A.S.D. GOVT. DEGREE COLLEGE FOR WOMEN (A), KAKINADA**  
**DEPARTMENT OF CHEMISTRY**  
**2023-24 outgoing batch CO PO ATTAINMENT FOR ALL SEMESTERS (CBHC)**  
**CO-PO MAPPING**

**1: Slight [Low]; 2: Moderate [Medium]; 3: Substantial [High], 0: (No Correlation)**

**I B.Sc. Paper-I (Semester I) : Inorganic & Physical Chemistry**

	<b>PO 1</b>	<b>PO 2</b>	<b>PO 3</b>	<b>PO 4</b>	<b>PO 5</b>	<b>PO 6</b>
<b>CO 1</b>	2	3	2	2	2	3
<b>CO 2</b>	3	2	3	0	3	2
<b>CO 3</b>	0	2	3	0	3	3
<b>AVG</b>	1.66	2.33	2.66	0.66	2.66	2.66

**I B.Sc. Paper-II (Semester II) : Organic & General Chemistry**

	<b>PO 1</b>	<b>PO 2</b>	<b>PO 3</b>	<b>PO 4</b>	<b>PO 5</b>	<b>PO 6</b>
<b>CO 1</b>	2	3	3	2	3	3
<b>CO 2</b>	2	2	0	2	3	0
<b>CO 3</b>	3	2	3	2	3	3
<b>CO 4</b>	2	3	2	1	2	1
<b>AVG</b>	2.25	2.5	2	1.75	2.7	1.75

**II B.Sc Paper-III (Semeter-III) Organic Chemistry & Spectroscopy**

	<b>PO 1</b>	<b>PO 2</b>	<b>PO 3</b>	<b>PO 4</b>	<b>PO 5</b>	<b>PO 6</b>
<b>CO 1</b>	3	3	3	2	3	3
<b>CO 2</b>	3	3	3	3	3	3
<b>CO 3</b>	3	2	3	2	3	3
<b>CO 4</b>	3	3	3	3	3	3
<b>AVG</b>	3	2.75	3	2.5	3	3

**II B.Sc Paper-IV( Semeter-IV) Inorganic,Organic & Physical Chemistry**

	<b>PO 1</b>	<b>PO 2</b>	<b>PO 3</b>	<b>PO 4</b>	<b>PO 5</b>	<b>PO 6</b>
<b>CO 1</b>	2	2	2	3	3	3
<b>CO 2</b>	3	2	3	3	3	2
<b>CO 3</b>	2	2	3	3	3	3
<b>CO 4</b>	3	3	3	0	3	0
<b>AVG</b>	2.5	2.5	2.75	2.25	3	2

### II B.Sc Paper-V (Semeter-IV) Inorganic & Physical Chemistry

	<b>PO 1</b>	<b>PO 2</b>	<b>PO 3</b>	<b>PO 4</b>	<b>PO 5</b>	<b>PO 6</b>
<b>CO 1</b>	2	2	1	3	2	2
<b>CO 2</b>	3	3	2	3	2	2
<b>CO 3</b>	2	1	1	3	2	2
<b>CO 4</b>	2	2	1	3	2	1
<b>AVG</b>	2.25	2.25	1.25	3	2	1.75

### III B.Sc Paper-6D ( Semester –V) Environmental chemistry

	<b>PO1</b>	<b>PO2</b>	<b>PO3</b>	<b>PO4</b>	<b>PO5</b>	<b>PO6</b>
<b>CO1</b>	2	4	4	-	2	2
<b>CO2</b>	1	3	4	-	1	2
<b>CO3</b>	2	3	4	-	2	2
<b>CO4</b>	1	3	3	1	3	1
<b>Avg</b>	<b>1.5</b>	<b>3.25</b>	<b>3.75</b>	<b>0.25</b>	<b>2</b>	<b>1.75</b>

### III B.Sc Paper 7D ( Semester-V) Green chemistry and Nanotechnology

	<b>PO1</b>	<b>PO2</b>	<b>PO3</b>	<b>PO4</b>	<b>PO5</b>	<b>PO6</b>
<b>CO1</b>	3	3	4	2	1	2
<b>CO2</b>	1	2	3	1	1	2
<b>CO3</b>	3	3	3	1	1	1
<b>CO4</b>	3	3	3	2	3	3
<b>Avg</b>	<b>2.5</b>	<b>2.75</b>	<b>3.25</b>	<b>1.5</b>	<b>1.5</b>	<b>2</b>

### Calculating attainment at each level of course CBHC

Courses	No of students attended	No of students attained			CO_CCAA	CO_MSA	CO_FA
		CCAA( $\geq 7$ )	MSA( $\geq 8$ )	FA( $\geq 26$ )			
	(1)	(2)	(3)	(4)	(2)/(1)	(3)/(1)	(4)/(1)
Inorganic & Physical Chemistry-1	29	29	29	11	1	1	0.379
Organic & General Chemistry-II	29	29	22	20	1	0.759	0.69
Organic Chemistry & Spectroscopy-III	26	26	21	13	1	0.808	0.5
Inorganic, Organic & Physical Chemistry-IV	26	26	22	23	1	0.846	0.885
Inorganic & Physical Chemistry-V	26	26	25	24	1	0.962	0.923
Environmental chemistry-6D	25	25	25	23	1	1	0.92
Green chemistry and Nanotechnology-7D	25	25	25	22	1	1	0.88

### I B.Sc CBHC Paper- I & II CCAA Assessment Attainment

PO's	Chem Paper I	PO Attainment	Weighed product	Chem Paper-II	PO Attainment	Weighed product
PO1	1.66	1	1.66	2.25	1	2.25
PO2	2.33	1	2.33	2.5	1	2.5
PO3	2.66	1	2.66	2	1	2
PO4	0.66	1	0.66	1.75	1	1.75
PO5	2.66	1	2.66	2.7	1	2.7
PO6	2.66	1	2.66	1.75	1	1.75



**I B.Sc CBHC Paper-I &II MSA( IA) Attainment**

<b>PO's</b>	<b>Chem Paper I</b>	<b>PO Attainment</b>	<b>Weighed product</b>	<b>Chem Paper-II</b>	<b>PO Attainment</b>	<b>Weighed product</b>
<b>PO1</b>	1.66	1	1.66	2.25	0.759	1.708
<b>PO2</b>	2.33	1	2.33	2.5	0.759	1.898
<b>PO3</b>	2.66	1	2.66	2	0.759	1.518
<b>PO4</b>	0.66	1	0.66	1.75	0.759	1.328
<b>PO5</b>	2.66	1	2.66	2.7	0.759	2.049
<b>PO6</b>	2.66	1	2.66	1.75	0.759	1.328

**I B.Sc CBHC Paper- I &II FA Attainment**

<b>PO's</b>	<b>Chem Paper I</b>	<b>PO Attainment</b>	<b>Weighed product</b>	<b>Chem Paper-II</b>	<b>PO Attainment</b>	<b>Weighed product</b>
<b>PO1</b>	1.66	0.379	0.629	2.25	0.69	1.553
<b>PO2</b>	2.33	0.379	0.883	2.5	0.69	1.725
<b>PO3</b>	2.66	0.379	1.008	2	0.69	1.38
<b>PO4</b>	0.66	0.379	0.250	1.75	0.69	1.208
<b>PO5</b>	2.66	0.379	1.008	2.7	0.69	1.863
<b>PO6</b>	2.66	0.379	1.008	1.75	0.69	1.208

**II B.Sc CBHC Paper- III, IV &V CCAA Assessment Attainment**

<b>PO's</b>	<b>Chem Paper III</b>	<b>PO Attainment</b>	<b>Weighed product</b>	<b>Chem Paper-IV</b>	<b>PO Attainment</b>	<b>Weighed product</b>	<b>Chem Paper-V</b>	<b>PO Attainment</b>	<b>Weighed product</b>
<b>PO1</b>	3	1	3	2.5	1	2.5	2.25	1	2.25
<b>PO2</b>	2.75	1	2.75	2.5	1	2.5	2.25	1	2.25
<b>PO3</b>	3	1	3	2.75	1	2.75	1.25	1	1.25
<b>PO4</b>	2.5	1	2.5	2.25	1	2.25	3	1	3
<b>PO5</b>	3	1	3	3	1	3	2	1	2
<b>PO6</b>	3	1	3	2	1	2	1.75	1	1.75

**II B.Sc CBHC Paper- III, IV &V MSA( IA) Attainment**

<b>PO's</b>	<b>Chem Paper III</b>	<b>PO Attainment</b>	<b>Weighed product</b>	<b>Chem Paper-IV</b>	<b>PO Attainment</b>	<b>Weighed product</b>	<b>Chem Paper-V</b>	<b>PO Attainment</b>	<b>Weighed product</b>
<b>PO1</b>	<b>3</b>	<b>0.808</b>	<b>2.424</b>	<b>2.5</b>	<b>0.846</b>	2.115	<b>2.25</b>	0.962	2.165
<b>PO2</b>	<b>2.75</b>	<b>0.808</b>	<b>2.222</b>	<b>2.5</b>	<b>0.846</b>	2.115	<b>2.25</b>	0.962	2.165
<b>PO3</b>	<b>3</b>	<b>0.808</b>	<b>2.424</b>	<b>2.75</b>	<b>0.846</b>	2.327	<b>1.25</b>	0.962	1.203
<b>PO4</b>	<b>2.5</b>	<b>0.808</b>	<b>2.02</b>	<b>2.25</b>	<b>0.846</b>	1.904	<b>3</b>	0.962	2.886
<b>PO5</b>	<b>3</b>	<b>0.808</b>	<b>2.424</b>	<b>3</b>	<b>0.846</b>	2.538	<b>2</b>	0.962	1.924
<b>PO6</b>	<b>3</b>	<b>0.808</b>	<b>2.424</b>	<b>2</b>	<b>0.846</b>	1.692	<b>1.75</b>	0.962	1.684

**II B.Sc CBHC Paper- III, IV &V FA Attainment**

<b>PO's</b>	<b>Chem Paper III</b>	<b>PO Attainment</b>	<b>Weighed product</b>	<b>Chem Paper-IV</b>	<b>PO Attainment</b>	<b>Weighed product</b>	<b>Chem Paper-V</b>	<b>PO Attainment</b>	<b>Weighed product</b>
<b>PO1</b>	<b>3</b>	<b>0.5</b>	<b>1.5</b>	<b>2.5</b>	<b>0.885</b>	2.213	<b>2.25</b>	0.923	<b>2.077</b>
<b>PO2</b>	<b>2.75</b>	<b>0.5</b>	<b>1.375</b>	<b>2.5</b>	<b>0.885</b>	2.213	<b>2.25</b>	0.923	<b>2.077</b>
<b>PO3</b>	<b>3</b>	<b>0.5</b>	<b>1.5</b>	<b>2.75</b>	<b>0.885</b>	2.434	<b>1.25</b>	0.923	<b>1.154</b>
<b>PO4</b>	<b>2.5</b>	<b>0.5</b>	<b>1.25</b>	<b>2.25</b>	<b>0.885</b>	1.991	<b>3</b>	0.923	<b>2.769</b>
<b>PO5</b>	<b>3</b>	<b>0.5</b>	<b>1.5</b>	<b>3</b>	<b>0.885</b>	2.665	<b>2</b>	0.923	<b>1.846</b>
<b>PO6</b>	<b>3</b>	<b>0.5</b>	<b>1.5</b>	<b>2</b>	<b>0.885</b>	1.77	<b>1.75</b>	0.923	<b>1.615</b>

### III B.Sc CBHC Paper-6D&7D( SEM-V) CCAA Assessment Attainment

PO's	Chem 6D	PO Attainment	Weighed product	Chem 7D	PO Attainment	Weighed product
PO1	1.5	1	1.5	2.5	1	2.5
PO2	3.25	1	3.25	2.75	1	2.75
PO3	3.75	1	3.75	3.25	1	3.25
PO4	0.25	1	0.25	1.5	1	1.5
PO5	2	1	2	1.5	1	1.5
PO6	1.75	1	1.75	2	1	2

### III B.Sc ( CBHC) Paper-6D&7D( SEM-V ) MSA( IA) Assessment Attainment

PO's	Chem 6D	PO Attainment	Weighed product	Chem 7D	PO Attainment	Weighed product
PO1	1.5	1	1.5	2.5	1	2.5
PO2	3.25	1	3.25	2.75	1	2.75
PO3	3.75	1	3.75	3.25	1	3.25
PO4	0.25	1	0.25	1.5	1	1.5
PO5	2	1	2	1.5	1	1.5
PO6	1.75	1	1.75	2	1	2

### III B.Sc ( CBHC) Paper -6D&7D (SEM-V) FA Assessment Attainment

PO's	Chem 6D	PO Attainment	Weighed product	Chem 7D	PO Attainment	Weighed product
PO1	1.5	0.92	1.38	2.5	0.88	2.2
PO2	3.25	0.92	2.99	2.75	0.88	2.42
PO3	3.75	0.92	3.45	3.25	0.88	2.86
PO4	0.25	0.92	0.23	1.5	0.88	1.32
PO5	2	0.92	1.84	1.5	0.88	1.32
PO6	1.75	0.92	1.61	2	0.88	1.76

**A.S.D. GOVT. DEGREE COLLEGE FOR WOMEN (A), KAKINADA**

**DEPARTMENT OF BOTANY**

**2023-24 outgoing batch CO PO ATTAINMENT FOR ALL SEMESTERS (CBHC)**

**CO-PO MAPPING**

**Paper-1 Fundamentals of Microbes and Non Vascular Plants**

**CO and PO Mapping**

The COs are mapped to POs based on the relevance on a scale of 0-3  
(1: Slight [Low]; 2: Moderate [Medium]; 3: Substantial [High], 0: No Correlation)

**I B.Sc (Semeter I) Paper:1 Fundamentals of Microbes and Non Vascular Plants**

	PO1	PO2	PO3	PO4	PO5	PO6
CO1	1	2	1	2	2	2
CO2	2	2	1	2	2	2
CO3	1	2	2	2	2	2
CO4	1	2	2	2	2	2
CO5	2	1	2	2	2	2
Average	1.4	1.8	1.6	2	2	2

**I B.Sc (Semeter I) Paper-2 Basics of Vascular Plants and Phytogeography**

	PO1	PO2	PO3	PO4	PO5	PO6
CO1	1	2	2	2	2	2
CO2	2	2	1	2	2	2
CO3	1	2	1	1	2	2
CO4	1	2	1	2	2	2
CO5	2	1	2	1	2	2
Average	1.4	1.8	1.4	1.6	2	2

**II B.Sc (Semeter III) Paper-3 Anatomy and Embryology of Angiosperms, Plant Ecology and Biodiversity**

	PO1	PO2	PO3	PO4	PO5	PO6
CO1	2	1	2	1	1	1
CO2	2	1	2	1	2	2
CO3	2	1	2	2	2	2
CO4	2	1	2	2	2	2
CO5	2	2	3	3	3	3
Average	2	1.3	2.2	1.8	2	2

**II B.Sc (Semeter IV) Paper-4 Plant Physiology and Metabolism**

	PO1	PO2	PO3	PO4	PO5	PO6
CO1	2	2	2	3	2	2
CO2	2	1	2	3	2	2
CO3	1	1	2	3	2	2
CO4	2	1	2	3	2	2
CO5	2	1	2	2	1	2
Average	1.8	1.3	2	2.8	1.8	2

**II B.Sc (Semeter IV) Paper-5 Cell Biology, Genetics & Plant breeding**

	PO1	PO2	PO3	PO4	PO5	PO6
CO1	1	1	1	2	2	2
CO2	1	1	1	2	2	2
CO3	2	1	2	3	3	3
CO4	2	1	2	3	3	3
CO5	2	2	2	2	2	3
Average	1.6	1.3	1.6	2.6	2.4	2.6

### III B.Sc (Semeter V ) Paper-6A Plant Propagation

	PO1	PO2	PO3	PO4	PO5	PO6
CO1	2	2	2	2	2	3
CO2	1	1	2	1	2	1
CO3	2	1	2	3	3	3
CO4	2	2	1	3	2	3
CO5	2	1	2	3	3	3
Average	1.8	1.4	1.8	2.4	2.4	2.6

### III B.Sc (Semeter V) Paper-7A Seed Technology

	PO1	PO2	PO3	PO4	PO5	PO6
CO1	2	1	2	2	2	2
CO2	2	1	1	3	2	2
CO3	3	2	2	2	2	2
CO4	2	2	2	3	2	2
CO5	3	2	2	3	1	2
Average	2.4	1.6	1.8	2.6	1.8	2

**Calculating attainment at each level of course CBHC**

Courses	No of students attended	No of students attained			CO_CCAA	CO_MSA	CO_FA
		CCAA( $\geq 7$ )	MSA( $\geq 8$ )	FA( $\geq 26$ )			
	(1)	(2)	(3)	(4)	(2)/(1)	(3)/(1)	(4)/(1)
<b>Fundamentals of Microbes and Non Vascular Plants</b>	29	29	29	28	1	1	0.965
<b>Basics of Vascular Plants and Phytogeography</b>	29	29	29	23	1	1	0.793
<b>Anatomy and Embryology of Angiosperms, Plant Ecology and Biodiversity</b>	26	26	26	26	1	1	1
<b>Plant Physiology and Metabolism</b>	25	25	25	23	1	1	0.92
<b>Cell Biology, Genetics &amp; Plant breeding</b>	25	25	25	23	1	1	0.92
<b>Plant Propagation - 6A</b>	25	25	25	25	1	1	1
<b>Seed Technology-7A</b>	25	25	25	25	1	1	1

**I B.Sc CBHC BOT Paper- I &II CCAA Assessment Attainment**

<b>PO's</b>	<b>Bot Paper I</b>	<b>PO Attainment</b>	<b>Weighed product</b>	<b>Bot Paper-II</b>	<b>PO Attainment</b>	<b>Weighed product</b>
<b>PO1</b>	1.4	1	1.4	1.4	1	1.4
<b>PO2</b>	1.8	1	1.8	1.8	1	1.8
<b>PO3</b>	1.6	1	1.6	1.4	1	1.4
<b>PO4</b>	2	1	2	1.6	1	1.6
<b>PO5</b>	2	1	2	2	1	2
<b>PO6</b>	2	1	2	2	1	2

**I B.Sc CBHC BOT Paper- I &II MSA( IA) Attainment**

<b>PO's</b>	<b>Bot Paper I</b>	<b>PO Attainment</b>	<b>Weighed product</b>	<b>Bot Paper-II</b>	<b>PO Attainment</b>	<b>Weighed product</b>
<b>PO1</b>	1.4	1	1.4	1.4	1	1.4
<b>PO2</b>	1.8	1	1.8	1.8	1	1.8
<b>PO3</b>	1.6	1	1.6	1.4	1	1.4
<b>PO4</b>	2	1	2	1.6	1	1.6
<b>PO5</b>	2	1	2	2	1	2
<b>PO6</b>	2	1	2	2	1	2

**I B.Sc CBHC BOT Paper- I &II FA Attainment**

<b>PO's</b>	<b>Bot Paper I</b>	<b>PO Attainment</b>	<b>Weighed product</b>	<b>Bot Paper-II</b>	<b>PO Attainment</b>	<b>Weighed product</b>
<b>PO1</b>	1.4	<b>0.965</b>	<b>1.351</b>	1.4	0.793	1.1102
<b>PO2</b>	1.8	<b>0.965</b>	<b>1.737</b>	1.8	0.793	1.4274
<b>PO3</b>	1.6	<b>0.965</b>	<b>1.544</b>	1.4	0.793	1.1102
<b>PO4</b>	2	<b>0.965</b>	<b>1.93</b>	1.6	0.793	1.2688
<b>PO5</b>	2	<b>0.965</b>	<b>1.93</b>	2	0.793	1.586
<b>PO6</b>	2	<b>0.965</b>	<b>1.93</b>	2	0.793	1.586



**II B.Sc CBHC BOT Paper- III, IV &V CCAA Assessment Attainment**

<b>PO's</b>	<b>Bot Paper III</b>	<b>PO Attainment</b>	<b>Weighed product</b>	<b>Bot Paper-IV</b>	<b>PO Attainment</b>	<b>Weighed product</b>	<b>Bot Paper-V</b>	<b>PO Attainment</b>	<b>Weighed product</b>
<b>PO1</b>	<b>2</b>	<b>1</b>	<b>2</b>	<b>1.8</b>	<b>1</b>	<b>1.8</b>	<b>1.6</b>	<b>1</b>	<b>1.6</b>
<b>PO2</b>	<b>1.3</b>	<b>1</b>	<b>1.3</b>	<b>1.3</b>	<b>1</b>	<b>1.3</b>	<b>1.3</b>	<b>1</b>	<b>1.3</b>
<b>PO3</b>	<b>2.2</b>	<b>1</b>	<b>2.2</b>	<b>2</b>	<b>1</b>	<b>2</b>	<b>1.6</b>	<b>1</b>	<b>1.6</b>
<b>PO4</b>	<b>1.8</b>	<b>1</b>	<b>1.8</b>	<b>2.8</b>	<b>1</b>	<b>2.8</b>	<b>2.6</b>	<b>1</b>	<b>2.6</b>
<b>PO5</b>	<b>2</b>	<b>1</b>	<b>2</b>	<b>1.8</b>	<b>1</b>	<b>1.8</b>	<b>2.4</b>	<b>1</b>	<b>2.4</b>
<b>PO6</b>	<b>2</b>	<b>1</b>	<b>2</b>	<b>2</b>	<b>1</b>	<b>2</b>	<b>2.6</b>	<b>1</b>	<b>2.6</b>

**II B.Sc CBHC BOT Paper- III, IV &V MSA( IA) Attainment**

<b>PO's</b>	<b>Bot Paper III</b>	<b>PO Attainment</b>	<b>Weighed product</b>	<b>Bot Paper-IV</b>	<b>PO Attainment</b>	<b>Weighed product</b>	<b>Bot Paper-V</b>	<b>PO Attainment</b>	<b>Weighed product</b>
<b>PO1</b>	<b>2</b>	<b>1</b>	<b>2</b>	<b>1.8</b>	<b>1</b>	<b>1.8</b>	<b>1.6</b>	<b>1</b>	<b>1.6</b>
<b>PO2</b>	<b>1.3</b>	<b>1</b>	<b>1.3</b>	<b>1.3</b>	<b>1</b>	<b>1.3</b>	<b>1.3</b>	<b>1</b>	<b>1.3</b>
<b>PO3</b>	<b>2.2</b>	<b>1</b>	<b>2.2</b>	<b>2</b>	<b>1</b>	<b>2</b>	<b>1.6</b>	<b>1</b>	<b>1.6</b>
<b>PO4</b>	<b>1.8</b>	<b>1</b>	<b>1.8</b>	<b>2.8</b>	<b>1</b>	<b>2.8</b>	<b>2.6</b>	<b>1</b>	<b>2.6</b>
<b>PO5</b>	<b>2</b>	<b>1</b>	<b>2</b>	<b>1.8</b>	<b>1</b>	<b>1.8</b>	<b>2.4</b>	<b>1</b>	<b>2.4</b>
<b>PO6</b>	<b>2</b>	<b>1</b>	<b>2</b>	<b>2</b>	<b>1</b>	<b>2</b>	<b>2.6</b>	<b>1</b>	<b>2.6</b>

**II B.Sc CBHC BOT Paper - III, IV &V FA Attainment**

<b>PO's</b>	<b>Bot Paper III</b>	<b>PO Attainment</b>	<b>Weighed product</b>	<b>Bot Paper-IV</b>	<b>PO Attainment</b>	<b>Weighed product</b>	<b>Bot Paper-V</b>	<b>PO Attainment</b>	<b>Weighed product</b>
<b>PO1</b>	<b>2</b>	<b>1</b>	<b>2</b>	<b>1.8</b>	0.92	1.656	<b>1.6</b>	0.92	<b>1.472</b>
<b>PO2</b>	<b>1.3</b>	<b>1</b>	<b>1.3</b>	<b>1.3</b>	0.92	1.196	<b>1.3</b>	0.92	<b>1.196</b>
<b>PO3</b>	<b>2.2</b>	<b>1</b>	<b>2.2</b>	<b>2</b>	0.92	1.84	<b>1.6</b>	0.92	<b>1.472</b>
<b>PO4</b>	<b>1.8</b>	<b>1</b>	<b>1.8</b>	<b>2.8</b>	0.92	2.576	<b>2.6</b>	0.92	<b>2.392</b>
<b>PO5</b>	<b>2</b>	<b>1</b>	<b>2</b>	<b>1.8</b>	0.92	1.656	<b>2.4</b>	0.92	<b>2.208</b>
<b>PO6</b>	<b>2</b>	<b>1</b>	<b>2</b>	<b>2</b>	0.92	1.84	<b>2.6</b>	0.92	<b>2.392</b>

### III B.Sc CBHC BOT Paper -6A&7A (SEM-V) CCAA Assessment Attainment

<b>PO's</b>	<b>Bot 6A</b>	<b>PO Attainment</b>	<b>Weighed product</b>	<b>Bot 7A</b>	<b>PO Attainment</b>	<b>Weighed product</b>
<b>PO1</b>	1.8	1	1.8	2.4	1	2.4
<b>PO2</b>	1.4	1	1.4	1.6	1	1.6
<b>PO3</b>	1.8	1	1.8	1.8	1	1.8
<b>PO4</b>	2.4	1	2.4	2.6	1	2.6
<b>PO5</b>	2.4	1	2.4	1.8	1	1.8
<b>PO6</b>	2.6	1	2.6	2	1	2

### III B.Sc CBHC BOT Paper -6A&7A (SEM-V) MSA( IA) Assessment Attainment

<b>PO's</b>	<b>Bot 6A</b>	<b>PO Attainment</b>	<b>Weighed product</b>	<b>Bot 7A</b>	<b>PO Attainment</b>	<b>Weighed product</b>
<b>PO1</b>	1.8	<b>1</b>	1.8	2.4	<b>1</b>	2.4
<b>PO2</b>	1.4	<b>1</b>	1.4	1.6	<b>1</b>	1.6
<b>PO3</b>	1.8	<b>1</b>	1.8	1.8	<b>1</b>	1.8
<b>PO4</b>	2.4	<b>1</b>	2.4	2.6	<b>1</b>	2.6
<b>PO5</b>	2.4	<b>1</b>	2.4	1.8	<b>1</b>	1.8
<b>PO6</b>	2.6	<b>1</b>	2.6	2	<b>1</b>	2

### III B.Sc CBHC BOT Paper -6A&7A (SEM-V) FA Assessment Attainment

<b>PO's</b>	<b>Bot 6A</b>	<b>PO Attainment</b>	<b>Weighed product</b>	<b>Bot 7A</b>	<b>PO Attainment</b>	<b>Weighed product</b>
<b>PO1</b>	1.8	<b>1</b>	1.8	2.4	<b>1</b>	2.4
<b>PO2</b>	1.4	<b>1</b>	1.4	1.6	<b>1</b>	1.6
<b>PO3</b>	1.8	<b>1</b>	1.8	1.8	<b>1</b>	1.8
<b>PO4</b>	2.4	<b>1</b>	2.4	2.6	<b>1</b>	2.6
<b>PO5</b>	2.4	<b>1</b>	2.4	1.8	<b>1</b>	1.8
<b>PO6</b>	2.6	<b>1</b>	2.6	2	<b>1</b>	2

# A.S.D GOVT DEGREE COLLEGE FOR WOMEN (A)

(Re-Accredited by NAAC with 'B')

KAKINADA 533002 EASTGODAVARI, ANDHRA PRADESH

## DEPARTMENT OF HORTICULTURE

### PAPER -1 Fundamentals of Horticulture and Soil Science

	PO1	PO2	PO3	PO4	PO5	PO6
CO1	3	2	2	3	3	3
CO2	2	2	2	3	3	3
CO3	2	2	2	3	2	2
CO4	2	1	2	2	3	3
CO5	3	2	3	3	3	2
Average	2.4	1.8	2.2	2.8	2.8	2.6

### PAPER -2 Plant Propagation and Nursery Management

	PO1	PO2	PO3	PO4	PO5	PO6
CO1	3	2	3	3	3	3
CO2	2	2	2	3	3	3
CO3	2	2	2	3	3	3
CO4	2	2	2	2	2	2
CO5	3	3	3	3	3	3
Average	2.4	2.2	2.4	2.8	2.8	2.8

### **PAPER -3 BASICS OF VEGETABLE SCIENCE (OLERICULTURE)**

	PO1	PO2	PO3	PO4	PO5	PO6
CO1	3	2	3	3	3	3
CO2	2	2	3	3	3	3
CO3	2	2	3	3	3	3
CO4	2	1	2	2	3	3
CO5	3	2	3	3	3	3
Average	2.4	1.8	2.8	2.8	3	3

### **PAPER -4 BASICS OF FRUIT SCIENCE (POMOLOGY)**

	PO1	PO2	PO3	PO4	PO5	PO6
CO1	3	2	3	2	2	2
CO2	3	3	2	2	2	3
CO3	3	2	2	3	2	3
CO4	3	3	3	3	2	3
CO5	2	3	2	1	2	2
Average	2.8	2.6	2.4	2.2	2	2.6

### **PAPER 5 PESTS AND DISEASES OF HORTICULTURE PLANTS AND THEIR MANAGEMENT**

	PO1	PO2	PO3	PO4	PO5	PO6
CO1	2	2	3	3	3	2
CO2	2	2	3	3	3	3
CO3	3	1	3	3	3	3
CO4	2	2	3	2	3	3
CO5	3	2	3	2	3	2
Average	2.4	1.8	3	2.6	3	2.6

### Paper 6A Ornamental Horticulture

	PO1	PO2	PO3	PO4	PO5	PO6
CO1	3	2	3	2	2	3
CO2	2	2	2	2	2	3
CO3	3	2	2	2	2	3
CO4	3	2	3	2	2	3
CO5	3	3	3	2	3	3
Average	2.8	2.2	2.6	2	2.2	3

### PAPER 7A: COMMERCIAL FLORICULTURE

	PO1	PO2	PO3	PO4	PO5	PO6
CO1	2	2	2	2	2	2
CO2	3	2	2	2	2	3
CO3	3	2	2	2	2	3
CO4	3	2	2	2	2	3
CO5	3	3	3	2	2	3
Average	2.8	2.2	2.2	2	2	2.8

## Calculating attainment at each level of course CBHC

### I B.Sc CBHC Horticulture Paper- I &II CCAA Assessment Attainment

PO's	Horti Paper I	PO Attainment	Weighed product	Horti Paper-II	PO Attainment	Weighed product
<b>PO1</b>	2.4	1	2.4	2.4	1	2.4
<b>PO2</b>	2.4	1	2.4	2.2	1	2.2
<b>PO3</b>	2.4	1	2.4	2.4	1	2.4
<b>PO4</b>	2.4	1	2.4	2.8	1	2.8
<b>PO5</b>	2.4	1	2.4	2.8	1	2.8
<b>PO6</b>	2.4	1	2.4	2.8	1	2.8

### I B.Sc CBHC Horti Paper- I &II MSA (IA) Attainment

Courses	No of students attended	No of students attained			CO_CCAA	CO_MSA	CO_FA
		CCAA( $\geq 7$ )	MSA( $\geq 8$ )	FA( $\geq 26$ )			
	(1)	(2)	(3)	(4)	(2)/(1)	(3)/(1)	(4)/(1)
PAPER -1 Fundamentals of Horticulture and Soil Science	29	29	29	27	1	1	0.93
PAPER -2 Plant Propagation and Nursery Management	29	29	28	27	1	0.96	0.93
Paper -3 Basics of Vegetable Science (Olericulture)	26	26	26	24	1	1	0.92
Paper -4 Basics Of Fruit Science (Pomology)	26	26	26	24	1	1	0.92
Paper 5 Pests and Diseases of Horticulture Plants And Their Management	26	25	26	24	0.96	1	0.92
Paper 6A Ornamental Horticulture	25	25	25	25	1	1	1
Paper- 7A Commercial Floriculture	25	25	25	25	1	1	1

<b>PO's</b>	<b>Horti Paper I</b>	<b>PO Attainment</b>	<b>Weighed product</b>	<b>Horti Paper-II</b>	<b>PO Attainment</b>	<b>Weighed product</b>
<b>PO1</b>	2.4	1	2.4	2.4	0.96	2.3
<b>PO2</b>	2.4	1	2.4	2.2	0.96	2.1
<b>PO3</b>	2.4	1	2.4	2.4	0.96	2.3
<b>PO4</b>	2.4	1	2.4	2.8	0.96	2.68
<b>PO5</b>	2.4	1	2.4	2.8	0.96	2.68
<b>PO6</b>	2.4	1	2.4	2.8	0.96	2.68

**I B.Sc CBHC Horti Paper- I & II FA Attainment**

<b>PO's</b>	<b>Horti Paper I</b>	<b>PO Attainment</b>	<b>Weighed product</b>	<b>Horti Paper-II</b>	<b>PO Attainment</b>	<b>Weighed product</b>
<b>PO1</b>	2.4	0.93	2.23	2.4	0.93	2.23
<b>PO2</b>	2.4	0.93	2.23	2.2	0.93	2.04
<b>PO3</b>	2.4	0.93	2.23	2.4	0.93	2.23
<b>PO4</b>	2.4	0.93	2.23	2.8	0.93	2.6
<b>PO5</b>	2.4	0.93	2.23	2.8	0.93	2.6
<b>PO6</b>	2.4	0.93	2.23	2.8	0.93	2.6

**II B.Sc CBHC Horti Paper- III, IV &V CCAA Assessment Attainment**

<b>PO's</b>	<b>Horti Paper III</b>	<b>PO Attainment</b>	<b>Weighed product</b>	<b>Horti Paper-IV</b>	<b>PO Attainment</b>	<b>Weighed product</b>	<b>Horti Paper-V</b>	<b>PO Attainment</b>	<b>Weighed product</b>
<b>PO1</b>	2.4	1	2.4	2.8	1	2.8	2.4	0.96	<b>2.3</b>
<b>PO2</b>	1.8	1	1.8	2.6	1	2.6	1.8	0.96	1.72
<b>PO3</b>	2.8	1	2.8	2.4	1	2.4	3	0.96	2.88
<b>PO4</b>	2.8	1	2.8	2.2	1	2.2	2.6	0.96	2.49
<b>PO5</b>	3	1	3	2	1	2	3	0.96	2.88
<b>PO6</b>	3	1	3	2.6	1	2.6	2.6	0.96	2.49

**II B.Sc CBHC Horti Paper- III, IV &V MSA(IA) Attainment**

<b>PO's</b>	<b>Horti Paper III</b>	<b>PO Attainment</b>	<b>Weighed product</b>	<b>Horti Paper-IV</b>	<b>PO Attainment</b>	<b>Weighed product</b>	<b>Horti Paper-V</b>	<b>PO Attainment</b>	<b>Weighed product</b>
<b>PO1</b>	2.4	<b>1</b>	2.4	2.8	<b>1</b>	2.8	2.4	<b>1</b>	2.4
<b>PO2</b>	1.8	<b>1</b>	1.8	2.6	<b>1</b>	2.6	1.8	<b>1</b>	1.8
<b>PO3</b>	2.8	<b>1</b>	2.8	2.4	<b>1</b>	2.4	3	<b>1</b>	3
<b>PO4</b>	2.8	<b>1</b>	2.8	2.2	<b>1</b>	2.2	2.6	<b>1</b>	2.6
<b>PO5</b>	3	<b>1</b>	3	2	<b>1</b>	2	3	<b>1</b>	3
<b>PO6</b>	3	<b>1</b>	3	2.6	<b>1</b>	2.6	2.6	<b>1</b>	2.6



**II B.Sc CBHC Horti Paper - III, IV & V FA Attainment**

<b>PO's</b>	<b>Horti Paper III</b>	<b>PO Attainment</b>	<b>Weighed product</b>	<b>Horti Paper-IV</b>	<b>PO Attainment</b>	<b>Weighed product</b>	<b>Horti Paper-V</b>	<b>PO Attainment</b>	<b>Weighed product</b>
<b>PO1</b>	2.4	<b>0.92</b>	<b>2.2</b>	2.8	<b>0.92</b>	2.57	2.4	0.92	2.2
<b>PO2</b>	1.8	<b>0.92</b>	<b>1.65</b>	2.6	<b>0.92</b>	2.39	1.8	0.92	1.65
<b>PO3</b>	2.8	<b>0.92</b>	<b>2.57</b>	2.4	<b>0.92</b>	2.2	3	0.92	2.76
<b>PO4</b>	2.8	<b>0.92</b>	<b>2.57</b>	2.2	<b>0.92</b>	2	2.6	0.92	2.39
<b>PO5</b>	3	<b>0.92</b>	<b>2.76</b>	2	<b>0.92</b>	1.82	3	0.92	2.76
<b>PO6</b>	3	<b>0.92</b>	<b>2.76</b>	2.6	<b>0.92</b>	2.39	2.6	0.92	2.39

**III B.Sc CBHC Horti Paper -6A &7A (SEM-V) CCAA Assessment Attainment**

<b>PO's</b>	<b>Horti 6A</b>	<b>PO Attainment</b>	<b>Weighed product</b>	<b>Horti 7A</b>	<b>PO Attainment</b>	<b>Weighed product</b>
PO1	2.8	1	2.8	2.8	1	2.8
PO2	2.2	1	2.2	2.2	1	2.2
PO3	2.6	1	2.6	2.2	1	2.2
PO4	2	1	2	2	1	2
PO5	2.2	1	2.2	2	1	2
PO6	3	1	3	2.8	1	2.8

**III B.Sc CBHC Horti Paper -6A & 7A (SEM-V) MSA( IA) Assessment Attainment**

<b>PO's</b>	<b>Horti 6A</b>	<b>PO Attainment</b>	<b>Weighed product</b>	<b>Horti 7A</b>	<b>PO Attainment</b>	<b>Weighed product</b>
<b>PO1</b>	2.8	1	2.8	2.8	1	2.8
<b>PO2</b>	2.2	1	2.2	2.2	1	2.2
<b>PO3</b>	2.6	1	2.6	2.2	1	2.2
<b>PO4</b>	2	1	2	2	1	2
<b>PO5</b>	2.2	1	2.2	2	1	2
<b>PO6</b>	3	1	3	2.8	1	2.8

**III B.Sc CBHC Horti Paper -6A &7A (SEM-V) FA Assessment Attainment**

<b>PO's</b>	<b>Horti 6A</b>	<b>PO Attainment</b>	<b>Weighed product</b>	<b>Horti 7A</b>	<b>PO Attainment</b>	<b>Weighed product</b>
<b>PO1</b>	2.8	1	2.8	2.8	1	2.8
<b>PO2</b>	2.2	1	2.2	2.2	1	2.2
<b>PO3</b>	2.6	1	2.6	2.2	1	2.2
<b>PO4</b>	2	1	2	2	1	2
<b>PO5</b>	2.2	1	2.2	2	1	2
<b>PO6</b>	3	1	3	2.8	1	2.8

**A.S.D GOVERNMENT DEGREE COLLEGE (W) (A), KAKINADA**

**Department of English**

**Mapping Course Outcomes 2021-22 admitted batch with Programme Outcomes**

**SEM-I: A COURSE IN COMMUNICATION AND SOFT SKILLS(B.A. /B. Com./B. Sc.)**

	PO1	PO2	PO3	PO4	PO5	PO6
CO1	2	3	2	3	2	3
CO2	3	2	3	3	2	3
CO3	2	2	3	2	2	2
CO4	3	3	2	2	2	3
CO5	3	2	2	3	3	2
CO6	3	3	3	2	3	3
Average	2.6	2.5	2.5	2.5	2.3	2.6

**SEM-II: A COURSE IN READING AND WRITING SKILLS (B.A. /B. Com./B. Sc.)**

**Bachelor of Science (B.Sc.):**

	PO1	PO2	PO3	PO4	PO5	PO6
CO1	2	2	2	2	2	3
CO2	3	2	3	1	2	1
CO3	3	3	2	2	2	2
CO4	2	3	1	3	3	3
CO5	2	3	3	2	2	2
CO6	2	2	2	3	3	3
	2.3	2.3	2.1	2.1	2.3	2.3

**SEM-III: A COURSE IN CONVERSATIONAL SKILLS (B.A. /B. Com./B. Sc.)****Bachelor of Science (B.Sc.):**

	PO1	PO2	PO3	PO4	PO5	PO6
CO1	3	2	1	2	2	2
CO2	3	2	2	2	2	2
CO3	2	2	3	2	3	3
CO4	3	3	2	3	2	2
CO5	3	2	3	3	3	2
CO6	2	2	3	2	3	3
Average	2.6	2.1	2.3	2.3	2.5	2.3

**Attainment Level of English - Semester I:**

Courses	No. of Students attended	No. of Students Attained			CO_DA	CO_IA	CO_FA
		CCAA	MSA	FA	CCAA	MSA	FA
	(1)	CCAA(2)	MSA(3)	FA(4)	2/1	3/1	4/1
CBHC	29	29	29	28	1	1	0.9

**Attainment Level of English - Semester II:**

Courses	No. of Students attended	No. of Students Attained			CO_DA	CO_IA	CO_FA
		CCAA	MSA	FA	CCAA	MSA	FA
	(1)	CCAA(2)	MSA(3)	FA(4)	2/1	3/1	4/1
CBHC	29	29	29	19	1	1	0.6

**Attainment Level of English - Semester III:**

Courses	No. of Students attended	No. of Students Attained			CO_DA	CO_IA	CO_FA
		CCAA	MSA	FA	CCAA	MSA	FA
	(1)	CCAA(2)	MSA(3)	FA(4)	2/1	3/1	4/1
CBHC	26	26	26	26	1	1	1

**B.Sc CBHC SEM- I,II & III CCAA Assessment Attainment**

PO's	ENG SEM I Paper I	PO Attainment	Weighed product	ENG SEM II Paper-II	PO Attainment	Weighed product	ENG SEM III Paper-III	PO Attainment	Weighed product
PO1	2.6	1	2.6	2.3	1	2.3	2.6	1	2.6
PO2	2.5	1	2.5	2.3	1	2.3	2.1	1	2.1
PO3	2.5	1	2.5	2.1	1	2.1	2.3	1	2.3
PO4	2.5	1	2.5	2.1	1	2.1	2.3	1	2.3
PO5	2.3	1	2.3	2.3	1	2.3	2.5	1	2.5
PO6	2.6	1	2.6	2.3	1	2.3	2.3	1	2.3

**B.Sc CBHC SEM I,II& III MSA(IA) Attainment**

PO's	ENG SEM I Paper I	PO Attainment	Weighed product	ENG SEM II Paper-II	PO Attainment	Weighed product	ENG SEM III Paper-III	PO Attainment	Weighed product
PO1	2.6	1	2.6	2.3	1	2.3	2.6	1	2.6
PO2	2.5	1	2.5	2.3	1	2.3	2.1	1	2.1
PO3	2.5	1	2.5	2.1	1	2.1	2.3	1	2.3
PO4	2.5	1	2.5	2.1	1	2.1	2.3	1	2.3
PO5	2.3	1	2.3	2.3	1	2.3	2.5	1	2.5
PO6	2.6	1	2.6	2.3	1	2.3	2.3	1	2.3

**B.Sc CBHC SEM I, II & III FA Attainment**

PO's	ENG SEM I Paper I	PO Attainment	Weighed product	ENG SEM II Paper-II	PO Attainment	Weighed product	ENG SEM III Paper-III	PO Attainment	Weighed product
PO1	2.6	0.9	2.34	2.3	0.6	1.38	2.6	1	2.6
PO2	2.5	0.9	2.25	2.3	0.6	1.38	2.1	1	2.1
PO3	2.5	0.9	2.25	2.1	0.6	1.26	2.3	1	2.3
PO4	2.5	0.9	2.25	2.1	0.6	1.26	2.3	1	2.3
PO5	2.3	0.9	2.07	2.3	0.6	1.38	2.5	1	2.5
PO6	2.6	0.9	2.34	2.3	0.6	1.38	2.3	1	2.3

**ASD GOVERNMENT DEGREE COLLEGE (W) (A), KAKINADA**

**Department of Sanskrit**

**Mapping Course Outcomes 2021- 2022 with Programme Outcomes I B.A. B. Com, B.Sc.**

**“PROSE, POETRY AND GRAMMAR” 2021-2022**

**COURSE OUTCOMES: SAN 20102**

	PO1	PO2	PO3	PO4	PO5	PO6
<b>CO1</b>	2	1	2	3	1	<b>3</b>
<b>CO2</b>	3	2	1	2	1	<b>2</b>
<b>CO3</b>	4	1	2	3	1	<b>2</b>
<b>CO4</b>	2	1	1	2	1	<b>1</b>
<b>Average</b>	<b>2.75</b>	<b>1.25</b>	<b>1.5</b>	<b>2.5</b>	<b>1</b>	<b>2</b>

## SEM-I: Poetry, Prose & Grammar SAN 20102 (B.Sc.) Attainment

### Bachelor of Science (B.Sc.)

Attainment Level of Sanskrit - Semester I

Cc	No. of Students attended	No. of Students Attained			CO_DA CCAA 2/1	CO_IA MSA 3/1	CO_FA 4/1
		DA	IA	FA			
CBHT	7	7	7	7	1	1	1

## SEM II: SANSKRIT

I B.A. B. Com, B.Sc. "PROSE, POETRY AND GRAMMAR" 2021-2022

### COURSE OUTCOMES: SAN 20202

	PO1	PO2	PO3	PO4	PO5	PO6
<b>CO1</b>	2	2	1	2	1	<b>3</b>
<b>CO2</b>	3	2	2	1	1	<b>2</b>
<b>CO3</b>	3	3	2	2	1	<b>2</b>
<b>CO4</b>	2	3	2	1	1	<b>1</b>
<b>Average</b>	<b>2.5</b>	<b>2.5</b>	<b>1.75</b>	<b>1.5</b>	<b>1</b>	<b>2</b>

**SEM-II: Poetry, prose Grammar SAN 20202 (B.A. /B. Com./B. Sc.)**

**Bachelor of Science (B.Sc.):**

Attainment Level of Sanskrit - Semester II:

Cc	No. of Students attended	No. of Students Attained			CO_DA CCAA 2/1	CO_IA MSA 3/1	CO_FA 4/1
		DA	IA	FA			
CBHT	7	7	7	7	1	1	1

**SEM III: SANSKRIT II B.A. B. Com, B.Sc**

**“DRMAUPAISHAD ,ALAMKARA ,HISTORY OF LITERATURE” 2021-2022**

**COURSE OUTCOMES: SAN 20302**

	PO1	PO2	PO3	PO4	PO5	PO6
<b>CO1</b>	2	2	1	2	1	3
<b>CO2</b>	3	2	2	1	1	2
<b>CO3</b>	1	3	2	2	1	2
<b>CO4</b>	2	3	2	1	1	1
<b>Average</b>	2	2.5	1.75	1.5	1	2



**SEM III: SANSKRIT II B.A. B. Com, B.Sc.**

**“DRMA, UPAISHAD, ALAMKARA, HISTORY OF LITERATURE” 2021-2022**

**COURSE OUTCOMES: SAN 20302**

**Bachelor of Science (B.Sc.):**

Attainment Level of Sanskrit- Semester III:

Cc	No. of Students attended	No. of Students Attained			CO_DA CCAA 2/1	CO_IA MSA 3/1	CO_FA 4/1
		DA	IA	FA			
CBHT	7	7	7	7	1	1	1

**B.Sc CBHT SEM-I,II & III CCAA Assessment Attainment**

PO's	SAN Paper I	PO Attainment	Weighted product	SAN SEM II Paper-II	PO Attainment	Weighted product	SAN SEM III Paper-III	PO Attainment	Weighted product
PO1	2.75	1	2.75	2.5	1	2.5	2	1	2
PO2	1.25	1	1.25	2.5	1	2.5	2.5	1	2.5
PO3	1.5	1	1.5	1.75	1	1.75	1.75	1	1.75
PO4	2.5	1	2.5	1.5	1	1.5	1.5	1	1.5
PO5	1	1	1	1	1	1	1	1	1
PO6	2	1	2	2	1	2	2	1	2

**B.Sc CBHT SEM-I,II & III MSA Assessment Attainment**

PO's	SAN SEM I Paper I	PO Attainment	Weighted product	SAN SEM II Paper-II	PO Attainment	Weighted product	SAN SEM III Paper-III	PO Attainment	Weighted product
PO1	2.75	1	2.75	2.5	1	2.5	2	1	2
PO2	1.25	1	1.25	2.5	1	2.5	2.5	1	2.5
PO3	1.5	1	1.5	1.75	1	1.75	1.75	1	1.75
PO4	2.5	1	2.5	1.5	1	1.5	1.5	1	1.5
PO5	1	1	1	1	1	1	1	1	1
PO6	2	1	2	2	1	2	2	1	2

**B.Sc CBHT SEM-I,II & III FA Assessment Attainment**

PO's	SAN SEM I Paper I	PO Attainment	Weighted product	SAN SEM II Paper-II	PO Attainment	Weighted product	SAN SEM III Paper-III	PO Attainment	Weighted product
PO1	2.75	1	2.75	2.5	1	2.5	2	1	2
PO2	1.25	1	1.25	2.3	1	2.3	2.5	1	2.5
PO3	1.5	1	1.5	2.5	1	2.5	1.75	1	1.75
PO4	2.5	1	2.5	2	1	2	1.5	1	1.5
PO5	1	1	1	2.3	1	2.3	1	1	1
PO6	2	1	2	2	1	2	2	1	2

**ASD GOVERNMENT DEGREE COLLEGE (W) (A), KAKINADA**

**Department of Telugu-General Telugu- I Semester-Paper-I – Pracheena Telugu Kavitham**

**Mapping Course Outcomes 2021-2022 with Programme Outcomes**

Course Outcomes:

	PO1	PO2	PO3	PO4	PO5	PO6
CO1	3	3	1	2	3	3
CO2	3	2	3	3	3	3
CO3	2	2	3	3	3	3
CO4	3	3	1	3	3	3
CO5	2	1	1	3	3	3
Average	2.6	2.2	1.8	2.8	3	3

**Department of Telugu-General Telugu-II Semester-Paper-II- Aadhunika Telugu Sahityam**

**Mapping Course Outcomes 2021-2022 with Programme Outcomes**

Bachelor of Science (B.Sc.)

Course Outcomes:

	PO1	PO2	PO3	PO4	PO5	PO6
CO1	2	3	1	1	3	3
CO2	3	2	1	3	3	3
CO3	3	1	1	2	3	3
CO4	3	3	2	2	3	3
CO5	2	2	1	1	3	3
Average	2.8	2.2	1.2	1.8	3	3

**ASD GOVERNMENT DEGREE COLLEGE (W) (A), KAKINADA**  
**Department of Telugu-General Telugu-III Semester-Paper-III-Srujana Bharati**  
**Mapping Course Outcomes 2021-2022 with Programme Outcomes**

	PO1	PO2	PO3	PO4	PO5	PO6
CO1	2	1	1	1	3	3
CO2	3	1	1	1	3	3
CO3	3	1	1	2	3	3
CO4	3	1	1	2	2	3
CO5	3	1	1	1	3	3
Average	2.8	1	1	1.4	2.8	3

**2020-21 General Telugu Attainment Level of Telugu - Semester I:**

Courses	No. of Students attended	No. of Students Attained			CO_D	CO_I	CO_F
		DA	IA	FA			
CBH	22	21	22	21	0.95	1	0.95

**2021-22 General Telugu Attainment Level of Telugu - Semester II:**

Cours	No. of Students attended	No. of Students Attained			CO_D	CO_I	CO_F
		DA	IA	FA			
CBH	22	22	22	20	1	1	0.91

2021-22 General Telugu Attainment Level of Telugu - Semester III:

Courses	No. of Students attended	No. of Students Attained			CO_DA	CO_IA	CO_FA
		DA	IA	FA			
CBHC	19	19	19	17	1	1	0.89

**B.Sc CBHC SEM-I,II & III CCAA Assessment Attainment**

PO's	TEL SEM I Paper I	PO Attainment	Weighted product	TEL SEM II Paper-II	PO Attainment	Weighted product	TEL SEM III Paper-III	PO Attainment	Weighted product
PO1	2.6	0.95	2.47	2.8	1	2.8	2.8	1	2.8
PO2	2.2	0.95	2.09	2.2	1	2.2	1	1	1
PO3	1.8	0.95	1.71	1.2	1	1.2	1	1	1
PO4	2.8	0.95	2.66	1.8	1	1.8	1.4	1	1.4
PO5	3	0.95	2.85	3	1	3	2.8	1	2.8
PO6	3	0.95	2.85	3	1	3	3	1	3

**B.Sc CBHC SEM I, II & III MSA( IA) Attainment**

PO's	TEL SEM I Paper I	PO Attainment	Weighted product	TEL SEM II Paper-II	PO Attainment	Weighted product	TEL SEM III Paper-III	PO Attainment	Weighted product
PO1	2.6	1	2.6	2.8	1	2.8	2.8	1	2.8
PO2	2.2	1	2.2	2.2	1	2.2	1	1	1
PO3	1.8	1	1.8	1.2	1	1.2	1	1	1
PO4	2.8	1	2.8	1.8	1	1.8	1.4	1	1.4
PO5	3	1	3	3	1	3	2.8	1	2.8
PO6	3	1	3	3	1	3	3	1	3

**B.Sc CBHC SEM I, II & III FA Attainment**

PO's	TEL SEM I Paper I	PO Attainment	Weighted product	TEL SEM II Paper-II	PO Attainment	Weighted product	TEL SEM III Paper-III	PO Attainment	Weighted product
PO1	2.6	0.95	2.47	2.3	0.91	2.09	2.6	0.89	2.31
PO2	2.5	0.95	2.37	2.3	0.91	2.09	2.1	0.89	1.86
PO3	2.5	0.95	2.37	2.1	0.91	1.91	2.3	0.89	2.04
PO4	2.5	0.95	2.37	2.1	0.91	1.91	2.3	0.89	2.04
PO5	2.3	0.95	2.18	2.3	0.91	2.09	2.5	0.89	2.22
PO6	2.6	0.95	2.47	2.3	0.91	2.09	2.3	0.89	2.04

**B.Sc CBHC SEM-V MSA( IA) Assessment Attainment**

POs	CHE-6D	PO Attainment	Weighted product	CHE-7D	PO Attainment	Weighted product	BOT-6A	PO Attainment	Weighted product	BOT-7A	PO Attainment	Weighted product	HOR TI-6A	PO Attainment	Weighted product	HOR TI-7A	PO Attainment	Weighted product	Weighted Sum of Pos	Sum of Weighted product	Sum of Weighed product/Weighted Sum of
<b>PO1</b>	1.5	1	1.5	2.5	1	2.5	1.8	1	1.8	2.4	1	2.4	2.8	1	2.8	2.8	1	2.8	6	13.8	0.43478
<b>PO2</b>	3.25	1	3.25	2.75	1	2.75	1.4	1	1.4	1.6	1	1.6	2.2	1	2.2	2.2	1	2.2	6	13.4	0.44776
<b>PO3</b>	3.75	1	3.75	3.25	1	3.25	1.8	1	1.8	1.8	1	1.8	2.6	1	2.6	2.2	1	2.2	6	15.4	0.38961
<b>PO4</b>	0.25	1	0.25	1.5	1	1.5	2.4	1	2.4	2.6	1	2.6	2	1	2	2	1	2	6	10.75	0.55813
<b>PO5</b>	2	1	2	1.5	1	1.5	2.4	1	2.4	1.8	1	1.8	2.2	1	2.2	2	1	2	6	11.9	0.50420
<b>PO6</b>	1.75	1	1.75	2	1	2	2.6	1	2.6	2	1	2	3	1	3	2.8	1	2.8	6	14.15	0.42402

**B.Sc CBHC SEM-V CCAA Assessment Attainment**

POs	CHE-6D	PO Attainment	Weighted product	CHE-7D	PO Attainment	Weighted product	BOT-6A	PO Attainment	Weighted product	BOT-7A	PO Attainment	Weighted product	HOR TI-6A	PO Attainment	Weighted product	HOR TI-7A	PO Attainment	Weighted product	Weighted Sum of Pos	Sum of Weighted product	Sum of Weighed product/Weighted Sum of POs
<b>PO1</b>	1.5	1	1.5	2.5	1	2.5	1.8	1	1.8	2.4	1	2.4	2.8	1	2.8	2.8	1	2.8	6	13.8	0.43478
<b>PO2</b>	3.25	1	3.25	2.75	1	2.75	1.4	1	1.4	1.6	1	1.6	2.2	1	2.2	2.2	1	2.2	6	13.4	0.44776
<b>PO3</b>	3.75	1	3.75	3.25	1	3.25	1.8	1	1.8	1.8	1	1.8	2.6	1	2.6	2.2	1	2.2	6	15.4	0.38961
<b>PO4</b>	0.25	1	0.25	1.5	1	1.5	2.4	1	2.4	2.6	1	2.6	2	1	2	2	1	2	6	10.75	0.55813
<b>PO5</b>	2	1	2	1.5	1	1.5	2.4	1	2.4	1.8	1	1.8	2.2	1	2.2	2	1	2	6	11.9	0.50420
<b>PO6</b>	1.75	1	1.75	2	1	2	2.6	1	2.6	2	1	2	3	1	3	2.8	1	2.8	6	14.15	0.42402

**B.Sc CBHC SEM-V FA Assessment Attainment**

POs	CHE-6D	PO Attainment	Weighted product	CHE-7D	PO Attainment	Weighted product	BOT-6A	PO Attainment	Weighted product	BOT-7A	PO Attainment	Weighted product	HOR TI-6A	PO Attainment	Weighted product	HOR TI-7A	PO Attainment	Weighted product	Weighted Sum of Pos	Sum of Weighted product	Sum of Weighted product/Weighted Sum of POs
<b>PO1</b>	1.5	<b>0.9</b>	<b>1.38</b>	2.5	<b>0.9</b>	2.2	1.8	<b>1</b>	1.8	2.4	<b>1</b>	2.4	2.8	<b>1</b>	2.8	2.8	<b>1</b>	2.8	<b>5.8</b>	<b>13.38</b>	<b>0.37369</b>
<b>PO2</b>	3.25	<b>0.9</b>	<b>2.99</b>	2.75	<b>0.9</b>	2.42	1.4	<b>1</b>	1.4	1.6	<b>1</b>	1.6	2.2	<b>1</b>	2.2	2.2	<b>1</b>	2.2	<b>5.8</b>	<b>12.81</b>	<b>0.39032</b>
<b>PO3</b>	3.75	<b>0.9</b>	<b>3.45</b>	3.25	<b>0.9</b>	2.86	1.8	<b>1</b>	1.8	1.8	<b>1</b>	1.8	2.6	<b>1</b>	2.6	2.2	<b>1</b>	2.2	<b>5.8</b>	<b>14.71</b>	<b>0.33990</b>
<b>PO4</b>	0.25	<b>0.9</b>	<b>0.23</b>	1.5	<b>0.9</b>	1.32	2.4	<b>1</b>	2.4	2.6	<b>1</b>	2.6	2	<b>1</b>	2	2	<b>1</b>	2	<b>5.8</b>	<b>10.55</b>	<b>0.47393</b>
<b>PO5</b>	2	<b>0.9</b>	<b>1.84</b>	1.5	<b>0.9</b>	1.32	2.4	<b>1</b>	2.4	1.8	<b>1</b>	1.8	2.2	<b>1</b>	2.2	2	<b>1</b>	2	<b>5.8</b>	<b>11.56</b>	<b>0.43252</b>
<b>PO6</b>	1.75	<b>0.9</b>	<b>1.61</b>	2	<b>0.9</b>	1.76	2.6	<b>1</b>	2.6	2	<b>1</b>	2	3	<b>1</b>	3	2.8	<b>1</b>	2.8	<b>5.8</b>	<b>13.77</b>	<b>0.36310</b>

**B.Sc CBHC SEM-IV MSA( IA) Assessment Attainment**

POs	CHE-IV	PO Attainment	Weighted product	CHE-V	PO Attainment	Weighted product	BOT-IV	PO Attainment	Weighted product	BOT-V	PO Attainment	Weighted product	HOR TI-IV	PO Attainment	Weighted product	HOR TI-V	PO Attainment	Weighted product	Weighted Sum of Pos	Sum of Weighted product	Sum of Weighted product/Weighted Sum of POs
<b>PO1</b>	2.5	<b>0.8</b>	2.115	<b>2.25</b>	<b>1</b>	2.165	<b>1.8</b>	<b>1</b>	<b>1.8</b>	<b>1.6</b>	<b>1</b>	<b>1.6</b>	2.8	<b>1</b>	2.8	2.4	<b>1</b>	2.4	<b>5.808</b>	<b>12.88</b>	<b>0.45108</b>
<b>PO2</b>	2.5	<b>0.8</b>	2.115	<b>2.25</b>	<b>1</b>	2.165	<b>1.3</b>	<b>1</b>	<b>1.3</b>	<b>1.3</b>	<b>1</b>	<b>1.3</b>	2.6	<b>1</b>	2.6	1.8	<b>1</b>	1.8	<b>5.808</b>	<b>11.28</b>	<b>0.51507</b>
<b>PO3</b>	2.75	<b>0.8</b>	2.327	<b>1.25</b>	<b>1</b>	1.203	<b>2</b>	<b>1</b>	<b>2</b>	<b>1.6</b>	<b>1</b>	<b>1.6</b>	2.4	<b>1</b>	2.4	3	<b>1</b>	3	<b>5.808</b>	<b>12.53</b>	<b>0.46368</b>
<b>PO4</b>	2.25	<b>0.8</b>	1.904	<b>3</b>	<b>1</b>	2.886	<b>2.8</b>	<b>1</b>	<b>2.8</b>	<b>2.6</b>	<b>1</b>	<b>2.6</b>	2.2	<b>1</b>	2.2	2.6	<b>1</b>	2.6	<b>5.808</b>	<b>14.99</b>	<b>0.38759</b>
<b>PO5</b>	3	<b>0.8</b>	2.538	<b>2</b>	<b>1</b>	1.924	<b>1.8</b>	<b>1</b>	<b>1.8</b>	<b>2.4</b>	<b>1</b>	<b>2.4</b>	2	<b>1</b>	2	3	<b>1</b>	3	<b>5.808</b>	<b>13.662</b>	<b>0.42532</b>
<b>PO6</b>	2	<b>0.8</b>	1.692	<b>1.75</b>	<b>1</b>	1.684	<b>2</b>	<b>1</b>	<b>2</b>	<b>2.6</b>	<b>1</b>	<b>2.6</b>	2.6	<b>1</b>	2.6	2.6	<b>1</b>	2.6	<b>5.808</b>	<b>13.176</b>	<b>0.44081</b>



**B.Sc CBHC SEM-IV CCAA Assessment Attainment**

POs	CHE-IV	PO Attainment	Weighed product	CHE-V	PO Attainment	Weighed product	BOT-IV	PO Attainment	Weighed product	BOT-V	PO Attainment	Weighed product	HOR TI-IV	PO Attainment	Weighed product	HOR TI-V	PO Attainment	Weighed product	Weighed Sum of Pos	Sum of Weighed product	Sum of Weighed product/Weighted Sum of POs
<b>PO1</b>	2.5	1	2.5	2.25	1	2.25	1.8	1	1.8	1.6	1	1.6	2.8	1	2.8	2.4	0.96	2.3	5.96	13.25	0.44981
<b>PO2</b>	2.5	1	2.5	2.25	1	2.25	1.3	1	1.3	1.3	1	1.3	2.6	1	2.6	1.8	0.96	1.72	5.96	11.67	0.51071
<b>PO3</b>	2.75	1	2.75	1.25	1	1.25	2	1	2	1.6	1	1.6	2.4	1	2.4	3	0.96	2.88	5.96	12.88	0.46273
<b>PO4</b>	2.25	1	2.25	3	1	3	2.8	1	2.8	2.6	1	2.6	2.2	1	2.2	2.6	0.96	2.49	5.96	15.34	0.38852
<b>PO5</b>	3	1	3	2	1	2	1.8	1	1.8	2.4	1	2.4	2	1	2	3	0.96	2.88	5.96	14.08	0.42329
<b>PO6</b>	2	1	2	1.75	1	1.75	2	1	2	2.6	1	2.6	2.6	1	2.6	2.6	0.96	2.49	5.96	13.44	0.44345

**B.Sc CBHC SEM-IV FA Assessment Attainment**

POs	CHE-IV	PO Attainment	Weighed product	CHE-V	PO Attainment	Weighed product	BOT-IV	PO Attainment	Weighed product	BOT-V	PO Attainment	Weighed product	HOR TI-IV	PO Attainment	Weighed product	HOR TI-V	PO Attainment	Weighed product	Weighed Sum of Pos	Sum of Weighed product	Sum of Weighed product/Weighted Sum of POs
<b>PO1</b>	2.5	0.9	2.213	2.25	0.9	2.077	1.8	0.9	1.656	1.6	0.9	1.47	2.8	0.92	2.57	2.4	0.92	2.2	5.488	12.188	0.45036
<b>PO2</b>	2.5	0.9	2.213	2.25	0.9	2.077	1.3	0.9	1.196	1.3	0.9	1.2	2.6	0.92	2.39	1.8	0.92	1.65	5.488	10.722	0.51212
<b>PO3</b>	2.75	0.9	2.434	1.25	0.9	1.154	2	0.9	1.84	1.6	0.9	1.47	2.4	0.92	2.2	3	0.92	2.76	5.488	11.86	0.46290
<b>PO4</b>	2.25	0.9	1.991	3	0.9	2.769	2.8	0.9	2.576	2.6	0.9	2.39	2.2	0.92	2	2.6	0.92	2.39	5.488	14.118	0.38881
<b>PO5</b>	3	0.9	2.665	2	0.9	1.846	1.8	0.9	1.656	2.4	0.9	2.21	2	0.92	1.82	3	0.92	2.76	5.488	12.955	0.42361

<b>PO6</b>	<b>2</b>	<b>0.9</b>	<b>1.77</b>	<b>1.75</b>	<b>0.9</b>	<b>1.615</b>	<b>2</b>	<b>0.9</b>	<b>1.84</b>	<b>2.6</b>	<b>0.9</b>	<b>2.39</b>	<b>2.6</b>	<b>0.92</b>	<b>2.39</b>	<b>2.6</b>	<b>0.92</b>	<b>2.39</b>	<b>5.488</b>	<b>12.397</b>	<b>0.44274</b>
------------	----------	------------	-------------	-------------	------------	--------------	----------	------------	-------------	------------	------------	-------------	------------	-------------	-------------	------------	-------------	-------------	--------------	---------------	----------------

**B.Sc CBHC SEM-III MSA( IA) Assessment Attainment**

<b>POs</b>	<b>CHE-III</b>	<b>PO Attainment</b>	<b>Weighted product</b>	<b>BOT-III</b>	<b>PO Attainment</b>	<b>Weighted product</b>	<b>HOR TI-III</b>	<b>PO Attainment</b>	<b>Weighted product</b>	<b>Eng III</b>	<b>PO Attainment</b>	<b>Weighted product</b>	<b>Tel III</b>	<b>PO Attainment</b>	<b>Weighted product</b>	<b>San III</b>	<b>PO Attainment</b>	<b>Weighted product</b>	<b>Weighted Sum of Pos</b>	<b>Sum of Weighted product</b>	<b>Sum of Weighted product/ Weighted Sum of POs</b>
<b>PO1</b>	<b>3</b>	<b>0.8</b>	<b>2.424</b>	<b>2</b>	<b>1</b>	<b>2</b>	<b>2.4</b>	<b>1</b>	<b>2.4</b>	<b>2.6</b>	<b>1</b>	<b>2.6</b>	<b>2.8</b>	<b>1</b>	<b>2.8</b>	<b>2</b>	<b>1</b>	<b>2</b>	<b>5.808</b>	<b>14.224</b>	<b>0.40857</b>
<b>PO2</b>	<b>2.75</b>	<b>0.8</b>	<b>2.222</b>	<b>1.3</b>	<b>1</b>	<b>1.3</b>	<b>1.8</b>	<b>1</b>	<b>1.8</b>	<b>2.1</b>	<b>1</b>	<b>2.1</b>	<b>1</b>	<b>1</b>	<b>1</b>	<b>2.5</b>	<b>1</b>	<b>2.5</b>	<b>5.808</b>	<b>10.922</b>	<b>0.53205</b>
<b>PO3</b>	<b>3</b>	<b>0.8</b>	<b>2.424</b>	<b>2.2</b>	<b>1</b>	<b>2.2</b>	<b>2.8</b>	<b>1</b>	<b>2.8</b>	<b>2.3</b>	<b>1</b>	<b>2.3</b>	<b>1</b>	<b>1</b>	<b>1</b>	<b>1.75</b>	<b>1</b>	<b>1.75</b>	<b>5.808</b>	<b>12.474</b>	<b>0.46591</b>
<b>PO4</b>	<b>2.5</b>	<b>0.8</b>	<b>2.02</b>	<b>1.8</b>	<b>1</b>	<b>1.8</b>	<b>2.8</b>	<b>1</b>	<b>2.8</b>	<b>2.3</b>	<b>1</b>	<b>2.3</b>	<b>1.4</b>	<b>1</b>	<b>1.4</b>	<b>1.5</b>	<b>1</b>	<b>1.5</b>	<b>5.808</b>	<b>11.82</b>	<b>0.49153</b>
<b>PO5</b>	<b>3</b>	<b>0.8</b>	<b>2.424</b>	<b>2</b>	<b>1</b>	<b>2</b>	<b>3</b>	<b>1</b>	<b>3</b>	<b>2.5</b>	<b>1</b>	<b>2.5</b>	<b>2.8</b>	<b>1</b>	<b>2.8</b>	<b>1</b>	<b>1</b>	<b>1</b>	<b>5.808</b>	<b>13.724</b>	<b>0.42346</b>
<b>PO6</b>	<b>3</b>	<b>0.8</b>	<b>2.424</b>	<b>2</b>	<b>1</b>	<b>2</b>	<b>3</b>	<b>1</b>	<b>3</b>	<b>2.3</b>	<b>1</b>	<b>2.3</b>	<b>3</b>	<b>1</b>	<b>3</b>	<b>2</b>	<b>1</b>	<b>2</b>	<b>5.808</b>	<b>14.724</b>	<b>0.39470</b>

**B.Sc CBHC SEM-III CCAA Assessment Attainment**

<b>POs</b>	<b>CHE-III</b>	<b>PO Attainment</b>	<b>Weighted product</b>	<b>BOT-III</b>	<b>PO Attainment</b>	<b>Weighted product</b>	<b>HOR TI-III</b>	<b>PO Attainment</b>	<b>Weighted product</b>	<b>Eng III</b>	<b>PO Attainment</b>	<b>Weighted product</b>	<b>Tel III</b>	<b>PO Attainment</b>	<b>Weighted product</b>	<b>San III</b>	<b>PO Attainment</b>	<b>Weighted product</b>	<b>Weighted Sum of Pos</b>	<b>Sum of Weighted product</b>	<b>Sum of Weighted product/ Weighted Sum of POs</b>
<b>PO1</b>	<b>3</b>	<b>1</b>	<b>3</b>	<b>2</b>	<b>1</b>	<b>2</b>	<b>2.4</b>	<b>1</b>	<b>2.4</b>	<b>2.6</b>	<b>1</b>	<b>2.6</b>	<b>2.8</b>	<b>1</b>	<b>2.8</b>	<b>2</b>	<b>1</b>	<b>2</b>	<b>6</b>	<b>14.8</b>	<b>0.40540</b>
<b>PO2</b>	<b>2.75</b>	<b>1</b>	<b>2.75</b>	<b>1.3</b>	<b>1</b>	<b>1.3</b>	<b>1.8</b>	<b>1</b>	<b>1.8</b>	<b>2.1</b>	<b>1</b>	<b>2.1</b>	<b>1</b>	<b>1</b>	<b>1</b>	<b>2.5</b>	<b>1</b>	<b>2.5</b>	<b>6</b>	<b>11.45</b>	<b>0.52401</b>
<b>PO3</b>	<b>3</b>	<b>1</b>	<b>3</b>	<b>2.2</b>	<b>1</b>	<b>2.2</b>	<b>2.8</b>	<b>1</b>	<b>2.8</b>	<b>2.3</b>	<b>1</b>	<b>2.3</b>	<b>1</b>	<b>1</b>	<b>1</b>	<b>1.75</b>	<b>1</b>	<b>1.75</b>	<b>6</b>	<b>13.05</b>	<b>0.45977</b>
<b>PO4</b>	<b>2.5</b>	<b>1</b>	<b>2.5</b>	<b>1.8</b>	<b>1</b>	<b>1.8</b>	<b>2.8</b>	<b>1</b>	<b>2.8</b>	<b>2.3</b>	<b>1</b>	<b>2.3</b>	<b>1.4</b>	<b>1</b>	<b>1.4</b>	<b>1.5</b>	<b>1</b>	<b>1.5</b>	<b>6</b>	<b>12.3</b>	<b>0.48780</b>

<b>PO5</b>	3	1	3	2	1	2	3	1	3	2.5	1	2.5	2.8	1	2.8	1	1	1	6	14.3	0.41958
<b>PO6</b>	3	1	3	2	1	2	3	1	3	2.3	1	2.3	3	1	3	2	1	2	6	15.3	0.39215
<b>B.Sc CBHC SEM-III FA Assessment Attainment</b>																					
<b>POs</b>	<b>CHE-III</b>	<b>PO Attainment</b>	<b>Weighted product</b>	<b>BOT-III</b>	<b>PO Attainment</b>	<b>Weighted product</b>	<b>HOR TI-III</b>	<b>PO Attainment</b>	<b>Weighted product</b>	<b>Eng III</b>	<b>PO Attainment</b>	<b>Weighted product</b>	<b>Tel III</b>	<b>PO Attainment</b>	<b>Weighted product</b>	<b>San III</b>	<b>PO Attainment</b>	<b>Weighted product</b>	<b>Weighted Sum of Pos</b>	<b>Sum of Weighted product</b>	<b>Sum of Weighted product/Weighted Sum of POs</b>
<b>PO1</b>	3	0.5	1.5	2	1	2	2.4	0.9	2.2	2.6	1	2.6	2.6	0.89	2.31	2	1	2	5.31	12.61	0.42109
<b>PO2</b>	2.75	0.5	1.375	1.3	1	1.3	1.8	0.9	1.65	2.1	1	2.1	2.1	0.89	1.86	2.5	1	2.5	5.31	10.785	0.49212
<b>PO3</b>	3	0.5	1.5	2.2	1	2.2	2.8	0.9	2.57	2.3	1	2.3	2.3	0.89	2.04	1.75	1	1.75	5.31	12.36	0.42961
<b>PO4</b>	2.5	0.5	1.25	1.8	1	1.8	2.8	0.9	2.57	2.3	1	2.3	2.3	0.89	2.04	1.5	1	1.5	5.31	11.46	0.46335
<b>PO5</b>	3	0.5	1.5	2	1	2	3	0.9	2.76	2.5	1	2.5	2.5	0.89	2.22	1	1	1	5.31	11.98	0.44323
<b>PO6</b>	3	0.5	1.5	2	1	2	3	0.9	2.76	2.3	1	2.3	2.3	0.89	2.04	2	1	2	5.31	12.6	0.42142
<b>B.Sc CBHC SEM-III MSA( IA) Assessment Attainment</b>																					
<b>POs</b>	<b>CHE-III</b>	<b>PO Attainment</b>	<b>Weighted product</b>	<b>BOT-III</b>	<b>PO Attainment</b>	<b>Weighted product</b>	<b>HOR TI-III</b>	<b>PO Attainment</b>	<b>Weighted product</b>	<b>Eng III</b>	<b>PO Attainment</b>	<b>Weighted product</b>	<b>Tel III</b>	<b>PO Attainment</b>	<b>Weighted product</b>	<b>San III</b>	<b>PO Attainment</b>	<b>Weighted product</b>	<b>Weighted Sum of Pos</b>	<b>Sum of Weighted product</b>	<b>Sum of Weighted product/Weighted Sum of POs</b>
<b>PO1</b>	2.25	0.8	1.708	1.4	1	1.4	2.4	1	2.3	2.3	1	2.3	2.8	1	2.8	2.5	1	2.5	5.719	13.008	0.43966
<b>PO2</b>	2.5	0.8	1.898	1.8	1	1.8	2.2	1	2.1	2.3	1	2.3	2.2	1	2.2	2.5	1	2.5	5.719	12.798	0.44687
<b>PO3</b>	2	0.8	1.518	1.4	1	1.4	2.4	1	2.3	2.1	1	2.1	1.2	1	1.2	1.75	1	1.75	5.719	10.268	0.55696
<b>PO4</b>	1.75	0.8	1.328	1.6	1	1.6	2.8	1	2.68	2.1	1	2.1	1.8	1	1.8	1.5	1	1.5	5.719	11.008	0.51952
<b>PO5</b>	2.7	0.8	2.049	2	1	2	2.8	1	2.68	2.3	1	2.3	3	1	3	1	1	1	5.719	13.029	0.43898
<b>PO6</b>	1.75	0.8	1.328	2	1	2	2.8	1	2.68	2.3	1	2.3	3	1	3	2	1	2	5.719	13.308	0.42975
<b>B.Sc CBHC SEM-II CCAA Assessment Attainment</b>																					

POs	CHE-III	PO Attainment	Weighed product	BOT-III	PO Attainment	Weighed product	HOR-TI-III	PO Attainment	Weighed product	Eng III	PO Attainment	Weighed product	Tel III	PO Attainment	Weighed product	San III	PO Attainment	Weighed product	Weighed Sum of Pos	Sum of Weighed product	Sum of Weighed product/Weighted Sum of POs
PO1	2.25	1	2.25	1.4	1	1.4	2.4	1	2.4	2.3	1	2.3	2.8	1	2.8	2.5	1	2.5	6	13.65	0.43956
PO2	2.5	1	2.5	1.8	1	1.8	2.2	1	2.2	2.3	1	2.3	2.2	1	2.2	2.5	1	2.5	6	13.5	0.44444
PO3	2	1	2	1.4	1	1.4	2.4	1	2.4	2.1	1	2.1	1.2	1	1.2	1.75	1	1.75	6	10.85	0.553
PO4	1.75	1	1.75	1.6	1	1.6	2.8	1	2.8	2.1	1	2.1	1.8	1	1.8	1.5	1	1.5	6	11.55	0.51948
PO5	2.7	1	2.7	2	1	2	2.8	1	2.8	2.3	1	2.3	3	1	3	1	1	1	6	13.8	0.43478
PO6	1.75	1	1.75	2	1	2	2.8	1	2.8	2.3	1	2.3	3	1	3	2	1	2	6	13.85	0.43321

**B.Sc CBHC SEM-III FA Assessment Attainment**

POs	CHE-III	PO Attainment	Weighed product	BOT-III	PO Attainment	Weighed product	HOR-TI-III	PO Attainment	Weighed product	Eng III	PO Attainment	Weighed product	Tel III	PO Attainment	Weighed product	San III	PO Attainment	Weighed product	Weighed Sum of Pos	Sum of Weighed product	Sum of Weighed product/Weighted Sum of POs
PO1	2.25	0.7	1.553	1.4	0.8	1.11	2.4	0.9	2.23	2.3	0.6	1.38	2.3	0.91	2.09	2.5	1	2.5	4.923	10.863	0.45318
PO2	2.5	0.7	1.725	1.8	0.8	1.427	2.2	0.9	2.04	2.3	0.6	1.38	2.3	0.91	2.09	2.3	1	2.3	4.923	10.962	0.44908
PO3	2	0.7	1.38	1.4	0.8	1.11	2.4	0.9	2.23	2.1	0.6	1.26	2.1	0.91	1.91	2.5	1	2.5	4.923	10.39	0.47381
PO4	1.75	0.7	1.208	1.6	0.8	1.269	2.8	0.9	2.6	2.1	0.6	1.26	2.1	0.91	1.91	2	1	2	4.923	10.247	0.48044
PO5	2.7	0.7	1.863	2	0.8	1.586	2.8	0.9	2.6	2.3	0.6	1.38	2.3	0.91	2.09	2.3	1	2.3	4.923	11.819	0.41653
PO6	1.75	0.7	1.208	2	0.8	1.586	2.8	0.9	2.6	2.3	0.6	1.38	2.3	0.91	2.09	2	1	2	4.923	10.864	0.45315

**B.Sc CBHC SEM-II MSA( IA) Assessment Attainment**

POs	CHE-II	PO Attainment	Weighted product	BOT-II	PO Attainment	Weighted product	HOR TI-II	PO Attainment	Weighted product	Eng II	PO Attainment	Weighted product	Tel II	PO Attainment	Weighted product	San II	PO Attainment	Weighted product	Weighted Sum of Pos	Sum of Weighted product	Sum of Weighted product/Weighted Sum of POs
PO1	2.25	0.8	1.708	1.4	1	1.4	2.4	1	2.3	2.3	1	2.3	2.8	1	2.8	2.5	1	2.5	5.719	13.008	0.43965
PO2	2.5	0.8	1.898	1.8	1	1.8	2.2	1	2.1	2.3	1	2.3	2.2	1	2.2	2.5	1	2.5	5.719	12.798	0.44687
PO3	2	0.8	1.518	1.4	1	1.4	2.4	1	2.3	2.1	1	2.1	1.2	1	1.2	1.75	1	1.75	5.719	10.268	0.55697
PO4	1.75	0.8	1.328	1.6	1	1.6	2.8	1	2.68	2.1	1	2.1	1.8	1	1.8	1.5	1	1.5	5.719	11.008	0.51953
PO5	2.7	0.8	2.049	2	1	2	2.8	1	2.68	2.3	1	2.3	3	1	3	1	1	1	5.719	13.029	0.43894
PO6	1.75	0.8	1.328	2	1	2	2.8	1	2.68	2.3	1	2.3	3	1	3	2	1	2	5.719	13.308	0.42974
<b>B.Sc CBHC SEM-II CCA Assessment Attainment</b>																					
POs	CHE-II	PO Attainment	Weighted product	BOT-II	PO Attainment	Weighted product	HOR TI-II	PO Attainment	Weighted product	Eng II	PO Attainment	Weighted product	Tel II	PO Attainment	Weighted product	San II	PO Attainment	Weighted product	Weighted Sum of Pos	Sum of Weighted product	Sum of Weighted product/Weighted Sum of POs
PO1	2.25	1	2.25	1.4	1	1.4	2.4	1	2.4	2.3	1	2.3	2.8	1	2.8	2.5	1	2.5	6	13.65	0.43956
PO2	2.5	1	2.5	1.8	1	1.8	2.2	1	2.2	2.3	1	2.3	2.2	1	2.2	2.5	1	2.5	6	13.5	0.44444
PO3	2	1	2	1.4	1	1.4	2.4	1	2.4	2.1	1	2.1	1.2	1	1.2	1.75	1	1.75	6	10.85	0.553
PO4	1.75	1	1.75	1.6	1	1.6	2.8	1	2.8	2.1	1	2.1	1.8	1	1.8	1.5	1	1.5	6	11.55	0.51948
PO5	2.7	1	2.7	2	1	2	2.8	1	2.8	2.3	1	2.3	3	1	3	1	1	1	6	13.8	0.43478
PO6	1.75	1	1.75	2	1	2	2.8	1	2.8	2.3	1	2.3	3	1	3	2	1	2	6	13.85	0.43321
<b>B.Sc CBHC SEM-II FA Assessment Attainment</b>																					

POs	CHE-II	PO Attainment	Weighted product	BOT-II	PO Attainment	Weighted product	HOR TI-II	PO Attainment	Weighted product	Eng II	PO Attainment	Weighted product	Tel II	PO Attainment	Weighted product	San II	PO Attainment	Weighted product	Weighted Sum of Pos	Sum of Weighted product	Sum of Weighted product/Weighted Sum of POs
PO1	2.25	0.7	1.553	1.4	0.8	1.11	2.4	0.9	2.23	2.3	0.6	1.38	2.3	0.91	2.09	2.5	1	2.5	4.923	10.863	0.45318
PO2	2.5	0.7	1.725	1.8	0.8	1.427	2.2	0.9	2.04	2.3	0.6	1.38	2.3	0.91	2.09	2.3	1	2.3	4.923	10.962	0.44908
PO3	2	0.7	1.38	1.4	0.8	1.11	2.4	0.9	2.23	2.1	0.6	1.26	2.1	0.91	1.91	2.5	1	2.5	4.923	10.39	0.47381
PO4	1.75	0.7	1.208	1.6	0.8	1.269	2.8	0.9	2.6	2.1	0.6	1.26	2.1	0.91	1.91	2	1	2	4.923	10.247	0.48044
PO5	2.7	0.7	1.863	2	0.8	1.586	2.8	0.9	2.6	2.3	0.6	1.38	2.3	0.91	2.09	2.3	1	2.3	4.923	11.819	0.41653
PO6	1.75	0.7	1.208	2	0.8	1.586	2.8	0.9	2.6	2.3	0.6	1.38	2.3	0.91	2.09	2	1	2	4.923	10.864	0.45315
<b>B.Sc CBHC SEM-I MSA(IA) Assessment Attainment</b>																					
POs	CHE-I	PO Attainment	Weighted product	BOT-I	PO Attainment	Weighted product	HOR TI-I	PO Attainment	Weighted product	Eng I	PO Attainment	Weighted product	Tel I	PO Attainment	Weighted product	San I	PO Attainment	Weighted product	Weighted Sum of Pos	Sum of Weighted product	Sum of Weighted product/Weighted Sum of POs
PO1	1.66	1	1.66	1.4	1	1.4	2.4	1	2.4	2.6	1	2.6	2.6	1	2.6	2.75	1	2.75	6	13.41	0.44743
PO2	2.33	1	2.33	1.8	1	1.8	2.4	1	2.4	2.5	1	2.5	2.2	1	2.2	1.25	1	1.25	6	12.48	0.48077
PO3	2.66	1	2.66	1.6	1	1.6	2.4	1	2.4	2.5	1	2.5	1.8	1	1.8	1.5	1	1.5	6	12.46	0.48154
PO4	0.66	1	0.66	2	1	2	2.4	1	2.4	2.5	1	2.5	2.8	1	2.8	2.5	1	2.5	6	12.86	0.46656
PO5	2.66	1	2.66	2	1	2	2.4	1	2.4	2.3	1	2.3	3	1	3	1	1	1	6	13.36	0.4491
PO6	2.66	1	2.66	2	1	2	2.4	1	2.4	2.6	1	2.6	3	1	3	2	1	2	6	14.66	0.40928
<b>B.Sc CBHC SEM-I CCAA Assessment Attainment</b>																					

POs	CHE-I	PO Attainment	Weighted product	BOT-I	PO Attainment	Weighted product	HOR TI-I	PO Attainment	Weighted product	Eng I	PO Attainment	Weighted product	Tel I	PO Attainment	Weighted product	San I	PO Attainment	Weighted product	Weighted Sum of Pos	Sum of Weighted product	Sum of Weighted product/Weighted Sum of POs
PO1	1.66	1	1.66	1.4	1	1.4	2.4	1	2.4	2.6	1	2.6	2.6	0.95	2.47	2.75	1	2.75	5.95	13.28	0.44804
PO2	2.33	1	2.33	1.8	1	1.8	2.4	1	2.4	2.5	1	2.5	2.2	0.95	2.09	1.25	1	1.25	5.95	12.37	0.481
PO3	2.66	1	2.66	1.6	1	1.6	2.4	1	2.4	2.5	1	2.5	1.8	0.95	1.71	1.5	1	1.5	5.95	12.37	0.481
PO4	0.66	1	0.66	2	1	2	2.4	1	2.4	2.5	1	2.5	2.8	0.95	2.66	2.5	1	2.5	5.95	12.72	0.46777
PO5	2.66	1	2.66	2	1	2	2.4	1	2.4	2.3	1	2.3	3	0.95	2.85	1	1	1	5.95	13.21	0.45042
PO6	2.66	1	2.66	2	1	2	2.4	1	2.4	2.6	1	2.6	3	0.95	2.85	2	1	2	5.95	14.51	0.41006

**B.Sc CBHC SEM-I FA Assessment Attainment**

POs	CHE-I	PO Attainment	Weighted product	BOT-I	PO Attainment	Weighted product	HOR TI-I	PO Attainment	Weighted product	Eng I	PO Attainment	Weighted product	Tel I	PO Attainment	Weighted product	San I	PO Attainment	Weighted product	Weighted Sum of Pos	Sum of Weighted product	Sum of Weighted product/Weighted Sum of POs
PO1	1.66	0.4	0.629	1.4	1	1.351	2.4	0.9	2.23	2.6	0.9	2.34	2.6	0.95	2.47	2.75	1	2.75	5.124	11.77	0.43534
PO2	2.33	0.4	0.883	1.8	1	1.737	2.4	0.9	2.23	2.5	0.9	2.25	2.5	0.95	2.37	1.25	1	1.25	5.124	10.72	0.47799
PO3	2.66	0.4	1.008	1.6	1	1.544	2.4	0.9	2.23	2.5	0.9	2.25	2.5	0.95	2.37	1.5	1	1.5	5.124	10.902	0.47001
PO4	0.66	0.4	0.25	2	1	1.93	2.4	0.9	2.23	2.5	0.9	2.25	2.5	0.95	2.37	2.5	1	2.5	5.124	11.53	0.44441
PO5	2.66	0.4	1.008	2	1	1.93	2.4	0.9	2.23	2.3	0.9	2.07	2.3	0.95	2.18	1	1	1	5.124	10.418	0.49184
PO6	2.66	0.4	1.008	2	1	1.93	2.4	0.9	2.23	2.6	0.9	2.34	2.6	0.95	2.47	2	1	2	5.124	11.978	0.42778

  
 PRINCIPAL  
 A.S.D.GOV.T.DEGREE COLLEGE (M)  
 AUTONOMOUS  
 KAKINADA

A.S.D GOVERNMENT DEGREE COLLEGE FOR WOMEN (A), KAKINADA

DEPARTMENT OF COMMERCE

CO\_PO MAPPING ATTAINMENT FOR THE ADMITTED BATCH 2021-22

---

**B.COM GENERAL**

**I SEMESTER**

Course	No. of Students attended	No. of Students attained			Attainment		
		DA	IA	FA	CO_DA_CCAA	CO_IA_MSA	CO_FA
FA	102	100	102	75	1.0	1.0	0.7
BOM	102	100	102	72	1.0	1.0	0.7
BE	102	100	102	92	1.0	1.0	0.9
TEL	85	84	85	53	1.0	1.0	0.6
SAN	13	13	13	10	1.0	1.0	0.8
HIN	4	4	4	3	1.0	1.0	0.8
ENG	102	100	102	44	1.0	1.0	0.4



B.Com General DA CCAA Assessment Attainment																							
FA			BOM			BE			ENG			TEL			SAN			HIN			Attainme		
SEMI	PO	Weighed	SEMI	PO	Weighed	SEMI	PO	Weighed	SEMI	PO	Weighed	SEMI	PO	Weighed	SEMI	PO	Weighed	SEMI	PO	Weighed	Weighte	Weighte	Weighte
	Attainme	product		Attainme	product		Attainme	product		Attainme	product		Attainme	product		Attainme	product		Attainme	product	d Sum	d Sum	d Average
1	2	3	4	5	6	7	8	9	10	11	12	13	14	15	16	17	18	19	20	21	22	23	24
2.2	1.0	2.2	2.8	1.0	2.8	2.8	1.0	2.8	1.8	1	1.8	2	1	2	2.5	1.0	2.5	2.5	1.0	2.5	16.6	16.6	1.0
2.5	1.0	2.5	2.6	1.0	2.6	2.3	1.0	2.3	2.3	1	2.3	2.8	1	2.8	2.5	1.0	2.5	2.8	1.0	2.8	17.8	17.8	1.0
2.4	1.0	2.4	2.6	1.0	2.6	2.2	1.0	2.2	2.1	1	2.1	1	1	1	2.3	1.0	2.3	2.6	1.0	2.6	15.1	15.1	1.0
2.2	1.0	2.2	1.6	1.0	1.6	2.6	1.0	2.6	2.5	1	2.5	2.6	1	2.6	1.8	1.0	1.8	2.5	1.0	2.5	15.8	15.7	1.0
1.6	1.0	1.6	2.0	1.0	2.0	2.4	1.0	2.4	2.5	1	2.5	3	1	3	2.5	1.0	2.5	2.6	1.0	2.6	16.6	16.6	1.0

B.Com Gen - IA MSA Assessment Attainment																							
FA			BOM			BE			ENG			TEL			SAN			HIN			Attainme		
SEMI	PO	Weighed	SEMI	PO	Weighed	SEMI	PO	Weighed	SEMI	PO	Weighed	SEMI	PO	Weighed	SEMI	PO	Weighed	SEMI	PO	Weighed	Weighte	Weighte	Weighte
	Attainme	product		Attainme	product		Attainme	product		Attainme	product		Attainme	product		Attainme	product		Attainme	product	d Sum	d Sum	d Average
1	2	3	4	5	6	7	8	9	10	11	12	13	14	15	16	17	18	19	20	21	22	23	24
2.2	1	2.2	2.8	1	2.80	2.8	1	2.80	1.8	1	1.8	2	1	2	2.5	1	2.50	2.5	1	2.50	16.60	14.10	0.85
2.5	1	2.5	2.6	1	2.60	2.3	1	2.33	2.3	1	2.3	2.8	1	2.8	2.5	1	2.50	2.8	1	2.80	17.83	15.33	0.86
2.4	1	2.4	2.6	1	2.60	2.2	1	2.17	2.1	1	2.1	1	1	1	2.3	1	2.25	2.6	1	2.60	15.12	12.87	0.85
2.2	1	2.2	1.6	1	1.60	2.6	1	2.60	2.5	1	2.5	2.6	1	2.6	1.8	1	1.75	2.5	1	2.50	15.75	14.00	0.89
1.6	1	1.6	2	1	2.00	2.4	1	2.40	2.5	1	2.5	3	1	3	2.5	1	2.50	2.6	1	2.60	16.60	14.10	0.85

**B.Com Gen - FA Assessment Attainment**

FA			BOM			BE 1			ENG			TEL			SAN			HIN		Attainment				
SEMI	PO Attainment	Weighed product	SEMI	PO Attainment	Weighed product	SEMI	PO Attainment	Weighed product	SEMI	PO Attainment	Weighed product	SEMI	PO Attainment	Weighed product	SEMI	PO Attainment	Weighed product	SEMI	PO Attainment	Weighed product	Weighted Sum	Weighted Sum	Weighted Average	
1	2	3	4	5	6	7	8	9	10	11	12	13	14	15	16	17	18	19	20	21	22	23	24	
2.2	0.7	1.45	2.8	0.7	1.96	2.8	0.9	2.52	1.8	0.9	1.62	2	0.68	1.36	2.5	0.88	2.20	2.5	0.67	1.68	16.60	12.79	0.77	
2.5	0.7	1.65	2.6	0.7	1.82	2.3	0.9	2.10	2.3	0.9	2.07	2.8	0.68	1.9	2.5	0.88	2.20	2.8	0.67	1.88	17.83	13.61	0.76	
2.4	0.7	1.58	2.6	0.7	1.82	2.2	0.9	1.95	2.1	0.9	1.89	1	0.68	0.68	2.3	0.88	1.98	2.6	0.67	1.74	15.12	11.65	0.77	
2.2	0.7	1.45	1.6	0.7	1.12	2.6	0.9	2.34	2.5	0.9	2.25	2.6	0.68	1.76	1.8	0.88	1.54	2.5	0.67	1.68	15.75	12.14	0.77	
1.6	0.7	1.06	2	0.7	1.40	2.4	0.9	2.16	2.5	0.9	2.25	3	0.68	2.04	2.5	0.88	2.20	2.6	0.67	1.74	16.60	12.85	0.77	

**II SEMESTER**

Course	No. of Students attended	No. of Students attained			Attainment		
		DA	IA	FA	CO_DA_CCAA	CO_IA_MSA	CO_FA
FA	94	94	94	86	1	1	0.91
BE	94	94	94	90	1	1	0.96
BTP	94	94	94	89	1	1	0.95
TEL	78	78	78	67	1	1	0.86
SAN	13	13	13	9	1	1	0.69
HIN	3	3	3	3	1	1	1
ENG	94	94	94	86	1	1	0.9

B.Com General DA CCAA Assessment Attainment																							
FA			BE			BTP			ENG			TEL			SAN			HIN			Attainment		
SEM II	PO Attainment	Weighed product	SEM II	PO Attainment	Weighed product	SEM II	PO Attainment	Weighed product	SEM II	PO Attainment	Weighed product	SEM II	PO Attainment	Weighed product	SEM II	PO Attainment	Weighed product	SEM II	PO Attainment	Weighed product	Weighted Sum	Weighted Sum	Weighted Average
1	2	3	4	5	6	7	8	9	10	11	12	13	14	15	16	17	18	19	20	21	22	23	24
2.6	1	2.6	2.4	1	2.40	2	1	2.0	2.3	1	2.3	2.2	1	2.2	2.5	1	2.5	2.5	1	2.5	16.5	16.5	1.00
2.6	1	2.6	2	1	2.00	1.67	1	1.7	2.1	1	2.1	1.8	1	1.8	3.5	1	3.5	2.3	1	2.3	16.0	16.0	1.00
3	1	3.0	2.5	1	2.50	2.33	1	2.3	2.3	1	2.3	1	1	1	1	1	1.0	2.3	1	2.3	14.4	14.4	1.00
1.5	1	1.5	1.6	1	1.60	1.8	1	1.8	1.8	1	1.8	2.8	1	2.8	1.5	1	1.5	2.5	1	2.5	13.5	13.5	1.00
1.8	1	1.8	2.4	1	2.40	3	1	3.0	2.1	1	2.1	3	1	3	2.75	1	2.8	2.3	1	2.3	17.4	17.4	1.00

B.Com Gen - IA MSA Assessment Attainment																							
FA			BE			BTP			ENG			TEL			SAN			HIN			Attainment		
SEM II	PO Attainment	Weighed product	SEM II	PO Attainment	Weighed product	SEM II	PO Attainment	Weighed product	SEM II	PO Attainment	Weighed product	SEM II	PO Attainment	Weighed product	SEM II	PO Attainment	Weighed product	SEM II	PO Attainment	Weighed product	Weighted Sum	Weighted Sum	Weighted Average
1	2	3	4	5	6	7	8	9	10	11	12	13	14	15	16	17	18	19	20	21	22	23	24
2.6	1	2.6	2.4	1	2.40	3	1	3.0	2.3	1	2.3	2.2	1	2.2	2.5	1	2.5	2.5	1	2.5	17.5	17.5	1
2.6	1	2.6	2	1	2.00	2.33	1	2.3	2.1	1	2.1	1.8	1	1.8	3.5	1	3.5	2.3	1	2.3	16.6	16.6	1
3	1	3.0	2.5	1	2.50	2	1	2.0	2.3	1	2.3	1	1	1	1	1	1.0	2.3	1	2.3	14.1	14.1	1
1.5	1	1.5	1.6	1	1.60	2.33	1	2.3	1.8	1	1.8	2.8	1	2.8	1.5	1	1.5	2.5	1	2.5	14.0	14.0	1
1.8	1	1.8	2.4	1	2.40	1.67	1	1.7	2.1	1	2.1	3	1	3	2.75	1	2.8	2.3	1	2.3	16.0	16.0	1

B.Com Gen - FA Assessment Attainment

FA			BE			BTP			ENG			TEL			SAN			HIN			Attainment		
SEM II	PO Attainment	Weighed product	SEM II	PO Attainment	Weighed product	SEM II	PO Attainment	Weighed product	SEM II	PO Attainment	Weighed product	SEM II	PO Attainment	Weighed product	SEM II	PO Attainment	Weighed product	SEM II	PO Attainment	Weighed product	Weighted Sum	Weighted Sum	Weighted Average
1	2	3	4	5	6	7	8	9	10	11	12	13	14	15	16	17	18	19	20	21	22	23	24
2.6	0.91	2.4	2.4	0.96	2.30	3	0.95	2.9	2.3	0.9	2.07	2.2	0.87	1.91	2.5	0.69	1.7	2.5	1	2.5	17.5	15.7	0.90
2.6	0.91	2.4	2	0.96	1.92	2.33	0.95	2.2	2.1	0.9	1.89	1.8	0.87	1.56	3.5	0.69	2.4	2.3	1	2.3	16.6	14.7	0.88
3	0.91	2.7	2.5	0.96	2.40	2.17	0.95	2.1	2.3	0.9	2.07	1	0.87	0.87	1	0.69	0.7	2.3	1	2.3	14.3	13.1	1
1.5	0.91	1.4	1.6	0.96	1.54	2.6	0.95	2.5	1.8	0.9	1.62	2.8	0.87	2.43	1.5	0.69	1.0	2.5	1	2.5	14.3	13.0	0.91
1.8	0.91	1.6	2.4	0.96	2.30	2.4	0.95	2.3	2.1	0.9	1.89	3	0.87	2.61	2.75	0.69	1.9	2.3	1	2.3	16.8	14.9	0.89

### III SEMESTER

Course	No. of Students attended	No. of Students attained			Attainment		
		DA	IA	FA	CO_DA_CCAA	CO_IA_MSA	CO_FA
AA	91	91	91	76	1	1	0.84
BS	91	91	91	51	1	1	0.56
MRK	91	91	91	88	1	1	0.97
TEL	76	76	76	69	0.98	1	0.74
SAN	12	12	12	12	1	1	1
HIN	3	3	3	3	1	1	1
ENG	91	91	91	90	1.00	1.0	0.99

B.Com General DA CCAA Assessment Attainment																											
Advanced Accounting		Business Statistics					Marketing			ENG				TEL				SAN				HIN		Weighted sum of			
SEM III	PO Attainment	Weighed product	SEM III	PO Attainment	Weighed product	SEM III	PO Attainment	Weighed product	SEM III	PO Attainment	Weighed product	SEM III	PO Attainment	Weighed product	SEM III	PO Attainment	Weighed product	SEM III	PO Attainment	Weighed product	SEM III	PO Attainment	Weighed product	Weighted Sum	Weighted Sum	Weighted Average	
1	2	3	4	5	6	7	8	9	10	11	12	13	14	15	16	17	18	19	20	21	22	23	24				
2.6	1	2.6	3	1	3.00	2.6	1	2.60	2.5	1	2.5	2.2	1	2.2	4	1	4.00	2.5	1	2.5	19.4	19.40	1.00				
2.4	1	2.4	2.8	1	2.80	2.8	1	2.75	2.6	1	2.6	2.8	1	2.8	4	1	4.00	2.3	1	2.3	19.65	19.65	1.00				
3	1	3.0	3	1	3.00	1.3	1	1.33	2.5	1	2.5	1	1	1	2	1	2.00	2.3	1	2.3	15.13	15.13	1.00				
1.6	1	1.6	2	1	2.00	2.8	1	2.80	2.3	1	2.3	2.8	1	2.8	2.5	1	2.50	2.5	1	2.5	16.5	16.50	1.00				
2.2	1	2.2	2.6	1	2.60	3.0	1	3.00	2.6	1	2.6	3	1	3	3.5	1	3.50	2.3	1	2.3	19.2	19.20	1.00				

B.Com Gen - IA MSA Assessment Attainment																											
Corporate Accounting		Business Statistics					Marketing			ENG				TEL				SAN				HIN		Weighted sum of			
SEM III	PO Attainment	Weighed product	SEM III	PO Attainment	Weighed product	SEM III	PO Attainment	Weighed product	SEM III	PO Attainment	Weighed product	SEM III	PO Attainment	Weighed product	SEM III	PO Attainment	Weighed product	SEM III	PO Attainment	Weighed product	SEM III	PO Attainment	Weighed product	Weighted Sum	Weighted Sum	Weighted Average	
1	2	3	4	5	6	7	8	9	10	11	12	13	14	15	16	17	18	19	20	21	22	23	24				
2.6	1	2.6	3	1	3.00	2.6	1	2.60	2.5	1	2.5	2.2	0.81	1.78	4	1	4	2.5	1	2.5	19.4	18.98	0.98				
2.4	1	2.4	2.8	1	2.80	2.8	1	2.75	2.6	1	2.6	2.8	0.81	2.26	4	1	4	2.3	1	2.3	19.65	19.11	0.97				
3	1	3	3	1	3.00	1.3	1	1.33	2.5	1	2.5	1	0.81	0.87	2	1	2	2.3	1	2.3	15.13	15.00	0.99				
1.6	1	1.6	2	1	2.00	2.8	1	2.80	2.3	1	2.3	2.8	0.81	2.26	2.5	1	2.5	2.5	1	2.5	16.5	15.96	0.97				
2.2	1	2.2	2.6	1	2.60	3.0	1	3.00	2.6	1	2.6	3	0.81	2.43	3.5	1	3.5	2.3	1	2.3	19.2	18.63	0.97				

B.Com Gen - FA Assessment Attainment																							
Corporate Accountng		Business Statistics				Marketing			ENG			TEL		SAN			HIN		Weighted sum of				
SEM III	PO Attainment	Weighed product	SEM III	PO Attainment	Weighed product	SEM III	PO Attainment	Weighed product	SEM III	PO Attainment	Weighed product	SEM III	PO Attainment	Weighed product	SEM III	PO Attainment	Weighed product	SEM III	PO Attainment	Weighed product	Weighted Sum	Weighted Sum	Weighted Average
1	2	3	4	5	6	7	8	9	10	11	12	13	14	15	16	17	18	19	20	21	22	23	24
2.6	0.84	2.18	3	0.56	1.68	2.6	0.97	2.52	2.5	0.9	2.25	2.2	1	2.20	4	0.92	3.68	2.5	1	2.5	19.4	17.02	0.88
2.4	0.84	2.02	2.8	0.56	1.57	2.8	0.97	2.67	2.6	0.9	2.34	2.8	1	2.80	4	0.92	3.68	2.3	1	2.3	19.65	17.37	0.88
3	0.84	2.52	3	0.56	1.68	1.3	0.97	1.29	2.5	0.9	2.25	1	1	1.00	2	0.92	1.84	2.3	1	2.3	15.13	12.88	0.85
1.6	0.84	1.34	2	0.56	1.12	2.8	0.97	2.72	2.3	0.9	2.07	2.8	1	2.80	2.5	0.92	2.30	2.5	1	2.5	16.5	14.85	0.90
2.2	0.84	1.85	2.6	0.56	1.46	3.0	0.97	2.91	2.6	0.9	2.34	3	1	3.00	3.5	0.92	3.22	2.3	1	2.3	19.2	17.07	0.89

## IV SEMESTER

Course	No. of Students attended	No. of Students attained			Attainment		
		DA	IA	FA	CO_DA_C CAA	CO_IA_M SA	CO_FA
CA	87	87	87	86	1	1	1
CMA	87	87	87	49	1	1	0.6
BL	87	87	87	79	1	1	0.9
IT	87	87	87	83	1	1	1
AUD	87	87	87	85	1	1	1
GST	87	87	87	87	1	1	1

B.Com General DA CCAA Assessment Attainment																				
CA			BL			IT			CMA			AUD			GST			Attainment		
SEM IV	PO Attainment	Weighed product	SEM IV	PO Attainment	Weighed product	SEM IV	PO Attainment	Weighed product	SEM IV	PO Attainment	Weighed product	SEM IV	PO Attainment	Weighed product	SEM IV	PO Attainment	Weighed product	Weighted Sum	Weighted Sum	Weighted Average
1	2	3	4	5	6	7	8	9	10	11	12	13	14	15	16	17	18	19	20	21
2	1	2.40	2	1	2.40	3	1	3	2.60	1	2.60	2.60	1	2.60	2.40	1.0	2.4	15.40	15.40	1.00
2	1	2.40	3	1	2.50	1.60	1	1.60	2.00	1	2.00	2	1	2	2.50	1.0	2.5	13.00	13.00	1.00
3	1	2.80	2	1	2	3	1	3	2.80	1	2.80	3	1	3	2.60	1.0	2.6	16.20	16.20	1.00
2	1	2.33	2.25	1	2.25	2	1	2	2.20	1	2.20	1.80	1	1.80	2.40	1.0	2.4	12.98	12.98	1.00
2	1	1.75	1.40	1	1.40	2	1	2	1.60	1	1.60	2	1	2	1.60	1.0	1.6	10.75	10.75	1.00

B.Com Gen - IA MSA Assessment Attainment																				
CA			BL			IT			CMA			AUD			GST			Attainment		
SEM IV	PO Attainment	Weighed product	SEM IV	PO Attainment	Weighed product	SEM IV	PO Attainment	Weighed product	SEM IV	PO Attainment	Weighed product	SEM IV	PO Attainment	Weighed product	SEM IV	PO Attainment	Weighed product	Weighted Sum	Weighted Sum	Weighted Average
1	2	3	4	5	6	7	8	9	10	11	12	13	14	15	16	17	18	19	20	21
2.40	1.00	2.40	2.40	1.00	2.40	3.00	1.00	3.00	2.60	1.00	2.60	2.60	1.00	2.60	2.40	1.00	2.40	15.40	15.40	1.00
2.40	1.00	2.40	2.50	1.00	2.50	1.60	1.00	1.60	2.00	1.00	2.00	2.00	1.00	2.00	2.50	1.00	2.50	13.00	13.00	1.00
2.80	1.00	2.80	2.00	1.00	2.00	3.00	1.00	3.00	2.80	1.00	2.80	3.00	1.00	3.00	2.60	1.00	2.60	16.20	16.20	1.00
2.33	1.00	2.33	2.25	1.00	2.25	2.00	1.00	2.00	2.20	1.00	2.20	1.80	1.00	1.80	2.40	1.00	2.40	12.98	12.98	1.00
1.75	1.00	1.75	1.40	1.00	1.40	2.40	1.00	2.40	1.60	1.00	1.60	2.00	1.00	2.00	1.60	1.00	1.60	10.75	10.75	1.00

B.Com Gen - FA Assessment Attainment

B.Com Gen - FA Assessment Attainment																				
CA			BL			IT			CMA			AUD			GST			Attainment		
SEM IV	PO Attainment	Weighed product	SEM IV	PO Attainment	Weighed product	SEM IV	PO Attainment	Weighed product	SEM IV	PO Attainment	Weighed product	SEM IV	PO Attainment	Weighed product	SEM IV	PO Attainment	Weighed product	Weighted Sum	Weighted Sum	Weighted Average
1	2	3	4	5	6	7	8	9	10	11	12	13	14	15	16	17	18	19	20	21
2.40	0.99	2.38	2.40	0.91	2.18	3.00	0.95	2.85	2.83	0.56	1.58	2.60	0.98	2.55	2.40	1.00	2.40	15.63	13.94	0.89
2.40	0.99	2.38	2.50	0.91	2.28	1.60	0.95	1.52	2.00	0.56	1.12	2.00	0.98	1.96	2.50	1.00	2.50	13.00	11.75	0.90
2.80	0.99	2.77	2.00	0.91	1.82	3.00	0.95	2.85	3.00	0.56	1.68	3.00	0.98	2.94	2.60	1.00	2.60	16.40	14.66	0.89
2.33	0.99	2.31	2.25	0.91	2.05	2.00	0.95	1.90	1.50	0.56	0.84	1.80	0.98	1.76	2.40	1.00	2.40	12.28	11.26	0.92
1.75	0.99	1.73	1.40	0.91	1.27	2.40	0.95	2.28	1.67	0.56	0.94	2.00	0.98	1.96	1.60	1.00	1.60	10.82	9.78	0.90

## V SEMESTER

Course	No. of Students attended	No. of Students attained			Attainment		
		DA	IA	FA	CO_DA_C CAA	CO_IA_M SA	CO_FA
MAP	86	86	86	85	1.00	1.00	0.99
CCT	86	86	86	86	1.00	1.00	1.00
LIP	86	86	86	86	1.00	1.00	1.00
GIP	86	86	86	86	1.00	1.00	1.00
DM	86	86	86	85	1.00	1.00	0.99
SM	86	86	86	84	1.00	1.00	0.98



B.Com General DA CCAA Assessment Attainment																				
MAP			CCT			LIP			GIP			DM			SM		Weighted sum of			
SEM V	PO Attainment	Weighed product	SEM V	PO Attainment	Weighed product	SEM V	PO Attainment	Weighed product	SEM V	PO Attainment	Weighed product	SEM V	PO Attainment	Weighed product	SEM V	PO Attainment	Weighed product	Weighted Sum	Weighted Sum	Weighted Average
1	2	3	4	5	6	7	8	9	10	11	12	13	14	15	16	17	18	19	20	21
2.8	1	2.8	3	1	3.00	2.8	1	2.8	2.6	1	2.6	2.8	1	2.8	2.8	1	2.8	16.8	16.80	1.00
2.8	1	2.75	3	1	3.00	2.6	1	2.6	2.5	1	2.5	2.75	1	2.75	2.5	1	2.5	16.1	16.10	1.00
2.2	1	2.2	1.3	1	1.30	2	1	2	1.5	1	1.5	2	1	2	1.5	1	1.5	10.5	10.50	1.00
2.2	1	2.2	2.3	1	2.30	2.2	1	2.2	2.5	1	2.5	2.6	1	2.6	2.4	1	2.4	14.2	14.20	1.00
2.8	1	2.75	2	1	2.00	2.5	1	2.5	2.5	1	2.5	2.8	1	2.8	2.5	1	2.5	15.1	15.05	1.00

B.Com Gen - FA Assessment Attainment																				
MAP			CCT			LIP			GIP			DM			SM		Weighted sum of			
SEM V	PO Attainment	Weighed product	SEM V	PO Attainment	Weighed product	SEM V	PO Attainment	Weighed product	SEM V	PO Attainment	Weighed product	SEM V	PO Attainment	Weighed product	SEM V	PO Attainment	Weighed product	Weighted Sum	Weighted Sum	Weighted Average
1	2	3	4	5	6	7	8	9	10	11	12	13	14	15	16	17	18	19	20	21
2.8	1.0	2.8	3.0	1.0	3.0	2.8	1.0	2.8	2.6	1.0	2.6	2.8	1.0	2.8	2.8	1.0	2.7	16.8	16.7	1.0
2.8	1.0	2.7	3.0	1.0	3.0	2.6	1.0	2.6	2.5	1.0	2.5	2.8	1.0	2.7	2.5	1.0	2.5	16.1	16.0	1.0
2.2	1.0	2.2	1.3	1.0	1.3	2.0	1.0	2.0	1.5	1.0	1.5	2.0	1.0	2.0	1.5	1.0	1.5	10.5	10.4	1.0
2.2	1.0	2.2	2.3	1.0	2.3	2.2	1.0	2.2	2.5	1.0	2.5	2.6	1.0	2.6	2.4	1.0	2.4	14.2	14.1	1.0
2.8	1.0	2.7	2.0	1.0	2.0	2.5	1.0	2.5	2.5	1.0	2.5	2.8	1.0	2.8	2.5	1.0	2.5	15.1	14.9	1.0

B.Com Gen - IA MSA Assessment Attainment

B.Com Gen - IA MSA Assessment Attainment																				
MAP			CCT			LIP			GIP			DM			SM		Weighted sum of			
SEM V	PO Attainment	Weighed product	SEM V	PO Attainment	Weighed product	SEM V	PO Attainment	Weighed product	SEM V	PO Attainment	Weighed product	SEM V	PO Attainment	Weighed product	SEM V	PO Attainment	Weighed product	Weighted Sum	Weighted Sum	Weighted Average
1	2	3	4	5	6	7	8	9	10	11	12	13	14	15	16	17	18	19	20	21
2.8	1	2.8	3	1	3.00	2.8	1	2.8	2.6	1	2.6	2.8	1	2.8	2.8	1	2.8	16.8	16.80	1.00
2.8	1	2.75	3	1	3.00	2.6	1	2.6	2.5	1	2.5	2.75	1	2.75	2.5	1	2.5	16.1	16.10	1.00
2.2	1	2.2	1.3	1	1.30	2	1	2	1.5	1	1.5	2	1	2	1.5	1	1.5	10.5	10.50	1.00
2.2	1	2.2	2.3	1	2.30	2.2	1	2.2	2.5	1	2.5	2.6	1	2.6	2.4	1	2.4	14.2	14.20	1.00
2.8	1	2.75	2	1	2.00	2.5	1	2.5	2.5	1	2.5	2.8	1	2.8	2.5	1	2.5	15.1	15.05	1.00

Co-Circular Activities attainment (CCAA) Attainment for 2021-2022 Admitted Batch

PO's	Sum of weighted product/ weighted sum of Pos sem- 1	Sum of weighted product/ weighted sum of Pos sem-2	Sum of weighted product/ weighted sum of Pos sem-3	Sum of weighted product/ weighted sum of Pos sem-4	Sum of weighted product/ weighted sum of Pos sem 5	Average of PO's	attained %
PO1	1.0	1.00	1.00	1.00	1.00	1.0	100
PO2	1.0	1.00	1.00	1.00	1.00	1.0	100
PO3	1.0	1.00	1.00	1.00	1.00	1.0	100
PO4	1.0	1.00	1.00	1.00	1.00	1.0	100
PO5	1.0	1.00	1.00	1.00	1.00	1.0	100

Mid Semester Attainment for 2021-2022 Admitted Batch							
PO's	Sum of weighted product/ weighted sum of Pos sem- 1	Sum of weighted product/ weighted sum of Pos sem-2	Sum of weighted product/ weighted sum of Pos sem-3	Sum of weighted product/ weighted sum of Pos sem-4	Sum of weighted product/wei ghted sum of Pos sem 5	Average of PO's	attained %
PO1	0.85	1.00	0.98	1.00	1.00	0.966	96.6
PO2	0.86	1.00	0.97	1.00	1.00	0.966	96.6
PO3	0.85	1.00	0.99	1.00	1.00	0.969	96.9
PO4	0.89	1.00	0.97	1.00	1.00	0.971	97.1
PO5	0.85	1.00	0.97	1.00	1.00	0.964	96.4

Final Attainment for 2021-2022 Admitted Batch							
PO's	Sum of weighted product/ weighted sum of Pos sem- 1	Sum of weighted product/ weighted sum of Pos sem-2	Sum of weighted product/ weighted sum of Pos sem-3	Sum of weighted product/ weighted sum of Pos sem-4	Sum of weighted product/wei ghted sum of Pos sem 5	Average of PO's	attained %
PO1	0.77	0.90	0.88	0.89	1.00	0.89	89
PO2	0.76	0.88	0.88	0.90	1.00	0.89	89
PO3	0.77	1	0.85	0.89	1.00	0.89	89
PO4	0.77	0.91	0.90	0.92	1.00	0.90	90
PO5	0.77	0.89	0.89	0.90	1.00	0.89	89

## B.COM COMPUTER APPLICATIONS

### I SEMESTER

Course	No. of Students	No. of Students attained			Attainment		
		DA	IA	FA	CO_DA_CCAA	CO_IA_MSA	CO_FA
FA	35	35	35	34	1.0	1.0	1.0
BOM	35	35	35	35	1.0	1.0	1.0
IT	35	32	35	34	0.9	1.0	1.0
TEL	27	27	27	27	1.0	1.0	1.0
SAN	7	7	7	7	1.0	1.0	1.0
HIN	1	1	1	1	1.0	1.0	1.0
ENG	35	35	35	34	1.0	1.0	1.0

B.Com CA DA CCAA Assessment Attainment																							
FA			BOM			IT			ENG			TEL			SAN			HIN			Attainment		
SEM I	PO Attainment	Weighed product	SEM I	PO Attainment	Weighed product	SEM I	PO Attainment	Weighed product	SEM I	PO Attainment	Weighed product	SEM I	PO Attainment	Weighed product	SEM I	PO Attainment	Weighed product	SEM I	PO Attainment	Weighed product	Weighted Sum	Weighted Sum	Weighted Average
1	2	3	4	5	6	7	8	9	10	11	12	13	14	15	16	17	18	19	20	21	22	23	24
2.2	1	2.2	2.8	1	2.80	2.4	0.91	2.18	1.8	1	1.8	2.2	1	2.20	2.5	1	2.50	2.5	1	2.50	16.4	16.18	0.986585
2.5	1	2.5	2.6	1	2.60	2	0.91	1.82	2.3	1	2.3	2.8	1	2.80	2.5	1	2.50	2.8	1	2.80	17.5	17.32	0.989714
2.4	1	2.4	2.6	1	2.60	2.2	0.91	2	2.1	1	2.1	1.0	1	1.00	2.3	1	2.25	2.6	1	2.60	15.2	14.95	0.986799
2.2	1	2.2	1.6	1	1.60	1.8	0.91	1.63	2.5	1	2.5	2.8	1	2.80	1.8	1	1.75	2.5	1	2.50	15.2	14.98	0.988779
1.6	1	1.6	2	1	2.00	1.2	0.91	1.09	2.5	1	2.5	3.0	1	3.00	2.5	1	2.50	2.6	1	2.60	15.4	15.29	0.992857

B.ComCA - IA MSA Assessment Attainmen																							
FA			BOM			IT			ENG			TEL			SAN			HIN			Attainment		
SEM I	PO Attainme nt	Weighed product	SEM I	PO Attainme nt	Weighed product	SEM I	PO Attainme nt	Weighed product	SEM I	PO Attainme nt	Weighed product	SEM I	PO Attainme nt	Weighed product	SEM I	PO Attainme nt	Weighed product	SEM I	PO Attainme nt	Weighed product	Weighted Sum	Weighted Sum	Weighted Average
1	2	3	4	5	6	7	8	9	10	11	12	13	14	15	16	17	18	19	20	21	22	23	24
2.2	1	2.2	2.8	1	2.80	2.4	1	2.4	1.8	1	1.8	2.2	1	2.20	2.5	1	2.50	2.5	1	2.50	16.4	16.40	1
2.5	1	2.5	2.6	1	2.60	2	1	2	2.3	1	2.3	2.8	1	2.80	2.5	1	2.50	2.8	1	2.80	17.5	17.50	1
2.4	1	2.4	2.6	1	2.60	2.2	1	2.2	2.1	1	2.1	1.0	1	1.00	2.3	1	2.25	2.6	1	2.60	15.2	15.15	1
2.2	1	2.2	1.6	1	1.60	1.8	1	1.8	2.5	1	2.5	2.8	1	2.80	1.8	1	1.75	2.5	1	2.50	15.2	15.15	1
1.6	1	1.6	2	1	2.00	1.2	1	1.2	2.5	1	2.5	3.0	1	3.00	2.5	1	2.50	2.6	1	2.60	15.4	15.40	1

B.Com CA - FA Assessment Attainment																							
FA			BOM			IT			ENG			TEL			SAN			HIN			Attainment		
SEM I	PO Attainme nt	Weighed product	SEM I	PO Attainme nt	Weighed product	SEM I	PO Attainme nt	Weighed product	SEM I	PO Attainme nt	Weighed product	SEM I	PO Attainme nt	Weighed product	SEM I	PO Attainme nt	Weighed product	SEM I	PO Attainme nt	Weighed product	Weighted Sum	Weighted Sum	Weighted Average
1	2	3	4	5	6	7	8	9	10	11	12	13	14	15	16	17	18	19	20	21	22	23	24
2.2	1	2.2	2.8	1	2.80	2.4	1	2.4	1.8	0.8	1.44	2.2	0.94	2.07	2.5	1	2.50	2.5	1	2.50	16.4	15.91	0.97
2.5	1	2.5	2.6	1	2.60	2	1	2	2.3	0.8	1.84	2.8	0.94	2.63	2.5	1	2.50	2.8	1	2.80	17.5	16.87	0.964114
2.4	1	2.4	2.6	1	2.60	2.2	1	2.2	2.1	0.8	1.68	1.0	0.94	0.94	2.3	1	2.25	2.6	1	2.60	15.2	14.67	0.968317
2.2	1	2.2	1.6	1	1.60	1.8	1	1.8	2.5	0.8	2	2.8	0.94	2.63	1.8	1	1.75	2.5	1	2.50	15.2	14.48	0.955908
1.6	1	1.6	2	1	2.00	1.2	1	1.2	2.5	0.8	2	3.0	0.94	2.82	2.5	1	2.50	2.6	1	2.60	15.4	14.72	0.955844

## II SEMESTER

Course	No. of Students	No. of Students attained			Attainment		
		DA	IA	FA	CO_DA_CCAA	CO_IA_MSA	CO_FA
FA	33	33	33	33	1.0	1.00	1.00
BE	33	33	33	33	1.0	1.0	1.0
E COM	33	32	33	33	0.97	1	1
TEL	25	25	25	25	1	1	1
SAN	8	8	8	8	1	1	1
HIN	1	1	1	1	1	1	1
ENG	33	33	33	33	1	1	1

B.Com CA DA CCAA Assessment Attainment																							
FA			BE			E COM			ENG			TEL			SAN			HIN			Attainment		
SEM II	PO Attainment	Weighed product	SEM II	PO Attainment	Weighed product	SEM II	PO Attainment	Weighed product	SEM II	PO Attainment	Weighed product	SEM II	PO Attainment	Weighed product	SEM II	PO Attainment	Weighed product	SEM II	PO Attainment	Weighed product	Weighted Sum	Weighted Sum	Weighted Average
1	2	3	4	5	6	7	8	9	10	11	12	13	14	15	16	17	18	19	20	21	22	23	24
2.6	1	2.6	2.4	1.00	2.40	2.4	0.97	2.33	2.3	1	2.3	2.2	1	2.2	2.5	1	2.5	2.5	1	2.5	16.9	16.83	0.995858
2.6	1	2.6	2	1.00	2.00	1.4	0.97	1.358	2.1	1	2.1	1.8	1	1.8	3.5	1	3.5	2.3	1	2.3	15.7	15.66	0.997325
3	1	3.0	2.5	1.00	2.50	1.8	0.97	1.36	2.3	1	2.3	1	1	1.0	1	1	1	2.3	1	2.3	13.9	13.46	0.968345
1.5	1	1.5	1.6	1.00	1.60	0.8	0.97	0.78	1.8	1	1.8	2.8	1	2.8	1.5	1	1.5	2.5	1	2.5	12.5	12.48	0.9984
1.8	1	1.8	2.4	1.00	2.40	1	0.97	0.97	2.1	1	2.1	3	1	3.0	2.75	1	2.75	2.3	1	2.3	15.4	15.32	0.998046

B.ComCA - IA MSA Assessment Attainment																							
FA			BE			E COM			ENG			TEL			SAN			HIN			Attainment		
SEM II	PO Attain	Weighed p	SEM II	PO Attain	Weighed p	SEM II	PO Attain	Weighed p	SEM II	PO Attain	Weighed p	SEM II	PO Attain	Weighed p	SEM II	PO Attain	Weighed p	SEM II	PO Attain	Weighed p	Weighted	Weighted	Weighted
1	2	3	4	5	6	7	8	9	10	11	12	13	14	15	16	17	18	19	20	21	22	23	24
2.6	1	2.6	2.4	1	2.40	2.4	1	2.4	2.3	1	2.3	2.2	1	2.2	2.5	1	2.5	2.5	1	2.5	16.9	16.9	1
2.6	1	2.6	2	1	2.00	1.4	1	1.4	2.1	1	2.1	1.8	1	1.8	3.5	1	3.5	2.3	1	2.3	15.7	15.7	1
3	1	3.0	2.5	1	2.50	1.8	1	1.8	2.3	1	2.3	1	1	1.0	1	1	1	2.3	1	2.3	13.9	13.9	1
1.5	1	1.5	1.6	1	1.60	0.8	1	0.8	1.8	1	1.8	2.8	1	2.8	1.5	1	1.5	2.5	1	2.5	12.5	12.5	1
1.8	1	1.8	2.4	1	2.40	1	1	1	2.1	1	2.1	3	1	3.0	2.75	1	2.75	2.3	1	2.3	15.4	15.4	1

B.Com CA - FA Assessment Attainment																							
FA			BE			E COM			ENG			TEL			SAN			HIN			Attainment		
SEM II	PO Attainme	Weighed product	SEM II	PO Attainme	Weighed product	SEM II	PO Attainme	Weighed product	SEM II	PO Attainme	Weighed product	SEM II	PO Attainme	Weighed product	SEM II	PO Attainme	Weighed product	SEM II	PO Attainme	Weighed product	Weighted Sum	Weighted Sum	Weighted Average
1	2	3	4	5	6	7	8	9	10	11	12	13	14	15	16	17	18	19	20	21	22	23	24
2.6	1	2.6	2.4	1	2.40	2.4	1	2.4	2.3	1	2.3	2.2	1	2.2	2.5	1	1.05	2.5	1	2.5	16.9	15.45	0.914201
2.6	1	2.6	2	1	2.00	1.4	1	1.4	2.1	1	2.1	1.8	1	1.8	3.5	1	1.47	2.3	1	2.3	15.7	13.67	0.870701
3	1	3.0	2.5	1	2.50	1.8	1	1.8	2.3	1	2.3	1	1	1.0	1	1	0.42	2.3	1	2.3	13.9	13.32	0.958273
1.5	1	1.5	1.6	1	1.60	0.8	1	0.8	1.8	1	1.8	2.8	1	2.8	1.5	1	0.63	2.5	1	2.5	12.5	11.63	0.9304
1.8	1	1.8	2.4	1	2.40	1	1	1	2.1	1	2.1	3	1	3.0	2.75	1	1.15	2.3	1	2.3	15.4	13.75	0.895765

### III SEMESTER

Course	No. of Students attended	No. of Students attained			Attainment		
		DA	IA	FA	CO_DA_CCAA	CO_IA_MSA	CO_FA
AA	33	33	33	33	1.00	1.00	1.00
BS	33	33	33	31	1.00	1.00	0.94
Prog w. C	33	33	33	33	1	1	1
TEL	25	25	25	25	1	1	1
SAN	7	7	7	7	1	1	1
HIN	1	1	1	1	1	1	1
ENG	33	33	33	33	1	1	1

B.Com CA DA CCAA Assessment Attainment																							
Corporate Accounting			Business Statistics			Prog w. C			ENG			TEL			SAN			HIN			Attainment		
SEM III	PO Attainme nt	Weighed product	SEM III	PO Attainme nt	Weighed product	SEM III	PO Attainme nt	Weighed product	SEM III	PO Attainme nt	Weighed product	SEM III	PO Attainme nt	Weighed product	SEM III	PO Attainme nt	Weighed product	SEM III	PO Attainme nt	Weighed product	Weighted Sum	Weighted Sum	Weighted Average
1	2	3	4	5	6	7	8	9	10	11	12	13	14	15	16	17	18	19	20	21	22	23	24
2.6	1	2.60	3	1	3.00	2.2	1	2.2	2.5	1	2.5	2.2	1	2.20	4	1	4	2.5	1	2.5	19	19.00	1.00
2.4	1	2.40	2.8	1	2.80	2.6	1	2.6	2.6	1	2.6	2.8	1	2.80	4	1	4	2.3	1	2.3	19.5	19.50	1.00
3	1	3.00	3	1	3.00	1.8	1	1.8	2.5	1	2.5	1	1	1.00	2	1	2	2.3	1	2.3	15.6	15.60	1.00
1.6	1	1.60	2	1	2.00	2	1	2	2.3	1	2.3	2.8	1	2.80	2.5	1	2.5	2.5	1	2.5	15.7	15.70	1.00
2.2	1	2.20	2.6	1	2.60	2.8	1	2.8	2.6	1	2.6	3	1	3.00	3.5	1	3.5	2.3	1	2.3	19	19.00	1.00



B.ComCA - IA MSA Assessment Attainment																							
Corporate Accounting			Business Statistics			Prog w. C			ENG			TEL			SAN			HIN			Attainment		
SEM III	PO Attainment	Weighed product	SEM III	PO Attainment	Weighed product	SEM III	PO Attainment	Weighed product	SEM III	PO Attainment	Weighed product	SEM III	PO Attainment	Weighed product	SEM III	PO Attainment	Weighed product	SEM III	PO Attainment	Weighed product	Weighted Sum	Weighted Sum	Weighted Average
1	2	3	4	5	6	7	8	9	10	11	12	13	14	15	16	17	18	19	20	21	22	23	24
2.6	1	2.60	3	1	3.00	2.2	1	2.2	2.5	1	2.5	2.2	1	2.20	4	1	4	2.5	1	2.5	19.0	19.00	1
2.4	1	2.40	2.8	1	2.80	2.6	1	2.6	2.6	1	2.6	2.8	1	2.80	4	1	4	2.3	1	2.3	19.5	19.50	1
3	1	3.00	3	1	3.00	1.8	1	1.8	2.5	1	2.5	1	1	1.00	2	1	2	2.3	1	2.3	15.6	15.60	1
1.6	1	1.60	2	1	2.00	2	1	2	2.3	1	2.3	2.8	1	2.80	2.5	1	2.5	2.5	1	2.5	15.7	15.70	1
2.2	1	2.20	2.6	1	2.60	2.8	1	2.8	2.6	1	2.6	3	1	3.00	3.5	1	3.5	2.3	1	2.3	19.0	19.00	1

B.Com CA - FA Assessment Attainment																							
Corporate Accounting			Business Statistics			Prog w. C			ENG			TEL			SAN			HIN			Attainment		
SEM III	PO Attainment	Weighed product	SEM III	PO Attainment	Weighed product	SEM III	PO Attainment	Weighed product	SEM III	PO Attainment	Weighed product	SEM III	PO Attainment	Weighed product	SEM III	PO Attainment	Weighed product	SEM III	PO Attainment	Weighed product	Weighted Sum	Weighted Sum	Weighted Average
1	2	3	4	5	6	7	8	9	10	11	12	13	14	15	16	17	18	19	20	21	22	23	24
2.6	1	2.6	3	0.94	2.82	2.2	1	2.2	2.5	1	2.5	2.2	1	2.20	4	1	3.4	2.5	1	2.5	19.0	18.22	0.958947
2.4	1	2.4	2.8	0.94	2.63	2.6	1	2.6	2.6	1	2.6	2.8	1	2.80	4	1	3.4	2.3	1	2.3	19.5	18.73	0.960615
3	1	3	3	0.94	2.82	1.8	1	1.8	2.5	1	2.5	1	1	1.00	2	1	1.7	2.3	1	2.3	15.6	15.12	0.969231
1.6	1	1.6	2	0.94	1.88	2	1	2	2.3	1	2.3	2.8	1	2.80	2.5	1	2.12	2.5	1	2.5	15.7	15.20	0.968153
2.2	1	2.2	2.6	0.94	2.44	2.8	1	2.8	2.6	1	2.6	3	1	3.00	3.5	1	2.97	2.3	1	2.3	19.0	18.31	0.963895

## IV SEMESTER

Course	No. of Students attended	No. of Students attained			Attainment		
		DA	IA	FA	CO_DA_CCAA	CO_IA_MSA	CO_FA
CA	32.00	32.00	32.00	32.00	1.00	1.00	1.00
CMA	32.00	32.00	32.00	32.00	1.00	1.00	1.00
BL	32.00	32.00	32.00	32.00	1.00	1.00	1.00
IT	32.00	32.00	32.00	32.00	1.00	1.00	1.00
Database I	32.00	20.00	32.00	32.00	0.63	1.00	1.00
AUD	32.00	32.00	32.00	32.00	1.00	1.00	1.00

B.Com CA DA CCAA Assessment Attainment																				
CA			BL			DBMS			CMA			IT		AUD			Attainment			
SEM IV	PO Attainment	Weighed product	SEM IV	PO Attainment	Weighed product	SEM IV	PO Attainment	Weighed product	SEM IV	PO Attainment	Weighed product	SEM IV	PO Attainment	Weighed product	SEM IV	PO Attainment	Weighed product	Weighted Sum	Weighted Sum	Weighted Average
1	2	3	4	5	6	7	8	9	10	11	12	13	14	15	16	17	18	19	20	21
2.40	1.00	2.40	2.40	1.00	2.40	2.80	0.63	1.76	2.83	1.00	2.83	3.00	1.00	3.00	2.60	1.00	2.60	16.0	14.99	0.935122
2.40	1.00	2.40	2.50	1.00	2.50	2.40	0.63	1.51	2.00	1.00	2.00	1.60	1.00	1.60	2.00	1.00	2.00	12.9	12.01	0.931008
2.80	1.00	2.80	2.00	1.00	2.00	2.60	0.63	1.64	3.00	1.00	3.00	3.00	1.00	3.00	3.00	1.00	3.00	16.4	15.44	0.941463
2.33	1.00	2.33	2.25	1.00	2.25	1.40	0.63	0.89	1.50	1.00	1.50	2.00	1.00	2.00	1.80	1.00	1.80	11.3	10.77	0.954801
1.75	1.00	1.75	1.40	1.00	1.40	0.60	0.63	0.38	1.67	1.00	1.67	2.40	1.00	2.40	2.00	1.00	2.00	9.8	9.60	0.977597

B.ComCA - IA MSA Assessment Attainment																				
CA			BL			DBMS			CMA			IT		AUD			Attainment			
SEM IV	PO Attainment	Weighed product	SEM IV	PO Attainment	Weighed product	SEM IV	PO Attainment	Weighed product	SEM IV	PO Attainment	Weighed product	SEM IV	PO Attainment	Weighed product	SEM IV	PO Attainment	Weighed product	Weighted Sum	Weighted Sum	Weighted Average
1	2	3	4	5	6	7	8	9	10	11	12	13	14	15	16	17	18	19	20	21
2.40	1.00	2.40	2.40	1.00	2.40	2.80	1.00	2.80	2.83	1.00	2.83	3.00	1.00	3.00	2.60	1.00	2.60	16.03	16.03	1
2.40	1.00	2.40	2.50	1.00	2.50	2.40	1.00	2.40	2.00	1.00	2.00	1.60	1.00	1.60	2.00	1.00	2.00	12.90	12.90	1
2.80	1.00	2.80	2.00	1.00	2.00	2.60	1.00	2.60	3.00	1.00	3.00	3.00	1.00	3.00	3.00	1.00	3.00	16.40	16.40	1
2.33	1.00	2.33	2.25	1.00	2.25	1.40	1.00	1.40	1.50	1.00	1.50	2.00	1.00	2.00	1.80	1.00	1.80	11.28	11.28	1
1.75	1.00	1.75	1.40	1.00	1.40	0.60	1.00	0.60	1.67	1.00	1.67	2.40	1.00	2.40	2.00	1.00	2.00	9.82	9.82	1

B.Com CA - FA Assessment Attainment																				
CA			BL			DBMS			CMA			IT		AUD			Attainment			
SEM IV	PO Attainment	Weighed product	SEM IV	PO Attainment	Weighed product	SEM IV	PO Attainment	Weighed product	SEM IV	PO Attainment	Weighed product	SEM IV	PO Attainment	Weighed product	SEM IV	PO Attainment	Weighed product	Weighted Sum	Weighted Sum	Weighted Average
1	2	3	4	5	6	7	8	9	10	11	12	13	14	15	16	17	18	19	20	21
2.40	1.00	2.40	2.40	1.00	2.40	2.80	1.00	2.80	2.83	1.00	2.83	3.00	1.00	3.00	2.60	1.00	2.60	16.03	16.03	1
2.40	1.00	2.40	2.50	1.00	2.50	2.40	1.00	2.40	2.00	1.00	2.00	1.60	1.00	1.60	2.00	1.00	2.00	12.90	12.90	1
2.80	1.00	2.80	2.00	1.00	2.00	2.60	1.00	2.60	3.00	1.00	3.00	3.00	1.00	3.00	3.00	1.00	3.00	16.40	16.40	1
2.33	1.00	2.33	2.25	1.00	2.25	1.40	1.00	1.40	1.50	1.00	1.50	2.00	1.00	2.00	1.80	1.00	1.80	11.28	11.28	1
1.75	1.00	1.75	1.40	1.00	1.40	0.60	1.00	0.60	1.67	1.00	1.67	2.40	1.00	2.40	2.00	1.00	2.00	9.82	9.82	1

## V SEMESTER

Course	No. of Students attended	No. of Students attained			Attainment		
		DA	IA	FA	CO_DA_CCAA	CO_IA_MSA	CO_FA
MAP	32	32	32	32	1.00	1.00	1.00
CCT	32	32	32	32	1.00	1.00	1.00
LIP	32	32	32	32	1.00	1.00	1.00
GIP	32	32	32	32	1.00	1.00	1.00
MAD	32	30	32	32	0.94	1	1
CSMA	32	32	32	32	0.88	1	1

B.Com CA DA CCAA Assessment Attainment																				
MAP			CCT			LIP			GIP			CSMA			MAD			Weighted sum of		
SEM V	PO Attainment	Weighed product	SEM V	PO Attainment	Weighed product	SEM V	PO Attainment	Weighed product	SEM V	PO Attainment	Weighed product	SEM V	PO Attainment	Weighed product	SEM V	PO Attainment	Weighed product	Weighed product	Weighted Sum	Weighted Sum
1	2	3	4	5	6	7	8	9	10	11	12	13	14	15	16	17	18	19	20	21
2.8	1	2.8	3	1	3.00	2.8	1	2.8	2.6	1	2.6	2.8	1	2.8	2.8	0.88	2.46	16.8	16.46	0.979762
2.8	1	2.75	3	1	3.00	2.6	1	2.6	2.5	1	2.5	2.75	1	1	2.5	0.88	0.88	16.1	12.73	0.790683
2.2	1	2.2	1.3	1	1.30	2	1	2	1.5	1	1.5	2	1	1.4	1.5	0.88	1.23	10.5	9.63	0.917143
2.2	1	2.2	2.3	1	2.30	2.2	1	2.2	2.5	1	2.5	2.6	1	1.6	2.4	0.88	1.4	14.2	12.20	0.859155
2.8	1	2.75	2	1	2.00	2.5	1	2.5	2.5	1	2.5	2.8	1	1	2.5	0.88	0.88	15.1	11.63	0.772757

B.ComCA - IA MSA Assessment Attainment																				
MAP			CCT			LIP			GIP			CSMA			MAD			Weighted sum of		
SEM V	PO Attainment	Weighed product	SEM V	PO Attainment	Weighed product	SEM V	PO Attainment	Weighed product	SEM V	PO Attainment	Weighed product	SEM V	PO Attainment	Weighed product	SEM V	PO Attainment	Weighed product	Weighed product	Weighted Sum	Weighted Sum
1	2	3	4	5	6	7	8	9	10	11	12	13	14	15	16	17	18	19	20	21
2.8	1	2.8	3	1	3.00	2.8	1	2.8	2.6	1	2.6	2.8	1	2.8	2.8	1	2.8	16.8	16.80	1
2.8	1	2.75	3	1	3.00	2.6	1	2.6	2.5	1	2.5	2.75	1	1	1	1	1	14.6	12.85	0.880137
2.2	1	2.2	1.3	1	1.30	2	1	2	1.5	1	1.5	2	1	1.4	0.8	1	0.8	9.8	9.20	0.938776
2.2	1	2.2	2.3	1	2.30	2.2	1	2.2	2.5	1	2.5	2.6	1	1.6	0.8	1	0.8	12.6	11.60	0.920635
2.8	1	2.75	2	1	2.00	2.5	1	2.5	2.5	1	2.5	2.8	1	1	1	1	1	13.6	11.75	0.867159

B.Com CA - FA Assessment Attainment																				
MAP			CCT			LIP			GIP			CSMA			MAD			Weighted sum of		
SEM V	PO Attainment	Weighed product	SEM V	PO Attainment	Weighed product	SEM V	PO Attainment	Weighed product	SEM V	PO Attainment	Weighed product	SEM V	PO Attainment	Weighed product	SEM V	PO Attainment	Weighed product	Weighed product	Weighted Sum	Weighted Sum
1	2	3	4	5	6	7	8	9	10	11	12	13	14	15	16	17	18	19	20	21
2.8	1	2.8	3	1	3.00	2.8	1	2.8	2.6	1	2.6	2.8	1	2.8	2.8	1	2.8	16.8	16.80	1.00
2.8	1	2.75	3	1	3.00	2.6	1	2.6	2.5	1	2.5	2.75	1	1	1	1	1	14.6	12.85	0.88
2.2	1	2.2	1.3	1	1.30	2	1	2	1.5	1	1.5	2	1	1.4	0.8	1	0.8	9.8	9.20	0.94
2.2	1	2.2	2.3	1	2.30	2.2	1	2.2	2.5	1	2.5	2.6	1	1.6	0.8	1	0.8	12.6	11.60	0.92
2.8	1	2.75	2	1	2.00	2.5	1	2.5	2.5	1	2.5	2.8	1	1	1	1	1	13.6	11.75	0.87

Mid Semester Attainment for 2021-2022 Admitted Batch							
PO's	Sum of weighted product/ weighted sum of Pos sem-1	Sum of weighted product/ weighted sum of Pos sem-2	Sum of weighted product/ weighted sum of Pos sem-3	Sum of weighted product/ weighted sum of Pos sem-4	Sum of weighted product/weighted sum of Pos sem 5	Average of PO's	attained %
PO1	1	1	1	1	1	1.000	100.0
PO2	1	1	1	1	0.880136986	0.976	97.6
PO3	1	1	1	1	0.93877551	0.988	98.8
PO4	1	1	1	1	0.920634921	0.984	98.4
PO5	1	1	1	1	0.867158672	0.973	97.3

Co-Circular Activities attainment (CCAA) Attainment for 2021-2022 Admitted Batch							
PO's	Sum of weighted product/ weighted sum of Pos sem-1	Sum of weighted product/ weighted sum of Pos sem-2	Sum of weighted product/ weighted sum of Pos sem-3	Sum of weighted product/ weighted sum of Pos sem-4	Sum of weighted product/weighted sum of Pos sem 5	Average of PO's	attained %
PO1	0.986585366	0.995857988	1.00	0.935121647	0.979761905	1.0	98
PO2	0.989714286	0.997324841	1.00	0.931007752	0.79068323	0.9	94
PO3	0.98679868	0.968345324	1.00	0.941463415	0.917142857	1.0	96
PO4	0.988778878	0.9984	1.00	0.954800591	0.85915493	1.0	96
PO5	0.992857143	0.998045603	1.00	0.977596741	0.772757475	0.9	95

Final Attainment for 2021-2022 Admitted Batch							
PO's	Sum of weighted product/ weighted sum of Pos sem-1	Sum of weighted product/ weighted sum of Pos sem-2	Sum of weighted product/ weighted sum of Pos sem-3	Sum of weighted product/ weighted sum of Pos sem-4	Sum of weighted product/ weighted sum of Pos sem 5	Average of PO's	attained %
PO1	0.97	0.914201183	0.958947368	1	1.00	0.97	97
PO2	0.964114286	0.870700637	0.960615385	1	0.88	0.94	94
PO3	0.968316832	0.958273381	0.969230769	1	0.94	0.97	97
PO4	0.955907591	0.9304	0.968152866	1	0.92	0.96	96
PO5	0.955844156	0.895765472	0.963894737	1	0.87	0.94	94

**CO\_ PO MAPPING B.COM GENERAL & CA 2021-22 ADMITTED BATCH**

Semester	Course	CO	PO1	PO2	PO3	PO4	PO5
I	Financial Accounting	CO1	2	3	2	2	2
		CO2	3		2	3	1
		CO3	3	3	3	2	2
		CO4	2	2	2	2	1
		CO5	1	2	3	2	2
			2.2	2.5	2.4	2.2	1.6

Semester	Course	CO	PO1	PO2	PO3	PO4	PO5
I	Business Organization	CO1	3	2	2	2	1
		CO2	3	2	3	1	2
		CO3	3	3	2	2	3
		CO4	3	3	3	1	1
		CO5	2	3	3	2	3
			2.8	2.6	2.6	1.6	2

Semester	Course	CO	PO1	PO2	PO3	PO4	PO5
II	Financial Accounting II	CO1	3	2	3	2	1
		CO2	3	3	3	1	
		CO3	2	2	3		3
		CO4	3	3	3	1	1
		CO5	2	3	3	2	2
			2.6	2.6	3	1.5	1.75

Semester	Course	CO	PO1	PO2	PO3	PO4	PO5
	Business Economics	CO1	3	1	2	1	2
		CO2	2	2	3	2	2
		CO3	2	3	2	2	3
		CO4	2	2		2	3
		CO5	3	2	3	1	2
			2.4	2	2.5	1.6	2.4



Semester	Course	CO	PO1	PO2	PO3	PO4	PO5
III	Advanced Accounting	CO1	3	1	3	2	2
		CO2	3	2	3	1	1
		CO3	1	3	3	2	3
		CO4	3	3	3	2	2
		CO5	3	3	3	1	3
				2.6	2.4	3	1.6

Semester	Course	CO	PO1	PO2	PO3	PO4	PO5
III	Business Statistics	CO1	3	3	3	2	3
		CO2	3	2	3	2	2
		CO3	3	3	3		2
		CO4	3	3	3	2	3
		CO5	3	3		2	3
				3	2.8	3	2

Semester	Course	CO	PO1	PO2	PO3	PO4	PO5
III	Marketing	CO1	3		1	3	3
		CO2	3	3		3	3
		CO3	3	3		3	3
		CO4	1	2	1	2	3
		CO5	3	3	2	3	3
				2.6	2.8	1.3	2.8

Semester	Course	CO	PO1	PO2	PO3	PO4	PO5
IV	Business Laws	CO1	3	2	2		2
		CO2	3	2	1	2	1
		CO3	2	3		3	2
		CO4	3		3	2	1
		CO5	1	3	2	2	1
			2.4	2.5	2.0	2.3	1.4

Semester	Course	CO	PO1	PO2	PO3	PO4	PO5
IV	Income Tax	CO1	3	1	3	2	2
		CO2	3	1	3	2	2
		CO3	3	1	3	1	2
		CO4	3	2	3	2	3
		CO5	3	3	3	3	3
			3	1.6	3	2	2.4

Semester	Course	CO	PO1	PO2	PO3	PO4	PO5
IV	Auditing	CO1	3	2	3	2	2
		CO2	3	2	3	2	3
		CO3	2	2	3	1	2
		CO4	3	2	3	2	1
		CO5	2	2	3	2	2
			2.6	2	3	1.8	2

Semester	Course	CO	PO1	PO2	PO3	PO4	PO5
IV	Corporating Accounting	CO1	2	3	2	3	2
		CO2	3	2	3		
		CO3	3	3	3		2
		CO4	3	2	3	2	1
		CO5	1	2	3	2	2
			2.4	2.4	2.8	2.3	1.8

Semester	Course	CO	PO1	PO2	PO3	PO4	PO5
IV	Cost & Management Accou	CO1	3		2	3	1
		CO2	3	2	3	2	2
		CO3	3	1	3	2	2
		CO4	3	3	3	2	1
		CO5	1	2	3	2	2
			2.6	2	2.8	2.2	1.6

Semester	Course	CO	PO1	PO2	PO3	PO4	PO5
IV	Goods & Service Tax	CO1	2	3	2	3	2
		CO2	3		2	3	1
		CO3	3	3	3	2	2
		CO4	3	2	3	2	1
		CO5	1	2	3	2	2
			2.4	2.5	2.6	2.4	1.6

Semester	Course	CO	PO1	PO2	PO3	PO4	PO5
V	Management Accounting &	CO1	3	2	2	3	2
		CO2	3	3	3	2	3
		CO3	3	3	1	2	
		CO4	3		2	2	3
			2	3	3	2	3
			2.8	2.8	2.2	2.2	2.8

Semester	Course	CO	PO1	PO2	PO3	PO4	PO5
V	Cost Control Techniques	CO1	3		2	2	3
		CO2	3	3	1	2	
		CO3	3	3	1	3	3
		CO4	3		2	3	1
		CO5	2	3	3	2	3
			3	3	1.3	2.3	2

Semester	Course	CO	PO1	PO2	PO3	PO4	PO5
V	General Insurance Procedure	CO1	2	1	2	3	2
		CO2	3		2	2	3
		CO3	3	3	1	2	
		CO4	3	3	1	3	3
		CO5	2	3			2
			2.6	2.5	1.5	2.5	2.5

Semester	Course	CO	PO1	PO2	PO3	PO4	PO5
V	Life Insurance with Practice	CO1	3	2	2	3	2
		CO2	2	3	3	2	3
		CO3	3	3	1	2	
		CO4	3	3	1	3	3
		CO5	3	2	3	1	2
			2.8	2.6	2	2.2	2.5

Semester	Course	CO	PO1	PO2	PO3	PO4	PO5
V	Service Marketing	CO1	2	1	2	3	2
		CO2	3		2	2	3
		CO3	3	3	1	2	
		CO4	3	3	1	3	3
		CO5	3	3		2	2
			2.8	2.5	1.5	2.4	2.5

Semester	Course	CO	PO1	PO2	PO3	PO4	PO5
V	Digital Markeing	CO1	3			2	2
		CO2	3	3	1	3	3
		CO3	3	3	3	3	3
		CO4	3	2	1	3	3
		CO5	2	3	3	2	3
			2.8	2.75	2	2.6	2.8

Semester	Course	CO	PO1	PO2	PO3	PO4	PO5
I	Information Technology	CO1	3	2	2	2	1
		CO2	3	3	2	2	2
		CO3	2	1	2	1	1
		CO4	2	2	2	2	1
		CO5	2	2	3	2	1
		Average	2.4	2	2.2	1.8	1.2

*R.R.D. Girisly*

I/C Department of Commerce



*V. N. D.*  
PRINCIPAL  
A.S.D. GOVT. DEGREE COLLEGE (W)  
AUTONOMOUS  
KAKINADA

PRINCIPAL